SOUTH MONTEREY COUNTY JOINT UNION HIGH SCHOOL DISTRICT
BOARD OF EDUCATION
REGULAR BOARD MEETING

Monday, June 26, 2017

South Monterey County Joint Union High School District Office – Board Room
800 Broadway
King City, CA 93930

VISION

South Monterey County Joint Union High School District is a progressive academic learning community that is committed to life-long educational success

MISSION

South Monterey County Joint Union High School District inspires and empowers all students with the knowledge and skills necessary to achieve their full potential to succeed as responsible and productive citizens

BOARD OF EDUCATION
Paulette Bumbalough - President
David Gaboni - Clerk
Joe Santibanez - Member
Paul Dake – Member
Leslie Girard - Member

SUPERINTENDENT
Daniel Moirao, Ed.D.

OPEN SESSION: 5:30 PM

A. CALL TO ORDER

B. PUBLIC COMMENT

The public may address the Board concerning items that are scheduled for discussion during closed session by completing the Request to be Heard Form provided on the table at the entrance to the meeting room and submitting the card to the Executive Assistant prior to the Board adjourning to closed session.

El publico puede dirigirse a la Mesa Directiva de Educación con respecto a asuntos que están enlistados para dialogar durante la sesión a puertas cerrada completando asi la forma que se le da a la comunidad para poder hablar durante la sesión, esta forma se encuentra en la entrada de la junta donde se lleva acabo la sesión y entregando esta tarjeta a la Secretaría de el Superintendente antes de que la Mesa Directiva de Educación de por terminada la junta.

CLOSED SESSION: 5:35 PM

A. Public Employment
B. Employee Discipline/Dismissal/Release/Complaint
C. Negotiations with Employee Organizations and Litigation Settlements
D. Threatened/Potential Litigation
E. Student Matter – Transfer/Discipline
   Recommendation to Expel Student #03:16/17
   Recommendation to Expel Student #04:16/17
   Recommendation to Expel Student #05:16/17
   Recommendation to Expel Student #06:16/17

OPEN SESSION: 6:30 PM

A. CALL TO ORDER

B. FLAG SALUTE

C. APPROVAL OF AGENDA

D. REPORT OF CLOSED SESSION ACTIONS

E. BOARD MEMBERS COMMENT

F. PUBLIC COMMENT*: Unless otherwise determined by the Board/Superintendent, each person is limited to 3 (three) minutes. If a large number wish to speak on a specific item, there is a limit of 20 minutes total input on an item. For matters that are not listed on the agenda, the Board may refer the matter to the Superintendent or designee, or take it under advisement, but shall not take action at that time except as allowed by law.*

El público puede dirigirse a la Mesa Directiva de Educación con respecto a asuntos generales o a asuntos especificados en la agenda. La persona que quiera hablar debe de pedir la forma que se le da a la comunidad pidiendo permiso antes de la junta, indicando si se desea hacer algún comentario sobre un tema de la agenda o algún otro asunto y presentarlo a la Secretaría de el Superintendente. Esta es una oportunidad de dirigirse a la Mesa Directiva de Educación cuando un asunto se esté llevando acabo. A menos que se determine de otra manera por el Superintendente, cada persona tiene un máximo de 3 minutos para hablar. Se hay muchas personas que quieran hablar sobre un asunto especifico entonces habrá un limite de 20 minutos en total para cada asunto. Para asuntos que no estén enlistados en la agenda, La Mesa Directiva podrá referir ese asunto al Superintendente o su designado o poner ese asunto en sobre aviso, pero no se tomara ninguna acción en ese momento excepto cuando la ley lo permita.

G. REPORT FROM SUPERINTENDENT

H. EMPLOYEE ORGANIZATIONS

I. CONSENT AGENDA

1. Approval of Minutes: May 24, 2017, and June 6, 2017 (Pages 1-10)
2. Approval of Personnel Report Dated June 26, 2017 ***(Claudia Arellano, Sr. Director Human Resources) Resources)***
3. Approval of Williams Quarterly Report ***(Claudia Arellano, Sr. Director Human Resources)*** (Pages 11-12)
4. Approval of Accounts Payable Warrants – January 2017 through June 14, 2017 ***(Sherrie S. Castellanos, CBO)*** (Pages 13-30)
5. Approval of Purchase Orders – January 2017 through June 14, 2017 ***(Sherrie S. Castellanos, CBO)*** (Pages 31-37)
6. Approval of Contracts: (Pages 38-40)
    1. Approval of 2017-2018 Agreement for Legal Services with Lozano Smith Attorneys at Law ***(Sherrie S. Castellanos, CBO)*** (Pages 41-49)
    2. Approval of 2017-2018 Agreement for Professional Services with Dannis, Woliver, and Kelley ***(Daniel Moirao, Ed.D., Superintendent)*** (Pages 50-53)
    3. Approval of 2017-2018 Agreement to Furnish Consultant Services, Deborah Bell ***(Carla Morris, Special Education Manager)*** (Pages 54-57)
    4. Approval of Amended Contract with Michelle Steiner Abbott for the 2016-2017 School Year ***(Carla Morris, Special Education Manager)*** (Pages 58-61)
    5. Approval of the Addendum to the Agreement for Michelle Steiner Abbott for the 2016-2017 School Year ***(Carla Morris, Special Education Manager)*** (Pages 62-63)
    6. Approval of Contract with Michelle Steiner Abbott for the 2017-2018 School Year ***(Carla Morris, Special Education Manager)*** (Pages 64-67)
    7. Approval of Project 2 Inspire Contract with CABE ***(Diana Jimenez, Director of Educational Services)*** (Pages 68-71)
    8. Approval of the Change Order 1,2 and 3 for Avila Construction KCHS Mechanical Upgrade ***(Sherrie S. Castellanos, CBO)*** (Pages 72-75)
    9. Approval of the Agreement with Property Restoration Services to Repair Portable B, Ventana ***(Sherrie S. Castellanos, CBO)*** (Pages 76-87)
    10. Approval of the Agreement with Property Restoration Services to Repair Accordion Walls at KCHS ***(Sherrie S. Castellanos, CBO)*** (Pages 88-104)
    11. Approval of Proposal for Bruce Flyn Inspection ***(Sherrie S. Castellanos, CBO)*** (Pages 105-106)

12. Approval to Award the Contract to Umstead Electric for the 2017 LED Project ***(Sherrie S. Castellanos, CBO)*** (Pages 107-113)
13. Approval of 2017-2018 Robust Physical Fitness Testing Agreement for Professional Services ***(Sherrie S. Castellanos, CBO)*** (Pages 114-121)
14. Approval of 2017-2018 Contract with Peter Sansom ***(Carla Morris, Special Education Manager)*** (Pages 122-124)
15. Approval of 2017-2018 Contract with Monarch Behavior Solutions ***(Carla Morris, Special Education Manager)*** (Pages 125-128)
16. Approval of the MOU for Participation in the Center for Teacher Innovation Induction Program 2016-2019 ***(Sherrie S. Castellanos, CBO)*** (Pages 129-141)
17. Approval of the 2017-2018 California School Boards Association Gamut Online Service Agreement ***(Sherrie S. Castellanos, CBO)*** (Pages 142-147)
18. Approval 0f Award Contract to Tombleson Inc., for Site work and Hookups for Relocatables at GHS for 2017-2018 ***(Sherrie S. Castellanos, CBO)*** (Pages 148-154)
19. Approval of the Proposals from Della Mora Heating ***(Sherrie S. Castellanos, CBO)*** (Pages 155-159)
20. Approval of 2017-2018 Contract with MCOE for Transportation Services ***(Carla Morris, Special Education Manager)*** (Pages 160-161)
21. Approval of MOU Between the County of Monterey and SMCJUHSD for the Term August 1, 2017 through June 30, 2018 ***(Steve James, Ed.D., Director of Alternative Placement for Student Success)*** (Pages 162-176)

J. CONSENT ITEMS REMOVED FOR COMMENT/QUESTIONS

K. PUBLIC HEARING
1. AB1200 - Proposed Settlement with the King City Joint Union High School District Teachers Association (CTA) ***(Sherrie S. Castellanos, CBO)*** (Pages 177-201)

L. INFORMATION ITEMS
1. School Enrollment, Attendance, and Referral Statistics ***(Sherrie S. Castellanos, CBO)*** (Pages 202-225)
2. Revenue and Expenditures for 2016-17 Through June 14, 2107 ***(Sherrie S. Castellanos, CBO)*** (Pages 226-233)
3. Cashflow Summary 2016-17 Through June 14, 2017 ***(Sherrie S. Castellanos, CBO)*** (Pages 234-262)
4. Balances in Excess of Minimum Reserve Required ***(Sherrie S. Castellanos, CBO)*** (Pages 263-264)
5. Use of Education Protection Act Funds ***(Sherrie S. Castellanos, CBO)*** (Pages 265-267)

M. ACTION ITEMS
1. Request to Move Forward with Joining the Central Coast Cooperative/SLIC Commodity Cooperative ***(Robert Silveira, Food Service Manager)*** (Pages 268-269)
2. Approval of Agreement for Legal Services: Stradling, Yocca, Carlson & Rauth ***(Daniel Moirao, Ed.D., Superintendent)*** (Pages 270-273)
3. Approval of District 2017-2018 LCAP Budget ***(Sherrie S. Castellanos, CBO)*** (Pages 274-370)
4. Approval of Pinnacle Academy Charter 2017-2018 LCAP Budget ***(Sherrie S. Castellanos, CBO)*** (Pages 371-401)
5. Approval of District 2017-2018 Budget ***(Sherrie S. Castellanos, CBO)*** (Pages 402-572)
6. Approval of Sunshine Proposal – KCHUHSDTA 2017 ***(Daniel Moirao, Ed.D., Superintendent)*** (Pages 573-574)
7. Approval of Chief Human Capital Officer Job Title Change ***(Daniel Moirao, Ed.D., Superintendent)*** (Page 575-578)
8. Approval of Resolution 01:17/18 Designation of Authorized Agent to Sign School Orders ***(Daniel Moirao, Ed.D., Superintendent)*** (Pages 579-580)
9. Approval of the Employment of Rose Adams on the Basis of a Provisional Internship Permit ***(Claudia Arellano, Sr. Director of Human Resources)*** (Page 581)

10. Approval of the Employment of Karina Barajas on the Basis of a Provisional Internship Permit ***(Claudia Arellano, Sr. Director of Human Resources)*** (Page 582)
11. Approval of the Employment of Orlando Zendejas on the Basis of a Provisional Internship Permit ***(Claudia Arellano, Sr. Director of Human Resources)*** (Page 583)
12. Approval of the 2017-2018 Agreement Between MCOE and SMCJUHSD for the Use of a Classroom at GHS ***(Sherrie S. Castellanos, CBO)*** (Pages 584-591)
13. Approval to Change in Storage Method of Class One Permanent Records ***(Sherrie S. Castellanos, CBO)*** (Page 592)
14. Approval of Proposal Settlement with the King City Joint Union High School District Teachers Association (CTA) ***(Sherrie S. Castellanos)*** (Pages 593-617)
15. Approval of 2016-2017 Greenfield High School Safety Plan (available upon request) ***(Steve James, Ed.D., Director of Alternative Placement for Student Success)*** (Page 618)
16. Approval of 2016-2017 King City High School Safety Plan (available upon request) ***(Steve James, Ed.D., Director of Alternative Placement for Student Success)*** (Page 619)
17. Approval of 2016-2017 Portola-Butler High School Safety Plan (available upon request) ***(Steve James, Ed.D., Director of Alternative Placement for Student Success)*** (Page 620)
18. Approval of 2016-2017 District Safety Plan (available upon request) ***(Steve James, Ed.D., Director of Alternative Placement for Student Success)*** (Page 621)
19. Approval of Reclassification Criteria for English Learners in Special Education ***(Diana Jimenez, Director of Educational Services)*** (Pages 622-626)
20. Approval of AP Psychology Textbook ***(Diana Jimenez, Director of Educational Services)*** (Pages 627-630)
21. Approval of AP Literature and Composition Textbook ***(Diana Jimenez, Director of Educational Services)*** (Pages 631-635)
22. Approval of AP Language and Composition Textbook ***(Diana Jimenez, Director of Educational Services)*** (Pages 636-640)
23. Approval of Board Policies – Second Reading ***(Daniel Moirao, Ed.D., Superintendent)*** (Pages 641-698)
    BP 5141.52 - Suicide Prevention (new)
    AR 5141.52 - Suicide Prevention (new)
    BP 5148.2 - Before/After School Programs (new)
    AR 5148.2 - Before/After School Programs (new)
    BP 6142.2 - World Foreign Language Instruction (new)
    AR 6142.2 - World Foreign Language Introduction (new)
    BP 6144 - Controversial Issues (revised)
    BP 6174 - Education for English Language Learners (substantially revised)
    AR 6174 - Education for English Language Learners (substantially revised)
    BP 6176 - Weekend Saturday Classes (revised)
    E5145.6 - Parental Notifications (revised)

N. PROMOTING DISTRICT

O. FUTURE AGENDA ITEMS/MEETING DATES
July 5, 2017 – Study Session – King City (if needed)
July 26, 2017 – Regular Board Meeting – Greenfield High School (if needed)
August 1, 2017 – Study Session – King City
August 23, 2017 – Regular Board Meeting – King City
September 5, 2017 – Study Session – King City
September 27, 2017 – Regular Board Meeting – Greenfield High School
October 3, 2017 – Study Session - King City
October 25, 2017 – Regular Board Meeting – King City
November 7, 2017 – Study Session – King City
November 15, 2017 – Regular Board Meeting – Greenfield High School
December 5, 2017 – Study Session – King City
December 13, 2017 – Regular Board Meeting – King City

P. ADJOURNMENT (TO CLOSED SESSION) (if required)

Q. SIGNING OF PAPERS

SOUTH MONTEREY COUNTY JOINT UNION HIGH SCHOOL DISTRICT
BOARD OF EDUCATION
REGULAR BOARD MEETING

Wednesday, May 24, 2017

Minutes

BOARD OF EDUCATION
Paulette Bumbalough – President - Present
David Gaboni – Clerk - Present
Joe Santibanez – Member – Excused Absence
Paul Dake – Member – Present
Leslie Girard – Member - Present

SUPERINTENDENT
Daniel Moirao, Ed.D.- Present

STUDENT BOARD MEMBER
Daniela Cervantes – GHS – Excused Absence
Dusty Miller - KCHS

OPEN SESSION: 5:30 PM

Call to Order
Paulette Bumbalough called the meeting to order at 5:30 PM.

Public Comment
There were not any comments from the public. The meeting was recessed to closed session.

CLOSED SESSION:

A. Public Employment
B. Employee Discipline/Dismissal/Release/Complaint
C. Negotiations with Employee Organizations and Litigation Settlements
D. Threatened/Potential Litigation
E. Student Matter – Transfer/Discipline
   Recommendation to Expel Student #03:16/17
   Recommendation to Expel Student #04:16/17

OPEN SESSION:

Call to order
Paulette Bumbalough called the meeting to order at 6:30 PM.

Flag Salute
Paulette Bumbalough led in the flag salute

Approval of Agenda
Paulette Bumbalough said the following items were being pulled from the agenda: Consent Item #8, Agreement with Michelle Steiner Abbott, Action Item #2, Addendum to new Superintendents' Contract, Action Item #14 Resolution 25:16/17 ordering an election to authorize the issuance of school bonds, and expel student #03:16/17 and expel student #04:16/17. Ms. Bumbalough said there was going to be some changes in the order of agenda tonight to accommodate the approval of Dr. Walkers' contract and then a small intermission to meet him.

Ms. Bumbalough said Action item #1 would be next, followed by the presentations, and then an intermission to meet Dr. Walker. We would then come back for the student report, the consent agenda would follow, then the public hearing, information items, and then the remainder of the action items.

Motion made by Paul Dake and seconded by David Gaboni to approve the amended agenda.

All Board members said Aye.

ACTION ITEM

Approval of Superintendent's Contract
Motion made by David Gaboni and seconded Leslie Girard to approve the superintendents contract.

Paulette Bumbalough said she would now read the highlights of the contract as required by the Brown Act for Superintendent hiring which will cover: a verbal summary of the financial aspects of the Superintendent's employment and review, discussion and approval of Superintendent's employment agreement.

Summary of Financial Aspects of Brian Walker's Contract
The District has offered Brian Walker an Employment Agreement as Superintendent which contains the following:

1. A base salary of $185,000 per year for the 2017-2018 school year with future increases to be mutually agreed upon.
2. The same health insurance benefits that are provided to other certificated administrators in the District.
3. Life insurance in the same amount and same manner as provided to other certificated administrators in the District.
4. A monthly allowance of $500 for the acquisition, maintenance, insurance and fuel for an automobile to be used for District business conducted within Monterey County. Travel outside of Monterey County will be reimbursed in accordance with District policy.
5. A monthly allowance of $70 for the acquisition and use of a cell phone for District business.
6. The District will pay for the Superintendent's membership in the Association of California School Administrators (ACSA).
7. The District will pay up to $1,500 for the Superintendent to join the Rotary Clubs in King City and Greenfield.
8. The Superintendent will have a work year of 227 days with no vacation days.

Paulette Bumbalough welcomed Dr. Walker to the district.

All Board members said Aye.

PRESENTATION

Greenfield High School Students
Mr. Lynch introduced Bernie Barge. Mr. Barge thanked the Board and Dr. Moirao for supporting the engineering program, the program gives the students a direct pathway to universities. Mr. Barge presented a train the students designed using 3D modeling and printers.

Adrian Martinez, Steffi Cadiz, and Anayeli Espinoza shared with the Board how this program has helped them in math and physics classes and how the program has motivated them.

Paulette Bumbalough said she was impressed with their 3D model and excited about the new pathway.

DELAC Parent Presentation
Diana Jimenez, Director of Educational Services introduced Angelica Camarena, Carlos De Jesus Reyes who is the Vice President of the committee, Angie Ibarra, Calixto Lopez, and Veronica De Jesus.

She reviewed a report of the number of students who were primarily Spanish speaking and are now proficient in English. They reclassified 146 students which equals 27% of the Spanish speaking students to be proficient in English. This is a great improvement from the past.

Carlos De Jesus said he is the Vice President of the DELAC committee this year and attended all of the Project to Inspire classes. The program helped him understand the education system and classes. He learned a lot about participating as a parent and the program helped him to be more involved in school events. He attended the CABE conference in San Diego this year and felt it was a very resourceful conference. They had special classes for parents and a lot of information to choose from. He especially enjoyed the workshop which the Mexican Consult provided.

Mr. De Jesus said this is the first year parents visited both high schools, particularly the English development classes for English learners. They also visited art, music, history, and science classes. They saw a lot of young adults who were respectful in the class and wanting to learn. They did visit a few classes where they recognized more discipline was needed in the classroom, students were not paying attention to the teacher. They saw a lot of teachers who want to work with students.

Mr. Calixto Lopez said he would like to share with the Board his experiences as a member of the DELAC committee. He said his participation this year helped him a lot with his own children. He has learned a lot about the classes his children are taking. Parents want to work with and support their students. He added support means talking to your children and sharing stories of their parent's lives. They want their children to achieve, they do not want them to have the jobs
their parents currently have. It is important for parents to share their story with their children. It is important for parents to talk to their children so they are aware of how they need to behave in class and pay attention. They want their children to have a very different life style than the parents. The children will have all kinds of opportunities open up to them if they pay attention and finish their high school education. Students need to be encouraged to attend school and parents would benefit if more courses were available to them to help them with their children. It is important for parents to be more involved and attend meetings the district provides. He thanked the Board for allowing parents to attend CABE, the workshops were very beneficial. His desire is to continue to be a participant on the DELAC committee.

Angelica Camarena said they have finished reviewing the needs assessment of parents of EL students. The results of the survey will help with the work they want to accomplish next year. The survey had 11 questions, 79 surveys were returned. There were 23 areas where parents requested more information. One of the areas they want more information is the impact of re-classification on the EL students. Parents also indicated they would like to have more information about who they can go to for help. Parents also asked to have more information on the funds which are available to EL students.

Ms. Angie Ibarra said she attended CABE, it was a fabulous conference and there was a lot of information. She especially enjoyed the workshops in which parents participated to obtain information which would benefit their children as well as the Mariachi Education in America Program. She would like to see more parents attending next year. She thanked the Board for being given the opportunity to attend the conference.

Paulette Bumbalough said, as a member of the Board, she is proud of these parents being a role model for our students and other parents.

Recognize Teresa Gama

David Gaboni said Teresa Gama was recognized out of 11 field offices which ranged from Alameda to Santa Barbara Counties, and 250,000 CSEA members to receive the Golden Bear Service Award.

Mr. Gaboni presented Ms. Gama with a certificate recognizing her achievement from the Board.

Girl's Inc.

Elizabeth Contreras, said she is the Deputy Director of Girls Inc. There are four different programs, with the biggest being at Greenfield High School. Several areas they focused on is leadership, communication, and drug abuse. They work with students who are in 7th grade as well as high school girls. They serve approximately 366 girls in the community.

Nicolette Shaheen said she attends Greenfield High School. Last year she was in the ECHO Program; this year she is a facilitator in Girls Inc. At first when she would meet new people she would feel intimidated, she now has more confidence and is not afraid of public speaking. The program empowers the girls. She is now a youth leader and encourages her peers and girls in the community to have confidence. They discuss different topics, she thanked the Board for their continued support of the program.

Stacy said she has been involved in the program for 3 years. She had participated in the ECHO Program but is now a youth leader for girls in the middle and high school districts. She said her parents divorced and she moved to California to be with her grandmother. When she entered high school as a freshman she was encouraged to join Girls Inc., as a result she became closer to her family. Girls Inc. gave her the courage to overcome her parents' divorce. Some areas she has gained knowledge in is health, how to make changes, careers, money management and college opportunities. She will be attending Hartnell College in the fall. She learned the importance of communication with others. She likes to see the girls grow in the program. She too is very grateful for the support from the Board.

Paulette Bumbalough congratulated the girls, she saw them from the beginning, they did not talk to each other originally, by the time they graduated from the pr_3_m they had blossomed.

Miriam Perez thanked the Board for their support of the program. She originally had been in the ECHO Program and then Girls Inc.

Leslie Girard said both of her daughters participated in the program, it has made a positive impact in their lives and the bonding among the girls is amazing.

Paulette Bumbalough said there would now be a brief intermission and reception for the audience to meet Dr. Walker.

Report of Closed Session Actions
Paulette Bumbalough said the Board accepted the Personnel Report and spoke to council regarding potential litigation. The two items references student expulsions were pulled.

Student Board Member Report
The student board member was not present to give a report.

Board Member Comments
Leslie Girard said she attended an ROP meeting in Salinas and met a lot of nice people. She also attended the King City High School FFA Banquet and the Volunteer Luncheon at the district office. She was glad to see all of the great things parents are doing behind the scenes to support the children. She also attended the ASB Awards, it was great seeing all of the hard work students have done. Many students received recognitions.

Paul Dake said he attended the King City High School FFA Banquet. It was amazing the amount of awards the students received. He attended Dr. Moirao's farewell party. He attended the Salinas Valley Fair and saw the animals which the Greenfield and King City FFA students entered as well as their many projects.

David Gaboni said he attended the Volunteer Luncheon. He wanted to thank the certificated staff, classified staff and management for all they do.

Paulette Bumbalough said Joe Santibanez is attending a graduation for a student this evening, and because of the timing, was not able to attend the board meeting this evening.

Paulette Bumbalough said she attend the Greenfield City Council meeting when Dr. Moirao presented the many achievements made by the South Monterey County Joint Union High School District. She also attended the FFA Banquet at both high schools. She said she wanted to acknowledge Dr. James for receiving the full WASC accreditation at Portola-Butler.

Paulette Bumbalough presented Dr. Moirao with the Rising of the Phoenix figurine. She said Dr. Moirao has associated the Rising of the Phoenix to the district because of where we were and the many achievements that have been made in the district. She said, as a result of Dr. Moirao's guidance, there is a long list of accomplishments with one being bringing us out of receivership and the increase in our graduation rates. Ms. Bumbalough said because of the achievements his motto for the district has been Bring on the Pride.

Dr. Moirao said he was touched and appreciated the gift from the Board. He will proudly display it in his home office. He added this has been a growth opportunity for himself as well.

Public Comment
Carlos Vega said he has been a citizen of Greenfield for 27 years. He is a parent of 7 children and 5 grandchildren. He is a concerned member of the community. He would like the high school district to work with the Greenfield Union School District in regards to Greenfield High School. He was part of the organization who wanted Greenfield High School to be under the elementary district. He believes when a child starts kindergarten the education should follow the same rules throughout their 12 years of school. He would like to work together and turn the high school over to the Greenfield Union School District. He thanked the Board for allowing parents to attend CABE.

Joe Hernandez said he is a member of the Center for the Community Advisory. His focus is on leadership development. The mission of the organization is to advocate for better housing conditions. A few years ago he was involved promoting unification of Greenfield High School with the Greenfield elementary district. He realizes there are lot of challenges toward this effort. The orgar-4- on only provides technical support for the families.

Beatrice Diaz said the high school district has come a long way and have great teachers and administrators at Greenfield High School. The issue is the districts are different. If Greenfield Union School District did unify then the academic calendars would be the same and there would not be any issues of students being transported to King City. The figures she has seen indicate there are more students in Greenfield than King City. The Greenfield Union School District approved to split the cost to have a financial advisor evaluate the unification process.

Angel Gonzales said he is a member of the Greenfield community. He is here to support unification. He said there is rivalry in the King City and Greenfield communities. If Greenfield High School was unified with the Greenfield elementary district, there would not be any rivalry. His vision is to remove the competition between the two communities by including the high school in the Greenfield Union School District.

Report from Superintendent

Dr. Moirao said it is that time of year for graduations. Portola-Butler students will be graduating on Thursday, June 1 in the King City High School Cafeteria at 6:00 PM, Greenfield High School graduation will be in their stadium on Friday, June 2 at 9:00 AM and Saturday, June 3 at 9:00 AM at the King City High School stadium.

Dr. Moirao shared a publication which the King City High School Arts Literacy class had written.

Dr. Moirao said earlier in the meeting it was mentioned there were 146 students who were reclassified as English learners, this is a significate jump and demonstrates all of the hard work which has been done.

Dr. Moirao reminded the Board of the reception for the Dr. Brian Walker, new Superintendent, on Tuesday, May 30 at 6:00 PM at Greenfield High School and Wednesday, May 31 at 6:00 PM at King City High School.

Robert Silveira, Food Service Manager, has been doing taste testing with students for a new menu. There will be more of a variety of food for students in the next school year.

ROP is in the process of hiring a new director.

Employee Organizations

There were not any comments from the employee organizations.

Consent Agenda

1. Approval of Minutes: April 18, 2017 and May 10, 2017
2. Approval of Personnel Report Dated May 24, 2017
3. Approval of Designation for California Interscholastic Federation (CIF) League Representative for the 2017-2018 School Year
4. Approval of Contracts:
    1. Approval of the Proposal for Abacherli Fence Co.
    2. Approval of the Additional Amount to Felice Consulting Services' Agreement
    3. Approval of the First Amendment to Option and Land Lease Agreement with GTE Mobilnet
    4. Approval of Agreement for Professional Services: Heather's Behavior Support Services
    5. Approval of Retroactive Change Order for Disaster Kleenup Specialist
    6. Approval of 2017-18 Application for Funding Agricultural Career Technical Education Incentive Grant – KCHS
    7. Approval of 2017-18 Application for Funding Agricultural Career Technical Education Incentive Grant – GHS
    8. Approval of Amended Agreement with Michelle Steiner Abbott
    9. Approval of Fiscal Crisis & Management Assistance Team Study Agreement
    10. Approval of the Agreement Between MCOE and SMCJUHSD for the Use of a Classroom at GHS

Paul Dake said he would like to pull item #1, board minutes May 10 page 7.

Paulette Bumbalough reminded the Board item 8 was pulled from the agenda.

Ratification of Agreement Between SMCJUHSD and Avenida & Associates Inc.
Dr. Moirao said because of the shortage of teachers, the district is seeking the services of this agency to participate in the teacher exchange program with educators from the Philippines.

Motion made by David Gaboni and seconded by Leslie Girard to approve the agreement between the SMCJUHSD and Avenida & Associates, Inc.

All Board members said Aye.

Consent Items Removed for Comment/Questions
Paul Dake said on page 7 of the May 10 minutes there is a correction under Resolution 23:16/17, his vote was Aye.

Motion made by David Gaboni and seconded by Paul Dake to approve items #1, with the correction, through 10 excluding item #8.

All Board members said Aye.

PUBLIC HEARING

College & Career Access Pathways Partnership
Paulette Bumbalough opened the public hearing at 7:50 PM. There were not any comments from the public. The public hearing closed at 7:50 PM.

INFORMATION ITEMS

Migrant Students Traveling to the Speech and Debate State Tournament from May 5 to May 6, 2017
Dr. Moirao said this and the next 2 items are information only, the migrant students will be traveling outside of the area for trips.

Migrant Students Traveling to Fresno for Residential Summer Program from June 19 through July 14, 2017
Dr. Moirao said students in the Migrant Program will be traveling to Fresno for the four-week program.

Migrant Students Traveling on World Strides Washington Trip from June 10 through June 17
Dr. Moirao said this is a trip is for migrant students to tour colleges in the Washington DC area.

King City High School Prom on May 27 to Gilroy Gardens
Dr. Moirao said this is an information item since prom will be taking place on a non-school day.

School Services District Unification Analysis
Dr. Moirao said the original report had been completed by School Services of California at the request of the Monterey County Office of Education. The district commissioned School Services of California to do an analysis of the impact of unification upon this school district in three areas: equitable division of property/facilities, sound educational program, and effect on fiscal status and management. The piece which is of concern to the district is deficit spending on page 16 of their report which does impact student learning, it will reduce staff and programs to students. This is a critical piece in the unification process.

P-2 ADA Report – Pinnacle Academy Charter
Paulette Bumbalough thanked Sherrie Castellanos for using conservative number when completing the report.

P-2 ADA Report – South Monterey County Joint Union High School District
Dr. Moirao said this is the district report.

Regular Meeting of the Board June, 2017
Dr. Moirao said due to a conflict on June 28 he would like to change the board meeting to Monday, June 26. The Board members reviewed their calendars. It was agreed to change the meeting to June 26.

Board Policies – First Reading
BP 5141.52 Suicide Prevention (new)

AR 5141.52 Suicide Prevention (new)
BP 5148.2 Before/After School Programs (new)
AR 5148.2 Before/After School Programs (new)
BP 6142.2 World Foreign Language Instruction (new)
AR 6142.2 World Foreign Language Introduction (new)
BP 6144 Controversial Issues (revised)
BP 6174 Education for English Language Learners (substantially revised)
AR 6174 Education for English Language Learners (substantially revised)
BP 6176 Weekend Saturday Classes (revised)
E5145.6 Parental Notifications (revised)

Leslie Girard said on page 145, #1 on the bottom of the page it references exit exam preparation. On page 157 there is reference to the State Administrator. On page 172, at the 4th paragraph there is reference to grades K-3. On page 194, in the third paragraph there is reference to exit exam.

Dr. Moirao thanked Ms. Girard for the corrections, they will be made before the policies second reading.

ACTION ITEMS

Approval of Addendum to New Superintendent's Contract
Dr. Moirao said this item was being pulled, a different version will be presented to the Board at the Board Study session on June 6.

Approval of Addendum to Superintendents Contract
Motion made by Paul Dake and seconded by Leslie Girard to approve the addendum to Superintendent's contract.

All Board members said Aye.

Approval of the Revised SARC for Greenfield High School 2015-2016
Dr. Moirao said this is a revision to the original report which had been submitted to the state. The Facility Inspection was completed, but not included in the report.

Motion made by Paul Dake and seconded by Leslie Girard to approve the revised SARC for Greenfield High School 2015-2016 school year.

All Board members said Aye.

Approval of King City High School Safety Plan
Paulette Bumbalough said she would like to have all of the plans approved together.

Motion made by David Gaboni and seconded by Paul Dake to approve the safety plans for King City High School, Greenfield High School, Portola-Butler High School, and the district safety plans.

Dr. Moirao said these plans are being brought forward because they were not approved for the 2015-2016 school year. Revisions will be made for the 2016-2017 school year and brought back to the Board on June 26.

All Board members said Aye.

Approval of King City High School Site Plans
Motion made by Paul Dake and seconded by David Gaboni to approve the King City High School Site Plans.

Leslie Girard said she would like to have the totals included on page 366.

All Board members said Aye.

Approval of Greenfield High School Site Plans
Motion made by Paul Dake and seconded by David Gaboni to approve the Portola-Butler High School Site Plans.

All Board members said Aye.

Approval of Portola-Butler High School Site Plans
Motion made by Paul Dake and seconded by David Gaboni to approve the Portola-Butler High School Site Plans.

All Board members said Aye.

Approval of Pinnacle Academy Charter School Site Plans
Motion made by Paul Dake and seconded by David Gaboni to approve the Portola-Butler High School Site Plans.

All Board members said Aye.

Approval of College & Career Access Pathways Agreement with Hartnell College
Motion made by David Gaboni and seconded by Paul Dake to approve the College & Career Access Pathways Agreement with Hartnell College.

Dr. Moirao said the Board saw this item on the April board agenda as a public hearing item. With approval we can now start the planning stage, but need to be cautious on how it may impact staff, we may need to do some negotiating, the program will also need to be monitored.

Approval of Resolution 25:16/17 Ordering an Election to Authorize the Issuance of School Bonds
Paulette Bumbalough said this item is being pulled from the agenda.

Approval of Resolution 26:16/17, FTJ Fund Choice as a Provider for 457 Retirement Contributions
Motion made by Leslie Girard and seconded by David Gaboni to approve Resolution 26:16/17, FTJ Fund Choice as a provider for 457 retirement contribution.

Dr. Moirao said this is adding another provider. Leslie Girard inquired if this would be available to the membership. Dr. Moirao responded yes.

All Board members said Aye.

Approval of Declaration of Need for Fully Qualified Educators
Motion made by Paul Dake and seconded by Leslie Girard to approve the Declaration of Need for Fully Qualified Educators.

Dr. Moirao said it will be interested to see how long it will be in place since we now have ESSA. This will allow us to hire interns if we cannot find fully qualified teachers.

Paulette Bumbalough asked if this is a local issue. Claudia Arellano said it was across the nation.

All Board members said Aye.

Board Policies – Second Reading
BP 0460 – Local Control and Accountability Plan
BP 3260 Fees and Charges (revised)
AR 3260 Fees and Charges (revised)
AR 3350 - Travel Expenses (revised)
AR 4112.22 - Staff Teaching English Learners (new)

E 4112.9 - Employee Notification (revised)
AR 4161.1, 4361.1 - Personal Illness, Injury Leave (revised)
AR 4261.1 - Personal Illness Injury Leave (revised)
BP 5111 - Residency (revised)
BP 5111.1 - District Residency (new)
BP 5113 - Absences and Excuses (revised)
AR 5113 - Absences and Excuses (revised)
BP 9250 - Remuneration, Reimbursement, and other Benefits (revised)

Motion made by David Gaboni and seconded by Paul Dake to approve the board policies second reading.

Dr. Moirao said the revision was made for parking and meal allowance. Leslie Girard asked if it matched the policy for the rest of the staff. Dr. Moirao responded yes.

Promoting District
Paulette Bumbalough said the presentations this evening should be promoted and the announcement of the new superintendent.

Leslie Girard said the DELAC committee gave a great presentation, and felt the committee should be promoted.

Future Agenda Items/Meeting Dates
June 6, 2017 – Study Session – King City
June 28, 2017 – Regular Board Meeting – King City
July 5, 2017 – Study Session – King City (if needed)
July 26, 2017 – Regular Board Meeting – Greenfield High School (if needed)
August 1, 2017 – Study Session – King City
August 23, 2017 – Regular Board Meeting – King City
September 5, 2017 – Study Session – King City
September 27, 2017 – Regular Board Meeting – Greenfield High School
October 3, 2017 – Study Session - King City
October 25, 2017 – Regular Board Meeting – King City
November 7, 2017 – Study Session – King City
November 15, 2017 – Regular Board Meeting – Greenfield High School
December 5, 2017 – Study Session – King City
December 13, 2017 – Regular Board Meeting – King City

Dr. Moirao said there will be a couple of action items which will be included in the June 6 board study session.

Adjournment
The meeting was adjourned at 8:17 PM.

Signing of Papers
Dr. Moirao and Paulette Bumbalough signed appropriate papers.

Paulette Bumbalough, Board President _____ Date _____

SOUTH MONTEREY COUNTY JOINT UNION HIGH SCHOOL DISTRICT
BOARD OF EDUCATION
SPECIAL BOARD MEETING

Tuesday, June 6, 2017

Minutes

BOARD OF EDUCATION
Paulette Bumbalough – President – Excused Absence
David Gaboni – Clerk – Excused Absence
Joe Santibanez – Member – Present
Paul Dake – Member - Present
Leslie Girard – Member - Present

SUPERINTENDENT
Daniel Moirao, Ed.D.- Present

OPEN SESSION:

Call to Order
Paul Dake called the meeting to order at 5:37 PM.

Public Comment
There were not any comments from the public. The meeting was recessed to closed session.

CLOSED SESSION:

A. Negotiations with Employee Organizations

OPEN SESSION:

Call to Order
Paul Dake called the meeting to order at 6:16 PM

Flag Salute
Paul Dake led in the flag salute.

Approval of Agenda
Motion made by Leslie Girard and seconded by Joe Santibanez to approve the agenda.

All Board members said Aye.

Report of Closed Session Actions
Paul Dake said there was no action to report from closed session.

ACTION

Approval of Consulting Agreement to New Superintendent's Contract
Motion made by Joe Santibanez and seconded by Leslie Girard to approve the consulting agreement with the new Superintendent.

All Board members said Aye

INFORMATION

Budget and LCAP Review
Sherrie Castellanos, CBO and Diana Jimenez, Director of Educational Services reviewed the budget and LCAP with the Board.

Adjournment
Paul Dake adjourned the meeting at 7:49 PM

Paul Dake, Board Member

Date

SOUTH MONTEREY COUNTY JOINT UNION HIGH SCHOOL DISTRICT

SUBJECT: Approval of Fourth Quarterly Williams Report **MEETING:** June 26, 2017

AGENDA SECTION:

☐ **ACTION**

☐ **INFORMATION**

X ACTION/CONSENT

GOVERNING BOARD

Board Goals:

X Improve, Monitor and Sustain Student Achievement
X Improve School Climate in Support of Teaching, Learning and Student Safety
___ Develop/Sustain Fiscal Solvency
___ Ensure that Facilities are Safe for Staff and Students
___ Ensure Compliance with Education/Other Codes/Updating Board Policies and Administrative Regulations

Summary:
By law, the South Monterey County Joint Union High School District must report quarterly during every academic year to the Board its compliance with the Williams lawsuit. Attached is the fourth report for the 2016-2017 school year.

Recommendation:
It is recommended that the Board of Education approve the forth quarterly Williams Report.

Fiscal Impact:
No cost to the district.

Submitted By:

Claudia Arellano
Sr. Director Human Resources

Approved:

Daniel R. Moirao, Ed.D.
Superintendent

Academic School Year 2016-2017

Quarterly Report on Williams Uniform Complaints

[Education Code § 35186]

District: South Monterey County Joint Union High School District

Person completing this form: Claudia Arellano Title: Sr. Human Resources Director

Quarterly Report Submission Date: *(Please check one)*

- ☐ October 2016
- ☐ January 2017
- ☐ April 2017
- ☒ July 2017

Date for information to be reported publicly at governing board meeting: June 26, 2017

Please check the box that applies:

- ☒ No complaints were filed with any school in the district during the quarter indicated above.
- ☐ Complaints were filed with schools in the district during the quarter indicated above. The following chart summarizes the nature and resolution of these complaints.

General Subject Area	Total # of Complaints	# Resolved	# Unresolved
Textbooks and Instructional Materials	0	0	0
Teacher Vacancy or Misassignment	0	0	0
Facilities Conditions	0	0	0
TOTALS	0	0	0

Daniel R. Moirao, Ed.D.
Print Name of District Superintendent

Signature of District Superintendent

June 26, 2017
Date

SOUTH MONTEREY COUNTY JOINT UNION HIGH SCHOOL DISTRICT

SUBJECT: Approval of Accounts Payable
April – June 14, 2017

MEETING: June 26, 2017

AGENDA SECTION:

☐ **ACTION**

☐ **INFORMATION**

X ACTION/CONSENT

GOVERNING BOARD

Board Goals:

____	Improve, Monitor and Sustain Student Achievement
____	Improve School Climate in Support of Teaching, Learning and Student Safety
X	Develop/Sustain Fiscal Solvency
____	Ensure that Facilities are Safe for Staff and Students
X	Ensure compliance with Education/Other Codes/Updating Board Policies and Administrative Regulations

Summary:
Attached is the listing of Purchase Orders issued for the fourth quarter, April – June 14, 2017

Recommendation:
It is recommended that the Board of Education approve to approve the Purchase Orders.

Fiscal Impact:
Per the Board approved budget.

Submitted By:

Sherrie S. Castellanos
Chief Business Official

Approved:

Daniel R. Moirao, Ed.D.
Superintendent

Checks Dated 04/01/2017 through 06/14/2017

Check Number	Check Date	Pay to the Order of	Fund-Object	Comment	Expensed Amount	Check Amount
12315437	05/18/2017	EWING IRRIGATION PRODUCTS	01-4300	Irrigation and Supplies		212.47
12315438	05/18/2017	Foster Farms Dairy	13-4700	Dairy / Cafeteria		1,437.32
12315439	05/18/2017	HOME DEPOT CREDIT SERVICES Dept. 32-2501271344	01-4300	Maintenance Supplies	1,027.74	
			01-4400	Open PO for Ag Supplies	623.91	1,651.65
12315440	05/18/2017	JB Tire	01-5620	tires		274.54
12315441	05/18/2017	KING CITY GLASS	01-5620	Door Hardware		531.55
12315442	05/18/2017	KING CITY TRUE VALUE HARDWARE	01-4300	Maintenance Supplies KCHS		4.40
12315443	05/18/2017	LOZANO SMITH	01-5810	Lozano Smith Contract		5,941.50
12315444	05/18/2017	MATRANGA WHOLESALE FLORISTS	01-4300	Open PO for Floral Supply copy of b17-00604	2,682.77	
				Unpaid Sales Tax	30.64-	2,652.13
12315445	05/18/2017	MCOE	01-5200	MCSBA ANNUAL DINNER		180.00
12315446	05/18/2017	Mission Trail Athletic/MTAL	01-4300	NFHS Rule Book Order for 2017-18		471.50
12315447	05/18/2017	Morga, Karla	01-4300	STARBUCKS TRAVELER		15.95
12315448	05/18/2017	Novacoast Inc	01-5850	License Renewal		6,870.00
12315449	05/18/2017	OFFICE DEPOT BUSINESS SERVICES	01-4300	Ag Dept Supplies	575.26	
				Blanket Open PO - Office Supplies	319.77	
				Blanket Open PO Office Depot-Office	991.89	
				Blanket Open PO-Classroom Supplies	505.79	
				DO office supplies	364.64	
				Open PO for Instructional Supplies/Materials	2,771.82	
				Open PO for Office Supplies	385.11	
				OPEN PO FOR SUPPLIES	851.69	
12315450	05/18/2017	PACIFIC GAS AND ELECTRIC CO	09-4300	charter school storage cabinet	372.25	7,138.22
12315451	05/18/2017	PAQ Inc. DBA Food 4 Less/Rncho S Miguel	01-5520	PGE		17,021.04
12315452	05/18/2017	Paxton Patterson LLC	01-4300	sped supplies J. Byrd		84.82
12315453	05/18/2017	Presence Learning	01-4400	See attached itemized list/quote		173.23
12315454	05/18/2017	PURE WATER	01-5800	Contracted SPED Services		1,798.40
			01-4300	Drinking Water	56.00	
			01-5800	Drinking Water	225.75	281.75
12315455	05/18/2017	Rainbow Printing Inc/dba	01-4300	Paper for graduation program		106.94
12315456	05/18/2017	SAFEWAY INC	Cancelled	Blanket Open PO for Safeway-ADCO	33.44	*
				Equity Institute	58.45	*
				meeting supplies for sped	21.64	113.53 *
		Cancelled on 06/12/2017, Cancel Register # AP06132017				
12315457	05/18/2017	San Lorenzo Lumber	01-5620	Lumber and supplies for repairs GHS		34.75

The preceding Checks have been issued in accordance with the District's Policy and authorization of the Board of Trustees. It is recommended that the preceding Checks be approved.

Checks Dated 04/01/2017 through 06/14/2017

Check Number	Check Date	Pay to the Order of	Fund-Object	Comment	Expensed Amount	Check Amount
12315458	05/18/2017	Sandra Brusch	01-5200	CM Symposium reimbursements for Sandra Brusch		356.48
12315459	05/18/2017	Shred-It San Francisco	01-5800	Shredding Fees		184.72
12315460	05/18/2017	SOUTH COUNTY NEWSPAPERS INC	01-5800	Newspaper Printing		665.00
12315461	05/18/2017	Sysco San Francisco	13-4300	Food Service	63.80	
			13-4700	Food Service	10,104.27	10,168.07
12315462	05/18/2017	Teter, LLP	01-5800	Architectural Services Board App. 11-9-16	2,703.19	
				Architectural Services ERP	21,092.50	
			25-5800	Architectural Services GHS New Relos	20,205.74	44,001.43
12315463	05/18/2017	TORO PETROLEUM CORP	01-4310	Diesel, Unleaded, & Vehicle Oils		12,879.98
12315464	05/18/2017	UNITED PARCEL SERVICE	01-5930	UPS Services		200.51
12315465	05/18/2017	VAL'S PLUMBING & HEATING INC	01-5620	COMPRESSOR REPLACEMENT		455.86
12317817	05/25/2017	Sherrie S. Castellanos	01-5200	mileage to visalia		163.60
12317818	05/25/2017	Patricia J. Alexander	01-9330	Flight/Car San Diego		941.30
12317819	05/25/2017	Oscar Valdes Pena	01-5200	ERWC Training		441.90
12317820	05/25/2017	Abigail J. Conklin	01-5800	CTEL Classes		500.00
12317821	05/25/2017	Cristina Jimenez	01-4300	2 MAC Chargers	174.78	
12317822	05/25/2017	Diego A. Luna	01-5200	Mileage to Fresno State	170.13	344.91
12317823	05/25/2017	4imprint	01-5200	bus training mileage		171.10
12317824	05/25/2017	ADVANCED PLACEMNT PRGRM/AP,dba	01-4300	Uniforms		220.07
12317825	05/25/2017	AP by the Sea	01-4300	AP Exams		24,490.00
12317826	05/25/2017	AUS-WEST Lockbox	01-9330	AP by the Sea- M. Cisneros		1,235.00
			01-4300	Staff Uniforms	193.64	
12317827	05/25/2017	Avila Construction Co	13-5800	Services	117.28	310.92
12317828	05/25/2017	CA Ag Teachers' Assoc	01-5620	MECHINCAL UPGRADES		70,795.13
12317829	05/25/2017	CA Janitorial Supply Corp	01-5200	CATA Fees		420.00
12317830	05/25/2017	CA Valued Trust	01-4300	open po		1,501.05
12317831	05/25/2017	CA Water Service Company	01-9513	May		91,900.25
12317832	05/25/2017	CDW-G	01-5530	Water Fees		1,013.77
			01-4300	Instructional Supplies for Computer Classes	372.89-	
				OPEN PO FOR TECHNOLOGY EQUIPMENT	155.80	
			01-4400	Network Switches	7,716.02	
				Printer for Ag Lab	260.40	
			11-4400	Adult ed surfaces	5,959.08	
				Unpaid Sales Tax	33.18-	13,685.23
12317833	05/25/2017	Center for Ed & Employment Law	01-4200	sped-stu with disabi& sped edu laws		299.95

The preceding Checks have been issued in accordance with the District's Policy and authorization of the Board of Trustees. It is recommended that the receding Checks be approved.

Checks Dated 04/01/2017 through 06/14/2017

Check Number	Check Date	Pay to the Order of	Fund-Object	Comment	Expensed Amount	Check Amount
12317834	05/25/2017	Culligan Water Conditioning	13-5800	Water Conditioning		85.23
12317835	05/25/2017	DATAFLOW BUSINESS SYSTEMS	01-5610	Copy Machine		7.50
12317836	05/25/2017	Della Mora	01-5620	Repair HVAC 111 KC and 610 GHS		3,070.00
12317837	05/25/2017	Disaster Kleenup Specialists	01-5620	Ventana Building B		10,148.50
12317838	05/25/2017	EL Achieve	01-5200	El Achieve		445.00
12317839	05/25/2017	Foster Farms Dairy	13-4700	Dairy / Cafeteria		541.32
12317840	05/25/2017	Freestyle Event Services, Inc	01-4300	Generator for Sound System	350.00	
				Graduation Stadium Sound Package	2,034.00	2,384.00
12317841	05/25/2017	Generation Ready Inc.	01-5800	Generation Ready		2,500.00
12317842	05/25/2017	HOME DEPOT CREDIT SERVICES Dept. 32-2501271344	01-4300	Ag Dept Supplies		1,388.36
12317843	05/25/2017	KLEINFELDER INC	01-6200	PB Canopy Structure project		463.72
12317844	05/25/2017	MCOE	01-5200	SPED workshop		170.00
12317845	05/25/2017	Monarch Behavior Sltns, Inc.	01-5800	Behavioral Services		2,580.00
12317846	05/25/2017	MONTEREY COUNTY OFFICE OF ED	01-5200	New History-Social Science		100.00
12317847	05/25/2017	NorCal Recognition Products	01-4300	Bachelor Gowns		99.44
12317848	05/25/2017	OFFICE DEPOT BUSINESS SERVICES	01-4300	DO office supplies	89.84	
				Office Supplies	159.11	
				Open PO for Instructional Supplies/Materials	36.16	
				Open PO for Office Supplies	47.14-	
				Student Registration Packets for 17-18/May	4,616.19	4,854.16
12317849	05/25/2017	PACIFIC GAS AND ELECTRIC CO	01-5510	PGE		305.97
12317850	05/25/2017	Paxton Patterson LLC	01-4300	Ag Material	3,975.20	
				Ag Supplies	1,341.22	
			01-4400	Saw Table	4,653.67	
				See attached itemized list/quote	4,344.48	14,314.57
12317851	05/25/2017	PENINSULA SPORTS, INC/PSI	01-5800	Gme Fees. Please specify GHS on check.		515.94
12317852	05/25/2017	RICHARD PARTIDA	01-5800	bus training		500.00
12317853	05/25/2017	Riddell All American	01-4300	Athletics - Radcliff		449.30
12317854	05/25/2017	SAFEWAY INC	01-4300	Equity Institute	75.97	
				Supplies for Aeries/Tech Meetings	36.09	
				Teacher Training Supplies	63.20	
			13-4700	Open Purchase Order	53.19	228.45
12317855	05/25/2017	Sandra A. Madrid	01-5800	Aeries Consultant		1,530.00
12317856	05/25/2017	Sysco San Francisco	13-4300	Food Service	8.75	
			13-4700	Food Service	5,803.74	
				Rest of 16-17 Sysco Food	1,094.09	6,906.58

The preceding Checks have been issued in accordance with the District's Policy and authorization of the Board of Trustees. It is recommended that the preceding Checks be approved.

Checks Dated 04/01/2017 through 06/14/2017

Check Number	Check Date	Pay to the Order of	Fund-Object	Comment	Expensed Amount	Check Amount
12317857	05/25/2017	Teter, LLP	01-5800	Architectural Services Infrastructure Upgrades	3,770.00	
				ERP Grant project	15,742.50	19,512.50
12317858	05/25/2017	Textbook Warehouse	09-4100	textbooks--charter school		291.26
12317859	05/25/2017	TMT Enterprises, Inc.	01-4300	Open PO for Candlestick Mix. See instructions.		1,780.61
12317860	05/25/2017	TORO PETROLEUM CORP	01-4310	Diesel, Unleaded, & Vehicle Oils		3,004.99
12317861	05/25/2017	UNITED PARCEL SERVICE	01-5930	UPS Services		207.65
12317862	05/25/2017	VERIZON WIRELESS SVCS LLC	01-5940	District Communication		663.43
12317863	05/25/2017	VOX Network Solutions	01-4300	Phone Headset		257.85
12317864	05/25/2017	Work Well	01-5800	Tb Test and Physicals		151.00
12317865	05/25/2017	NOMO COUNTY USD	01-5800	MISSION TRAILS BOARD MEETING		20.00
12318968	06/01/2017	Tricia L. Martinus	01-4300	pizza reimbursement		39.78
12318969	06/01/2017	Felecia P. Jonsson	01-5630	Reimbursement Scrapbook		146.86
12318970	06/01/2017	Diana M. Jimenez	01-4300	coffee traveler		15.71
12318971	06/01/2017	ADVANCED PLACEMNT PRGRM/AP,dba	01-4300	AP Exams		26,918.00
12318972	06/01/2017	AUS-WEST Lockbox	01-4300	758025352	34.12	
				Staff Uniforms	69.20	
12318973	06/01/2017	Best Western Seven Seas	13-5800	Services	64.54	167.86
12318974	06/01/2017	CA Janitorial Supply Corp	01-9330	Hotel expenses for PLTW Core Training		608.26
12318975	06/01/2017	Cengage Learning	01-4300	Janitorial Supplies		3,230.96
12318976	06/01/2017	CITY OF GREENFIELD	01-4300	COMPUTER APP		1,221.04
			01-5530	Water, Garbage, Sewer	292.55	
			01-5540	Water, Garbage, Sewer	1,120.87	
			01-5550	Water, Garbage, Sewer	2,806.92	4,220.34
12318977	06/01/2017	CSF BALFOUR	01-4300	CSF Awards		216.45
12318978	06/01/2017	Dannis Woliver Kelley / DWK	01-5810	Legal		79.50
12318979	06/01/2017	Disaster Kleenup Specialists	01-5620	Remaining Balance GHS Mold Remediation		8,114.32
12318980	06/01/2017	EDD-CA Employment Dvlpmnt Dept	01-3501	Liability		1,954.56
12318981	06/01/2017	Electronix Express	01-4300	TBNG VNYL		25.00
12318982	06/01/2017	Fastenal Company	01-4300	Maintenance Supplies		123.50
12318983	06/01/2017	Foster Farms Dairy	13-4700	Dairy / Cafeteria		245.40
12318984	06/01/2017	Glynlyon, Inc.	01-5850	Odysseyware Summer School Licenses		5,000.00
12318985	06/01/2017	HOME DEPOT CREDIT SERVICES Dept. 32-2501271344	01-4300	1133394	1,130.52	
				Ag Dept Supplies	756.19	1,886.71
12318986	06/01/2017	KING CITY TRUE VALUE HARDWARE	01-4300	Ag Dept. Supplies		78.45
12318987	06/01/2017	LinkCrew Boomerang Project	01-5200	LinkCrew		4,990.00

The preceding Checks have been issued in accordance with the District's Policy and authorization of the Board of Trustees. It is recommended that the preceding Checks be approved.

Checks Dated 04/01/2017 through 06/14/2017

Check Number	Check Date	Pay to the Order of	Fund-Object	Comment	Expensed Amount	Check Amount
12318988	06/01/2017	Mail Finance	01-5630	Postage Machine		159.16
12318989	06/01/2017	Mission Trail Athletic/MTAL	01-5800	Open PO for Mileage	391.00	
				PSI Officials Mileage	322.15	713.15
12318990	06/01/2017	Monterey Bay Systems, dba	01-5630	lease KCHS		1,473.91
12318991	06/01/2017	Musician's Friend, Inc.	01-4400	Music Supplies		132.99
12318992	06/01/2017	OFFICE DEPOT BUSINESS SERVICES	01-4300	Blanket Open PO-Classroom Supplies	337.75	
				DO office supplies	74.27	
				Open PO sped materials	209.07	
			01-4400	storage cabinet	371.92	993.01
12318993	06/01/2017	PAQ Inc. DBA Food 4 Less/Rncho S Miguel	01-4300	DLAC/ ELAC Meetings		66.66
12318994	06/01/2017	PASO ROBLES TRUCK CENTER	01-4300	Parts for Fleet		46.33
12318995	06/01/2017	Pinnacle Educators	01-5800	ADMIN COACHING		4,130.00
12318996	06/01/2017	Presence Learning	01-5800	Contracted SPED Services		40.00
12318997	06/01/2017	Riddell All American	01-4300	Athletics - Radcliff	8,425.29	
				Helmets & Pads	3,578.38	12,003.67
12318998	06/01/2017	SURVEYMONKEY	01-5800	Technology Software		642.73
12318999	06/01/2017	Sysco San Francisco	13-4700	Rest of 16-17 Sysco Food		3,575.60
9000	06/01/2017	UNITED PARCEL SERVICE	01-5930	UPS Services		40.56
9001	06/01/2017	VOX Network Solutions	01-5800	Network Equipment Setup for Avaya Phone System		4,500.00
12319002	06/01/2017	WestAir Gases & Equipment Inc	01-4400	10484098	757.18	
				10485460	243.56	
				Unpaid Sales Tax	3.50-	997.24
12319003	06/01/2017	ABIGAIL FOSTER	01-8699	SCHEID WRITING CONTEST		500.00
12320695	06/08/2017	Steven R. James	01-4300	Graduation Decorations		157.73
12320696	06/08/2017	A & G PUMPING, INC	01-5630	Portable Restrooms Rental		479.66
12320697	06/08/2017	AUS-WEST Lockbox	13-5800	Services		123.18
12320698	06/08/2017	BENSON PLUMBING INC	01-5620	Plumbing Repairs		238.00
12320699	06/08/2017	Best Western Lamplighter Inn	01-9330	Hotel expenses for PLTW Core Training		974.45
12320700	06/08/2017	CA Janitorial Supply Corp	01-4300	Janitorial Supplies		1,420.75
12320701	06/08/2017	CARMEL MARINA CORPORATION	01-5550	KC WASTE		3,127.46
12320702	06/08/2017	CNC Electric & Outdoor Equip	01-4300	Landscape Materials KCHS		112.49
12320703	06/08/2017	Daniel Villasenor	01-5200	Reimbursements for Da. Villasenor		538.96
12320704	06/08/2017	DecoTech Systems, Inc	01-4400	Wireless Access Points	4,763.00	
				Unpaid Sales Tax	5.50-	4,757.50
12320705	06/08/2017	Education Week	01-5300	Subscription		74.94
12320706	06/08/2017	Felice Consulting Services	01-5800	Construction Management		6,200.00

The preceding Checks have been issued in accordance with the District's Policy and authorization of the Board of Trustees. It is recommended that the preceding Checks be approved.

Checks Dated 04/01/2017 through 06/14/2017

Check Number	Check Date	Pay to the Order of	Fund-Object	Comment	Expensed Amount	Check Amount
12320707	06/08/2017	GREENFIELD TRUE VALUE	01-4300	Maintenance Supplies		197.53
12320708	06/08/2017	HOME DEPOT CREDIT SERVICES Dept. 32-2501271344	01-4300	home depot		255.87
12320709	06/08/2017	Houghton Mifflin Harcourt Publ ishing Co.	01-4200	Read 180 License Upgrade/Materials		717.31
12320710	06/08/2017	KING CITY TRUE VALUE HARDWARE	01-4300	Ag Dept. Supplies	103.88	
				Maintenance Supplies KCHS	92.81	
				Maintenance Supplies-Portola	6.37	203.06
12320711	06/08/2017	Law Office of Peter Sansom	01-5800	services		2,902.50
12320712	06/08/2017	Linda Grundhoffer	01-5800	professional services		3,250.00
12320713	06/08/2017	MATRANGA WHOLESALE FLORISTS	01-4300	Floral Supplies	4,420.66	
				Florestry	1,242.50	
				Flowers for GHS graduation	250.21	
				Unpaid Sales Tax	453.37-	5,460.00
12320714	06/08/2017	NorCal Recognition Products	01-4300	Graduation Material for Class of 2017		3,491.71
12320715	06/08/2017	OFFICE DEPOT BUSINESS SERVICES	01-4300	DO office supplies	135.41	
				Open Po PBCHS instruction supplies	17.74	
				Open PO for Office Supplies	1,119.16	
				OPEN PO FOR SUPPLIES	262.49	
			09-4300	Open PO Pinn-Charter school	10.60	
			11-4300	classroom supplies Adult Ed	14.45	1,559.85
12320716	06/08/2017	PAQ Inc. DBA Food 4 Less/Rncho S Miguel	01-4300	sped supplies J. Byrd		155.58
12320717	06/08/2017	PARTS & SERVICE CENTER-NAPA	01-4300	Parts & Supplies: Vehicle & Equipment Maintenance	107.88	
				Parts for Fleet	307.08	414.96
12320718	06/08/2017	PTM Document Systems, Inc	01-4300	Report Cards Forms	348.37	
				Report Cards Paper	1,738.83	2,087.20
12320719	06/08/2017	RG Fabrication, Inc	01-5620	Metal Working Repairs	150.00	
				REPAIR OF STORAGE TANK	76.87	226.87
12320720	06/08/2017	SAFEWAY INC	01-4300	Open Po ELAC meetings	59.99	
				Open PO for Foods and Products	56.85	
				Open PO sped --Potter	34.99	
				Open PO--medical suppl for students	102.71	
				Supplies for Aeries/Tech Meetings	27.72	282.26
12320721	06/08/2017	Sysco San Francisco	13-4700	Rest of 16-17 Sysco Food		1,994.96
12320722	06/08/2017	Uretsky Security	01-5800	Security Contract		11,308.00
12321494	06/13/2017	Monica Serrato	01-5200	MCOE		47.83
12321495	06/13/2017	Debora P. Benson	01-4300	Meeting Reimbursements		180.00
12321496	06/13/2017	AUS-WEST Lockbox	13-5800	Services		125.76

The preceding Checks have been issued in accordance with the District's Policy and authorization of the Board of Trustees. It is recommended that the preceding Checks be approved.

Checks Dated 04/01/2017 through 06/14/2017

Check Number	Check Date	Pay to the Order of	Fund-Object	Comment	Expensed Amount	Check Amount
12321497	06/13/2017	Debora Bell	01-5800	PROFESSIONAL SERVICES		2,062.50
12321498	06/13/2017	DELL MARKETING LP	01-4400	Laptops Computers for Ag Department		33,700.58
12321499	06/13/2017	GRAINGER INC,W W	01-4300	OPEN PO FOR SUPPLIES		608.25
12321500	06/13/2017	International Greenhouse Inc.	01-4300	Instructional materials for Ag Classes		4,199.78
12321501	06/13/2017	Jones School Supply Co Inc	01-4300	Ribbons		63.12
12321502	06/13/2017	Nevco Inc	01-4400	Scorboard		5,809.36
12321503	06/13/2017	O'Reilly Automotive Stores,Inc	01-4300	Parts for Buses		713.30
12321504	06/13/2017	OFFICE DEPOT BUSINESS SERVICES	01-4300	Blanket Open PO - Office Supplies		505.48
12321505	06/13/2017	Presence Learning	01-5800	Contracted SPED Services		11,250.27
12321506	06/13/2017	PURE WATER	01-4300	Drinking Water	53.00	
			01-5800	Drinking Water	266.34	319.34
12321507	06/13/2017	Riddell All American	01-4300	Game Jerseys		574.25
12321508	06/13/2017	SAFEWAY INC	01-4300	Open PO for Foods and Products	11.68	
				Parent Involvement	578.39	
				Project to inspire supplies	314.88	904.95
12321509	06/13/2017	School Outfitters	01-4400	Work Bench & Lab Stool		1,239.84
12321510	06/13/2017	UNITED PARCEL SERVICE	01-5930	UPS Services		62.85
12321511	06/13/2017	Uretsky Security	01-5800	Security Contract		885.50
				Total Number of Checks	**428**	**1,502,913.84**

	Count	Amount
Cancel	2	832.92
Net Issue		1,502,080.92

Fund Summary

Fund	Description	Check Count	Expensed Amount
01	General Fund	400	1,377,254.71
09	Charter Schools Fund	6	2,126.06
11	Adult Education Fund	3	8,268.53
13	Cafeteria Fund	28	92,413.88
25	Capital Facilities Fund	2	23,925.74
	Total Number of Checks	426	1,503,988.92
	Less Unpaid Sales Tax Liability		1,264.48
	Net (Check Amount)		**1,502,724.44**

The preceding Checks have been issued in accordance with the District's Policy and authorization of the Board of Trustees. It is recommended that the preceding Checks be approved.

Checks Dated 04/01/2017 through 06/14/2017

Check Number	Check Date	Pay to the Order of	Fund-Object	Comment	Expensed Amount	Check Amount
0010162513	04/10/2017	Michael C. Keema	Cancelled			75.87 *
		Cancelled on 05/03/2017, Cancel Register # PM170506				
12304332	04/04/2017	Elizabeth T. Lopez	01-5200	training/mileage		352.03
12304333	04/04/2017	Monica Serrato	01-5200	payroll mtg		47.22
12304334	04/04/2017	Daniel R. Moirao	01-4300	travel expenses	108.24	
			01-5200	travel expenses	2,059.79	2,168.03
12304335	04/04/2017	AUS-WEST Lockbox	13-5800	Services		123.18
12304336	04/04/2017	Foster Farms Dairy	13-4700	Dairy / Cafeteria		841.53
12304337	04/04/2017	Gilroy High School Wrestling	01-5800	Avis Kelley T&F Invitational		450.00
12304338	04/04/2017	Law Office of Peter Sansom	01-5800	legal services		675.00
12304339	04/04/2017	NASCO	01-4300	Open PO for Animal Science and Science supply		1,501.97
12304340	04/04/2017	PACIFIC GAS AND ELECTRIC CO	01-5510	PGE		510.11
12304341	04/04/2017	RG Fabrication, Inc	01-4300	Open PO for Ag Classes		225.02
12304342	04/04/2017	SAFEWAY INC	01-4300	Open PO for Foods and Products		4.29
12304343	04/04/2017	TORO PETROLEUM CORP	01-4310	Diesel, Unleaded, & Vehicle Oils		2,561.90
12306520	04/13/2017	Elizabeth T. Lopez	01-5200	Mileage		319.94
12306521	04/13/2017	Roianne T. Benjamin	01-5200	03142017 travel		228.98
12306522	04/13/2017	Lorena R. Caulk	01-5200	03242017 travel		48.15
12306523	04/13/2017	Megan L. Munoz	01-5200	03242017 travel		684.74
12306524	04/13/2017	Dariana Sanchez	01-3401	Mileage	57.78	
			01-5200	mileage	58.85	116.63
12306525	04/13/2017	Marisol Cisneros	01-5200	03132017 travel		398.43
12306526	04/13/2017	Claudia H. Arellano	01-5200	mileage		193.67
12306527	04/13/2017	Cristina Jimenez	01-4300	03272017 reimb		111.29
12306528	04/13/2017	Michelle R. Muncy-Silva	01-5200	03242017 travel		688.79
12306529	04/13/2017	A T & T	01-5920	fiber optic lines		5,375.76
12306530	04/13/2017	A T & T CALNET 2	01-5910	CALNET		2,694.77
12306531	04/13/2017	Aeries Software Inc	01-5200	Aeries Conference	775.00	
				Aeries Training	850.00	1,625.00
12306532	04/13/2017	AT&T	01-5910	Phone line GHS Maintenance		311.29
12306533	04/13/2017	AUS-WEST Lockbox	01-5800	Shop Towels and Mechanic's Coveralls	58.64	
			13-5800	Services	123.18	181.82
12306534	04/13/2017	Avila Construction Co	01-5620	MECHINCAL UPGRADES		38,899.76
12306535	04/13/2017	Baudville, Inc.	01-4300	Certificates and seals for Athletic awards		826.17
12306536	04/13/2017	Best Western Plus	01-5200	04052017 travel		248.94
12306537	04/13/2017	BSN Sports / US Communities	01-4300	Baseball helmets, catchers gear, balls, & bat		3,419.63

The preceding Checks have been issued in accordance with the District's Policy and authorization of the Board of Trustees. It is recommended that the preceding Checks be approved.

Checks Dated 04/01/2017 through 06/14/2017

Check Number	Check Date	Pay to the Order of	Fund-Object	Comment	Expensed Amount	Check Amount
12306538	04/13/2017	CA Water Service Company	01-5530	Water Fees		29.84
12306539	04/13/2017	California Western Visuals	01-4300	Smartboard Replacement Part		177.29
12306540	04/13/2017	CARMEL MARINA CORPORATION	01-5550	KC WASTE		4,229.22
12306541	04/13/2017	CITY OF GREENFIELD	01-5530	Water, Garbage, Sewer	184.55	
			01-5540	Water, Garbage, Sewer	1,117.59	
			01-5550	Water, Garbage, Sewer	2,907.15	4,209.29
12306542	04/13/2017	Cyberguys / E-Filliate Inc	01-4300	Supplies		170.73
12306543	04/13/2017	Dannis Woliver Kelley / DWK	01-5810	Legal		185.50
12306544	04/13/2017	Dariana Sanchez	01-5200	CABE 2017		84.31
12306545	04/13/2017	DFE & Assocociates, Inc	01-5620	Project Inspector KCHS Shade Structure		1,350.00
12306546	04/13/2017	EL Achieve	01-5200	CM Symposium- Sandra Brusch	445.00	
				EL Achieve Symposium	445.00	890.00
12306547	04/13/2017	Felice Consulting Services	25-5800	Construction Management		3,720.00
12306548	04/13/2017	Foster Farms Dairy	13-4700	Dairy / Cafeteria		988.84
12306549	04/13/2017	Generation Ready Inc.	01-5200	Professional Svc Generation Ready		5,000.00
12306550	04/13/2017	Gilroy Chevrolet Cadillac	01-6400	Ag Truck		37,112.36
12306551	04/13/2017	Heather's Behavior Spprt Srvs	01-5800	Contracted Behavior Support services		2,500.00
6552	04/13/2017	HOME DEPOT CREDIT SERVICES Dept. 32-2501271344	01-4300	Ag Dept Supplies	1,023.30	
				Open PO for Ag Mech and Holticulture Supplies	2,475.98	
			01-4400	Open PO for Ag Supplies	59.01	3,558.29
12306553	04/13/2017	Jones School Supply Co Inc	01-4300	AP Awards		464.35
12306554	04/13/2017	KING CITY TRUE VALUE HARDWARE	01-4300	Ag Dept. Supplies	25.08	
				Maintenance Supplies	329.34	354.42
12306555	04/13/2017	Linda Grundhoffer	01-5800	professional fees		3,250.00
12306556	04/13/2017	MATRANGA WHOLESALE FLORISTS	01-4300	Floral Supplies		376.71
12306557	04/13/2017	MCOE	01-5200	Board Trainings		100.00
12306558	04/13/2017	Monarch Behavior Sltns, Inc.	01-5800	Consultant Agreement - Board Approved 12/14/2016		6,982.50
12306559	04/13/2017	Monterey Bay Systems, dba	01-5630	Copier Lease		1,208.03
12306560	04/13/2017	OFFICE DEPOT BUSINESS SERVICES	01-4300	Blanket Open PO for classroom supplies	20.44	
				DO office supplies	207.08	
				Open Po PBCHS instruction supplies	33.89	261.41
12306561	04/13/2017	PACIFIC GAS AND ELECTRIC CO	01-5510	PGE	4,760.25	
			01-5520	PGE	11,341.24	16,101.49
12306562	04/13/2017	PENINSULA SPORTS, INC/PSI	01-5300	Spring Sports Game Fees		4,403.81
12306563	04/13/2017	Powers Sports Management, LLC	01-5800	T&F Invitational Timing		800.00
12306564	04/13/2017	Presence Learning	01-5800	Contracted SPED Services		49,369.39

The preceding Checks have been issued in accordance with the District's Policy and authorization of the Board of Trustees. It is recommended that the preceding Checks be approved.

ESCAPE ONLINE

Checks Dated 04/01/2017 through 06/14/2017

Check Number	Check Date	Pay to the Order of	Fund-Object	Comment	Expensed Amount	Check Amount
12306565	04/13/2017	Riddell All American	01-4300	Recondition Pads & Helmets		5,169.96
12306566	04/13/2017	Rosa Velazquez	01-5200	CABE Conference 2017		463.32
12306567	04/13/2017	SAFEWAY INC	01-4300	Open PO for Foods and Products		44.42
12306568	04/13/2017	SCHOOL SERVICES OF CA, INC	01-5800	PROFESSIONAL FEES		7,620.00
12306569	04/13/2017	Silke Communications Inc	01-4400	Two-Way Radios		1,056.68
12306570	04/13/2017	Sysco San Francisco	13-4300	Cafeteria	723.91	
			13-4700	Cafeteria	24,178.44	24,902.35
12306571	04/13/2017	Teter, LLP	01-5800	Architectural Services Board App. 11-9-16	4,977.00	
				Architectural Services ERP	7,000.00	11,977.00
12306572	04/13/2017	Univ Enterprises Corp at CSUSB The California Arts Project	01-5200	Courageous Creativity Conf for D. Moirao		485.00
12306573	04/13/2017	Uretsky Security	01-5800	Security Contract		6,688.00
12306574	04/13/2017	VNA Community Services, Inc	01-5800	Contracted Nursing Services		1,475.92
12306575	04/13/2017	WestAir Gases & Equipment Inc	01-4300	Power Welders		9,614.57
12306576	04/13/2017	Wolf & Associates	01-4400	Engineering 3D Printers		13,871.80
12307169	04/18/2017	CA DEPT OF EDUCATION	13-4700	Food Distribution program		195.00
12307170	04/18/2017	turnitincom / iParadigms, LLC	01-5850	Software renewal	3,823.84	
				Unpaid Sales Tax	287.34-	3,536.50
12307171	04/18/2017	Paulette Bumbalough	01-5200	Superintendent Candidate Site visit mileage reimb		201.64
12307796	04/20/2017	The Cliffs Resort	01-5200	Lodging for Claudia		172.78
12309450	04/27/2017	Elizabeth T. Lopez	01-5200	Mileage Casbo		92.24
12309451	04/27/2017	Monica Serrato	01-5200	MCOE Miles		47.83
12309452	04/27/2017	Jose G. Fausto-Uribe	01-5200	CABE 2017		417.81
12309453	04/27/2017	Katie Elen Greenberg-Trujillo	01-5200	Mileage-Hartnell		42.80
12309454	04/27/2017	Lucia Ruiz-Castillo	01-5200	miles		36.38
12309455	04/27/2017	Joan Leslie Girard	01-5200	Miles Burlingame		169.45
12309456	04/27/2017	Diana M. Jimenez	01-5200	Cabe 2017		468.06
12309457	04/27/2017	Michelle R. Muncy-Silva	01-5200	reimbursement-cabe		658.62
12309458	04/27/2017	A & G PUMPING, INC	01-5630	Portable Restrooms Rental		478.60
12309459	04/27/2017	APEX Learning	09-4300	appex for charter school Ventana		900.00
12309460	04/27/2017	AUS-WEST Lockbox	01-4300	Staff Uniforms	309.50	
			01-5800	Shop Towels and Mechanic's Coveralls	267.02	
			13-5800	Services	123.18	699.70
12309461	04/27/2017	Baudville, Inc.	01-4300	Sup's recognition	124.97	
				Unpaid Sales Tax	9.52-	115.45
12309462	04/27/2017	CA Assoc School Bus Off.	01-5200	CASBO training		305.00
12309463	04/27/2017	CA Department of Justice	01-5860	Fingerprinting		224.00

The preceding Checks have been issued in accordance with the District's Policy and authorization of the Board of Trustees. It is recommended that the preceding Checks be approved.

Checks Dated 04/01/2017 through 06/14/2017

Check Number	Check Date	Pay to the Order of	Fund-Object	Comment	Expensed Amount	Check Amount
12309464	04/27/2017	CA Janitorial Supply Corp	01-4300	Custodial Supplies KCHS		775.86
12309465	04/27/2017	CA State Board of Equalization	01-4300	Jan-March		27.55
12309466	04/27/2017	CA Water Service Company	01-5530	Water Fees		135.49
12309467	04/27/2017	California's Valued Trust	01-9514	April		89,201.72
12309468	04/27/2017	Carlos De Jesus Reyes	01-5200	CABE		110.93
12309469	04/27/2017	CASAS-Comp Adult Stdnt AsstSys	11-5200	casas summer institute--adult ed.		2,295.00
12309470	04/27/2017	Cengage Learning	01-4200	library books--Edge		10,718.75
12309471	04/27/2017	Cleantech Env. Inc., DBA	01-5800	Haz Mat P/U		145.00
12309472	04/27/2017	Cristina Jimenez	01-4300	Data Recovery		6,500.00
12309473	04/27/2017	CSM CONSULTING INC	01-5800	E-Rate Consulting		1,375.00
12309474	04/27/2017	Culligan Water Conditioning	13-5800	Water Conditioning		85.23
12309475	04/27/2017	Dannis Woliver Kelley / DWK	01-5810	Legal		1,364.50
12309476	04/27/2017	EWING IRRIGATION PRODUCTS	01-4300	Irrigation and Supplies		212.47
12309477	04/27/2017	Faronics	01-5850	Deep Freeze Renewal		1,750.00
12309478	04/27/2017	Fastenal Company	01-4300	Maintenance Supplies KCHS		196.96
12309479	04/27/2017	Foster Farms Dairy	13-4700	Dairy / Cafeteria		999.69
12309480	04/27/2017	GRAINGER INC,W W	01-4300	Maintenance Supplies GHS		177.92
9481	04/27/2017	GREENFIELD TRUE VALUE	01-4300	Maintenance Supplies		110.21
9482	04/27/2017	Hampton Inn	01-5200	Small engine workshop		414.96
12309483	04/27/2017	Honor's Program, The	01-4300	Gold Tassels for Class of 2017		255.38
12309484	04/27/2017	In The News Inc	01-4300	Honor Roll Plaque		147.00
12309485	04/27/2017	INGRAHAM JEWELERS, INC	01-4300	Open PO for Athletic awards.		399.68
12309486	04/27/2017	Kathy Rodriguez	01-5200	CABE Conference 2017		101.19
12309487	04/27/2017	KING CITY INDUSTRIAL SUPPLY	01-4300	Parts and Supplies		324.81
12309488	04/27/2017	KING CITY TRUE VALUE HARDWARE	01-4300	Operations Supplies	238.67	
				Parts for Fleet	118.20	356.87
12309489	04/27/2017	Mail Finance	01-5630	Postage Machine		845.27
12309490	04/27/2017	MATRANGA WHOLESALE FLORISTS	01-4300	Open PO for Floral Supply copy of b17-00604		167.25
12309491	04/27/2017	Michelle Steiner	01-5800	Consultant- SPED Services		7,687.50
12309492	04/27/2017	Mission Trail Athletic/MTAL	01-5800	Open PO for Mileage		671.16
12309493	04/27/2017	Monarch Behavior Sltns, Inc.	01-5800	Consultant Agreement - Board Approved 12/14/2016		5,005.00
12309494	04/27/2017	Monterey Bay Systems, dba	01-4300	Staples for Copiers	250.27	
			01-5630	Copier Lease	400.97	651.24
12309495	04/27/2017	OFFICE DEPOT BUSINESS SERVICES	01-4300	Ag Dept Supplies	173.72	
				Blanket Open PO for classroom supplies	630.17	

The preceding Checks have been issued in accordance with the District's Policy and authorization of the Board of Trustees. It is recommended that the preceding Checks be approved.

Checks Dated 04/01/2017 through 06/14/2017

Check Number	Check Date	Pay to the Order of	Fund-Object	Comment	Expensed Amount	Check Amount
12309495	04/27/2017	OFFICE DEPOT BUSINESS SERVICES	01-4300	Blanket Open PO Office Depot-Office Supplies	360.06	
				DO office supplies	391.73	
				Open Po PBCHS instruction supplies	28.57	
				OPEN PO FOR SUPPLIES	313.84	
				Open PO sped materials	129.88	
			09-4300	Open PO Pinn-Charter school	309.23	2,337.20
12309496	04/27/2017	PAQ Inc. DBA Food 4 Less/Rncho S Miguel	01-4300	sped supplies T. Torres		25.18
12309497	04/27/2017	PARTS & SERVICE CENTER-NAPA	01-4300	Parts & Supplies: Vehicle & Equipment Maintenance	67.87	
				Parts for Fleet	298.96	366.83
12309498	04/27/2017	Patricia Sifuentes	01-5200	CABE Conference 2017		400.16
12309499	04/27/2017	RG Fabrication, Inc	01-5620	Metal Covers for Bases GHS	128.34	
				REPAIR OF STORAGE TANK	1,357.01	1,485.35
12309500	04/27/2017	S Tech Consulting LLC	01-5620	Final Mold Test - Portable B		1,600.00
12309501	04/27/2017	SAFEWAY INC	01-4300	Equity Institute	132.90	
				Open PO for Foods and Products	26.94	
				Open PO for Scholarhip Banquet	166.64	
				Open PO--medical suppl for students	70.88	397.36
12309502	04/27/2017	Salinas Girls Fastpitch, Inc	01-4300	Softball Bats		450.00
12309503	04/27/2017	SOUTH COUNTY NEWSPAPERS INC	01-5800	Newspaper Printing		675.00
12309504	04/27/2017	Teter, LLP	01-5800	Architectural Services Board App. 11-9-16	2,997.92	
				Architectural Services ERP	7,050.13	10,048.05
12309505	04/27/2017	Textbook Warehouse	09-4100	Pinn charter textbooks approved		242.72
12309506	04/27/2017	The Bach Company	01-4300	Calculators for Math Dept.		9,464.43
12309507	04/27/2017	TheSignChef.com, Inc	01-4300	Safe Haven District Signs	152.77	
				Unpaid Sales Tax	11.65-	141.12
12309508	04/27/2017	USI Education & Gov sales	01-4300	Film for Laminator machine		211.34
12309509	04/27/2017	WILCO SUPPLY	01-4300	Door Keys and Hardware		70.74
12309510	04/27/2017	Woodwind & Brasswind	01-4300	Educational Supplies for music classes		91.88
12311752	05/04/2017	Monica Serrato	01-5200	MCOE Payroll Meeting		47.83
12311753	05/04/2017	Janet Sanchez-Matos	01-4300	Reimbursement for Business cards	26.82	
			01-5200	Teacher Recruitment	228.41	
				Teacher Recruitment fair	287.04	542.27
12311754	05/04/2017	Diego A. Luna	01-5200	Training for MOTF		460.56
12311755	05/04/2017	A & G PUMPING, INC	01-5630	Portable Restrooms Rental		406.86
12311756	05/04/2017	A T & T CALNET 2	01-5910	CALNET		1,264.71
12311757	05/04/2017	ABBOTT PLUMBING	01-5800	Backflow Prevention Testing		285.00

The preceding Checks have been issued in accordance with the District's Policy and authorization of the Board of Trustees. It is recommended that the preceding Checks be approved.

Checks Dated 04/01/2017 through 06/14/2017

Check Number	Check Date	Pay to the Order of	Fund-Object	Comment	Expensed Amount	Check Amount
12311758	05/04/2017	Aeries Software Inc	01-5850	Aeries Integration with Hero		1,200.00
12311759	05/04/2017	AUS-WEST Lockbox	01-4300	Staff Uniforms	91.64	
			13-5800	Services	58.64	150.28
12311760	05/04/2017	AXIOM ADVISORS & CONSULTANTS	01-5800	Translation Quote for SARCS		920.00
12311761	05/04/2017	B&B STEEL	01-4300	Ag Mech Supplies		2,010.04
12311762	05/04/2017	B.E. Publishing	01-4300	Social Media Esentials	748.75	
				Workbook	1,136.68	1,885.43
12311763	05/04/2017	Baudville, Inc.	01-4300	supplies for the superintendent		80.90
12311764	05/04/2017	BSN Sports / US Communities	01-4300	Game Softballs-Rianda will Email PO		437.63
12311765	05/04/2017	CA Ass'n for Bilingual ED - CA BE	01-5200	2017 Cabe		5,605.00
12311766	05/04/2017	CA Janitorial Supply Corp	01-4300	Custodial Supplies	28.74	
				Custodial Supplies KCHS	692.62	721.36
12311767	05/04/2017	CA Water Service Company	01-5530	Water Fees		793.88
12311768	05/04/2017	CARMEL MARINA CORPORATION	01-5550	KC WASTE	932.39	
				KCHS Water & Garbage	382.69	1,315.08
12311769	05/04/2017	CDW-G	01-4300	Ink for printer in Room 101	178.62	
				OPEN PO FOR TECHNOLOGY SUPPLIES	626.73	
12311770	05/04/2017	Cengage Learning	01-5850	Firewall Renewal	1,150.00	1,955.35
12311771	05/04/2017	CITY OF GREENFIELD	01-4300	Computer Textbooks		1,221.04
12311772	05/04/2017	CSF BALFOUR	01-5550	Water, Garbage, Sewer		389.52
12311773	05/04/2017	Elite Landscape Construction	01-4300	Graduation Regalia for Class of 2017		918.87
12311774	05/04/2017	Ericka Radcliff	01-5800	Landscape Renovation at GHS		14,000.00
12311775	05/04/2017	Felice Consulting Services	01-5200	Reimbursements for EL Achieve		135.39
12311776	05/04/2017	Foster Farms Dairy	01-5800	Construction Management		3,720.00
12311777	05/04/2017	Honor's Program, The	13-4700	Dairy / Cafeteria		830.87
			01-4300	Biliterate lasos	204.60	
				Tassels & Cords For Class of 2017	381.91	
				Unpaid Sales Tax	44.71-	541.80
12311778	05/04/2017	J. W. Pepper	01-4300	Marching Band Music	295.15	
				Music Supplies	261.03	556.18
12311779	05/04/2017	John Radcliff	01-5800	Timing Services for Football, basketball		1,290.00
12311780	05/04/2017	KING CITY TRUE VALUE HARDWARE	01-4300	Maintenance Supplies KCHS		28.68
12311781	05/04/2017	Linda Grundhoffer	01-5800	Contracted Fiscal services		3,250.00
12311782	05/04/2017	MATRANGA WHOLESALE FLORISTS	01-4300	Open PO for Floral Supply copy of b17-00604		1,753.56
12311783	05/04/2017	Mayer-Johnson LLC	01-4200	Sped ed material-KC Potter		441.92
12311784	05/04/2017	McConkey Co	01-4300	Horticulture Supplies		274.63

The preceding Checks have been issued in accordance with the District's Policy and authorization of the Board of Trustees. It is recommended that the preceding Checks be approved.

Checks Dated 04/01/2017 through 06/14/2017

Check Number	Check Date	Pay to the Order of	Fund-Object	Comment	Expensed Amount	Check Amount
12311785	05/04/2017	Monterey Bay Systems, dba	01-5610	Copier Maint (usage)		772.70
12311786	05/04/2017	Nesbitt Partner San Luis	01-5200	Hotel Expenses for CATA Conferences		2,247.58
12311787	05/04/2017	NorCal Recognition Products	01-4300	Diplomas, diploma covers, envelopes		3,291.68
12311788	05/04/2017	OFFICE DEPOT BUSINESS SERVICES	01-4300	Blanket Open PO Office Depot-Office	147.50	
				Copy Paper	486.96	
				DO office supplies	348.37	
				Office Supplies	234.50	
				Open PO for Office Supplies	565.19	
				OPEN PO FOR SUPPLIES	245.57	
				Toner & Copy Paper	1,335.54	3,363.63
12311789	05/04/2017	Pacific Coast Battery Srvc Inc	01-4300	Batteries for Fleet		295.90
12311790	05/04/2017	Pacific Coast Sportswear, dba	01-4300	Fill in Cross/track uniforms		1,164.25
12311791	05/04/2017	PACIFIC GAS AND ELECTRIC CO	01-5510	PGE	615.32	
			01-5520	PGE	14,960.27	15,575.59
12311792	05/04/2017	Pacific Grove High School	01-5800	Pacific Grove Rotary Invitational Fees		400.00
12311793	05/04/2017	PAQ Inc. DBA Food 4 Less/Rncho S Miguel	01-4300	Open PO for ELAC/DELAC Meetings	61.73	
				sped supplies T. Torres	51.74	113.47
12311794	05/04/2017	PARTS & SERVICE CENTER-NAPA	01-4300	Parts & Supplies: Vehicle & Equipment Maintenance		57.03
12311795	05/04/2017	Paxton Patterson LLC	01-4300	Ag Material		3,008.63
12311796	05/04/2017	PURE WATER	01-4300	Drinking Water	48.50	
			01-5800	Drinking Water	260.25	308.75
12311797	05/04/2017	S Tech Consulting LLC	01-5800	King City Mechanical Upgrade Project		3,600.00
12311798	05/04/2017	SAFEWAY INC	01-4300	Equity Institute	69.69	
				meeting supplies for sped	72.52	
				Open PO For Safeway-ELAC	47.67	189.88
12311799	05/04/2017	Salinas Valley Fair, Inc	01-5630	Expo Rental		435.00
12311800	05/04/2017	Sam Houston State University	01-5200	daniel conference registration		500.00
12311801	05/04/2017	SCHOOL SERVICES OF CA, INC	01-5800	Consulting fees- Unification Study		3,840.00
12311802	05/04/2017	Sullivan Supply Inc	01-4300	Materials for Ag Classes		438.15
12311803	05/04/2017	SyTech Solutions	01-5800	DOCUMENT SCANNING		6,891.62
12311804	05/04/2017	Textbook Warehouse	01-4100	student textbooks--PBHS		923.41
12311805	05/04/2017	The Bank of New York Mellon	01-5800	Admin Fee 4/1-3/31		636.00
12311806	05/04/2017	Tope's Tree Service, Inc.	01-5620	Tree Trimming		2,800.00
12311807	05/04/2017	UNITED PARCEL SERVICE	01-5930	UPS Services		301.50
12311808	05/04/2017	Uretsky Security	01-5800	Security Contract		19,282.00
12311809	05/04/2017	VERIZON WIRELESS SVCS LLC	01-5940	Cell Phone and Data		672.89
12311810	05/04/2017	Work Well	01-5800	Tb Test and Physicals		30.00

The preceding Checks have been issued in accordance with the District's Policy and authorization of the Board of Trustees. It is recommended that the preceding Checks be approved.

Checks Dated 04/01/2017 through 06/14/2017

Check Number	Check Date	Pay to the Order of	Fund-Object	Comment	Expensed Amount	Check Amount
12313746	05/11/2017	Ericka A. Radcliff	01-5200	CUE Reimbursement		605.99
12313747	05/11/2017	Daniel R. Moirao	01-4300	TRAVEL REIMBURSEMENT	20.27	
			01-5200	TRAVEL REIMBURSEMENT	1,408.12	1,428.39
12313748	05/11/2017	4imprint	01-4300	Mouse Pad Replacements		1,846.82
12313749	05/11/2017	A & G PUMPING, INC	01-5630	Portable Restrooms Rental	552.77	
				Unpaid Sales Tax	1.37-	551.40
12313750	05/11/2017	AT&T	01-5910	Phone line GHS Maintenance/Not good after 6/30/17		53.11
12313751	05/11/2017	AUS-WEST Lockbox	01-4300	Staff Uniforms	187.16	
			13-5800	Services	129.08	316.24
12313752	05/11/2017	AXIOM ADVISORS & CONSULTANTS	01-5800	SPSA translation		2,380.00
12313753	05/11/2017	CA Ass'n for Bilingual ED - CA BE	01-5200	CABE Inspire 2016-2017		15,000.00
12313754	05/11/2017	CA Department of Justice	01-5860	Fingerprinting		160.00
12313755	05/11/2017	CA DEPT OF EDUCATION	13-4700	COMMODITIES		15.60
12313756	05/11/2017	CA Water Service Company	01-5530	Water Fees		29.84
12313757	05/11/2017	CARMEL MARINA CORPORATION	01-5550	KC WASTE		1,966.49
12313758	05/11/2017	CDW-G	01-4400	Charge Device for new loptops for Ag Classes	2,545.35	
				Unpaid Sales Tax	40.68-	2,504.67
12313759	05/11/2017	CENTRAL COAST SYSTMS INC	01-5800	Alarm System Repairs		114.00
12313760	05/11/2017	D3 LED, LLC	01-5200	GHS Marquee		11,331.06
12313761	05/11/2017	Dale Scott & Company	01-5800	Continuing Disclosure		10,000.00
12313762	05/11/2017	DATAFLOW BUSINESS SYSTEMS	01-4400	Copier For Ag Department	6,737.27	
				Copy Machine	4,319.18	11,056.45
12313763	05/11/2017	Earth Systems Pacific	01-5620	Special/In-Plant Inspections KCHS Shade Structure		1,963.60
12313764	05/11/2017	Facility Inspection Services	01-5800	services		1,600.00
12313765	05/11/2017	Foster Farms Dairy	13-4700	Dairy / Cafeteria		932.78
12313766	05/11/2017	Fresno State Creative Writing Program	01-5200	Young Writer's Conference		180.00
12313767	05/11/2017	GRAINGER INC,W W	01-4300	OPEN PO FOR SUPPLIES		393.33
12313768	05/11/2017	Growers Supply	01-4300	Sunblocker for Ag Class	437.43	
				Unpaid Sales Tax	35.48-	401.95
12313769	05/11/2017	HOME DEPOT CREDIT SERVICES Dept. 32-2501271344	01-4300	Ag Dept Supplies	87.82	
				Maintenance Supplies	127.60	
				Open PO for Ag Mech and Holticulture Supplies	3,264.30	3,479.72
12313770	05/11/2017	I Hire	01-5800	Job opening advertisement		597.00
12313771	05/11/2017	KEENAN AND ASSOCIATES	01-5450	SERVICE		729.62

The preceding Checks have been issued in accordance with the District's Policy and authorization of the Board of Trustees. It is recommended that the preceding Checks be approved.

Checks Dated 04/01/2017 through 06/14/2017

Check Number	Check Date	Pay to the Order of	Fund-Object	Comment	Expensed Amount	Check Amount
12313772	05/11/2017	King City Golf Course	01-5630	Golf Course Rental for Practice		1,000.00
12313773	05/11/2017	Law Office of Peter Sansom	01-5800	SERVICES		1,575.00
12313774	05/11/2017	MATRANGA WHOLESALE FLORISTS	01-4300	Open PO for Floral Supply copy of b17-00604	370.11	
				Unpaid Sales Tax	4.22-	365.89
12313775	05/11/2017	Michelle Muncy	01-5200	hotel reimbursement		141.35
12313776	05/11/2017	Mission Trail Athletic/MTAL	01-5800	Open PO for Mileage	357.90	
				PSI Officials Mileage	468.69	826.59
12313777	05/11/2017	MONTEREY COUNTY OFFICE OF ED	01-5800	DATA PROCESSING		21,364.07
12313778	05/11/2017	NASCO	01-4300	Ag Science Livestock Supplies		413.54
12313779	05/11/2017	O'Reilly Automotive Stores,Inc	01-4300	Parts for Buses	177.68	
				Unpaid Sales Tax	.45-	177.23
12313780	05/11/2017	OFFICE DEPOT BUSINESS SERVICES	01-4300	Blanket Open PO for classroom supplies	195.24	
				Blanket Open PO Office Depot-Office	311.39	
				DO office supplies	18.41	
				Office Chairs	453.05	
				Open Po PBCHS instruction supplies	135.43	
				Open PO --supplies PBCHS	65.38	
				Open PO for Office Supplies	651.18	
				OPEN PO FOR SUPPLIES	773.18	
				sped office supplies	130.29	
				Toner & Copy Paper	324.73	
12313781	05/11/2017	PACIFIC GAS AND ELECTRIC CO	01-5800	Parent -student packets 2017-18	4,409.36	7,467.64
			01-5510	PGE	4,451.25	
			01-5520	PGE	9,937.41	14,388.66
12313782	05/11/2017	PAQ Inc. DBA Food 4 Less/Rncho S Miguel	01-4300	Open PO for ELAC/DELAC Meetings		73.07
12313783	05/11/2017	PARTS & SERVICE CENTER-NAPA	01-4300	Parts & Supplies: Vehicle & Equipment Maintenance		179.68
12313784	05/11/2017	Patrick Smith	01-5200	parking reimbursement		63.43
12313785	05/11/2017	Pro-ED, Inc.	01-4300	additional print	1,998.43	
				ctopp-2 exam. booklet sped	163.01	
				Reading material SPED-T.Torres	1,998.43	
				Unpaid Sales Tax	290.07-	3,869.80
12313786	05/11/2017	SAFEWAY INC	01-4300	Teacher Training Supplies		100.21
12313787	05/11/2017	Salinas Valley Fair, Inc	01-5630	Scholarship Banquet Hall Rental		855.00
12313788	05/11/2017	SHI International Corp	01-5850	Microsoft Licensing		6,754.50
12313789	05/11/2017	Shred-It San Francisco	01-5800	Shredding Fees		73.38
12313790	05/11/2017	Sysco San Francisco	13-4300	Cafeteria	123.15	

The preceding Checks have been issued in accordance with the District's Policy and authorization of the Board of Trustees. It is recommended that the preceding Checks be approved.

Checks Dated 04/01/2017 through 06/14/2017

Check Number	Check Date	Pay to the Order of	Fund-Object	Comment	Expensed Amount	Check Amount
12313790	05/11/2017	Sysco San Francisco	13-4300	Food Service	472.66	
			13-4700	Cafeteria	19,451.86	
				Food Service	16,578.63	36,626.30
12313791	05/11/2017	TMT Enterprises, Inc.	01-4300	Open PO for Candlestick Mix. See instructions.		2,910.62
12313792	05/11/2017	UNITED PARCEL SERVICE	01-5930	UPS Services		201.19
12313793	05/11/2017	Uretsky Security	01-5800	Security Contract		13,002.00
12313794	05/11/2017	VNA Community Services, Inc	01-5800	Contracted Nursing Services		500.00
12313795	05/11/2017	VOX Network Solutions	01-5800	Network Assessment for Avaya Phone System	1,800.00	
			01-6500	New IP Phone System- Balance	95,572.92	97,372.92
12315413	05/18/2017	Elizabeth T. Lopez	01-5200	mcoe meeting		36.27
12315414	05/18/2017	Oscar Valdes Pena	01-5200	erwc training		579.71
12315415	05/18/2017	Kelsey L. Councilman	01-5200	FFA State Conference		56.94
12315416	05/18/2017	Katie Elen Greenberg-Trujillo	01-4300	scholarship interview night		395.90
12315417	05/18/2017	Cristina Jimenez	01-5200	mileage		131.61
12315418	05/18/2017	Daniel R. Moirao	01-4300	books	74.64	
			01-5200	travel reimbursements	1,547.06	1,621.70
12315419	05/18/2017	4imprint	01-4300	Sup's supplies		578.23
12315420	05/18/2017	A & G PUMPING, INC	01-5630	Portable Restrooms Rental		400.00
12315421	05/18/2017	A T & T CALNET 2	01-5910	CALNET		388.16
12315422	05/18/2017	Assoc of CA School Admin	01-5200	symposium		799.00
12315423	05/18/2017	AT&T	01-5910	Phone line GHS Maintenance/Not good after 6/30/17		44.74
12315424	05/18/2017	AUS-WEST Lockbox	01-4300	Staff Uniforms		253.54
12315425	05/18/2017	B&B STEEL	01-4300	Ag Mech Supplies		1,477.61
12315426	05/18/2017	Baileigh Industrial Inc	01-4300	Ag material		2,362.48
12315427	05/18/2017	Baudville, Inc.	01-4300	Certificates and seals for Athletic awards	147.55	
				Unpaid Sales Tax	12.80-	134.75
12315428	05/18/2017	CA Ag Teachers' Assoc	01-5800	CATA Professional Development		81.00
12315429	05/18/2017	CA Water Service Company	01-5530	Water Fees		121.38
12315430	05/18/2017	CDW-G	01-4300	Testing Supplies		4,356.94
12315431	05/18/2017	CITY OF KING	01-5630	Pool Rental/Expenses		6,301.67
12315432	05/18/2017	CNC Electric & Outdoor Equip	01-4300	Parts for Fleet		7.56
12315433	05/18/2017	Coastwide EnvironmntlTech	01-5800	services		3,050.00
12315434	05/18/2017	CSBA	01-5200	evt		305.00
12315435	05/18/2017	DecoTech Systems, Inc	01-5800	Ruckus Wireless Support Renewal		2,145.00
12315436	05/18/2017	Della Mora	01-5620	Repair HVAC 111 KC and 610 GHS		552.00

The preceding Checks have been issued in accordance with the District's Policy and authorization of the Board of Trustees. It is recommended that the preceding Checks be approved.

ESCAPE ONLINE

SOUTH MONTEREY COUNTY JOINT UNION HIGH SCHOOL DISTRICT

SUBJECT: Approval of Purchase Orders
April – June 14, 2017

MEETING: June 26, 2017

AGENDA SECTION:

☐ **ACTION**

☐ **INFORMATION**

X ACTION/CONSENT

GOVERNING BOARD

Board Goals:

_____ Improve, Monitor and Sustain Student Achievement
_____ Improve School Climate in Support of Teaching, Learning and Student Safety
__X__ Develop/Sustain Fiscal Solvency
_____ Ensure that Facilities are Safe for Staff and Students
__X__ Ensure compliance with Education/Other Codes/Updating Board Policies and Administrative Regulations

Summary:
Attached is the listing of Purchase Orders issued for the fourth quarter, April – June 14, 2017.

Recommendation:
It is recommended that the Board of Education approve to approve the Purchase Orders.

Fiscal Impact:
Per the Board approved budget.

Submitted By:

Sherrie S. Castellanos
Chief Business Official

Approved:

Daniel R. Moirao, Ed.D.
Superintendent

Includes Purchase Orders dated 04/01/2017 - 06/14/2017

PO Number	Vendor Name	Requisition Information	Ordr Loc	Req Fund	Resource Description	Req Fund Order Amt
B17-00259	PACIFIC GAS AND ELE	PGE	011	01	UNRESTRICTED R	254,200.00
B17-00343	OFFICE DEPOT BUSINE	DO office supplies	029	01	UNRESTRICTED R	1,058.03
B17-00344	HOME DEPOT/GECF	Ag Dept Supplies	021	01	Agricultural Vo	3,255.67
B17-00345	A T & T CALNET 2	CALNET	011	01	UNRESTRICTED R	4,347.64
B17-00346	OFFICE DEPOT BUSINE	Open PO --supplies PBCHS	022	01	State Lottery	1,000.00
B17-00348	A T & T	fiber optic lines	029	01	UNRESTRICTED R	3,800.00
B17-00349	OFFICE DEPOT BUSINE	Open PO Pinn-Charter school	022	09	UNRESTRICTED R	1,000.00
B17-00350	CSF BALFOUR	CSF Awards	021	01	State Lottery	300.00
B17-00351	OFFICE DEPOT BUSINE	Blanket Open PO-Classroom Supplies	021	01	State Lottery	2,000.00
B17-00352	OFFICE DEPOT BUSINE	OPEN PO FOR SUPPLIES	029	01	UNRESTRICTED R	3,000.00
B17-00353	OFFICE DEPOT BUSINE	Parent -student packets 2017-18	029	01	UNRESTRICTED R	4,409.36
B17-00354	OFFICE DEPOT BUSINE	Blanket Open PO - Office Supplies	021	01	State Lottery	2,200.00
B17-00355	OFFICE DEPOT BUSINE	Athletic student Handbooks 2017-18	029	01	UNRESTRICTED R	2,168.57
B17-00356	PURE WATER	Drinking Water	011	01	State Lottery	909.84
B17-00357	AT&T	Phone line GHS Maintenance/Not good after 6/30/17	029	01	UNRESTRICTED R	150.00
B17-00358	Uretsky Security	Security Contract	011	01	Supplemental	60,450.00
B17-00359	AXIOM ADVISORS & CO	SPSA translation	029	01	Supplemental	2,380.00
B17-00360	I Hire	Job opening advertisement	000	01	UNRESTRICTED R	597.00
B17-00361	UNITED PARCEL SERVI	UPS Services	011	01	UNRESTRICTED R	1,000.00
B17-00362	Sysco San Francisco	Food Service	029	13	Child Nutrition	32,000.00
B17-00363	California Gourmet	Link Crew Meeting supplies	000	01	IASA-Title I Ba	350.00
B17-00364	Budget Graduation	graduation cap/gowns/tassels	022	01	State Lottery	88.69
B17-00365	OFFICE DEPOT BUSINE	Office Supplies	009	01	UNRESTRICTED R	400.00
B17-00366	OFFICE DEPOT BUSINE	Student Registration Packets for 17-18/May	029	01	UNRESTRICTED R	5,364.97
B17-00367	OFFICE DEPOT BUSINE	DO office supplies	029	01	UNRESTRICTED R	1,300.00
B17-00368	ADVANCED PLACEMNT P	AP Exams	021	01	IASA-Title I Ba	24,490.00
B17-00369	ADVANCED PLACEMNT P	AP Exams	023	01	IASA-Title I Ba	50,000.00
B17-00370	ARAMARK UNIFORM SER	Services	011	13	Child Nutrition	1,000.00
B17-00371	CA Janitorial Suppl	Janitorial Supplies	029	01	UNRESTRICTED R	3,410.00
B17-00372	CITY OF GREENFIELD	Water, Garbage, Sewer	011	01	UNRESTRICTED R	12,400.00
B17-00373	MATRANGA WHOLESALE	Flowers for GHS graduation	023	01	State Lottery	250.21
B17-00374	AMERICAN SUPPLY COM	Supplies	000	13	Child Nutrition	1,000.00
B17-00375	AMERICAN SUPPLY COM	Cleaning Supplies	009	01	UNRESTRICTED R	2,000.00
B17-00376	SAFEWAY INC	Open PO for Foods and Products	011	01	UNRESTRICTED R	300.00
B17-00377	O'Reilly Automotive	Parts for Buses	009	01	UNRESTRICTED R	1,000.00
B18-00001	CASEY PRINTING, INC	Math Modules	000	01	UNRESTRICTED R	20,000.00
B18-00002	HOME DEPOT/GECF	PLTW Supplies	029	01	Supplemental	330.00
PO17-00361	CA Ag Teachers' Ass	CATA Professional Development	021	01	Agricultural Vo	100.00
PO17-00862	CDW-G	Adult ed surfaces	022	11	Adult Ed Block	6,278.51
PO17-00882	PTM Document System	Report Cards Paper	023	01	State Lottery	1,738.83

The preceding Purchase Orders have been issued in accordance with the District's Purchasing Policy and authorization of the Board of Trustees. It is recommended that the preceding Purchase Orders be approved and that payment be authorized upon delivery and acceptance of the items ordered.

ESCAPE ONLINE

Includes Purchase Orders dated 04/01/2017 - 06/14/2017

PO Number	Vendor Name	Requisition Information	Ordr Loc	Req Fund	Resource Description	Req Fund Order Amt
PO17-00883	BSN Sports / US Com	Game Softballs-Rianda will Email PO	021	01	UNRESTRICTED R	437.63
PO17-00884	Gilroy Chevrolet Ca	Ag Truck	021	01	CTE Incent Prog	37,112.36
PO17-00885	Uncaged Ergonomics	Standing Desk Converter for Claudia Arellano	029	01	UNRESTRICTED R	129.65
PO17-00886	CA Assoc School Bus	CASBO training	029	01	UNRESTRICTED R	305.00
PO17-00887	MCOE	CAWEE-Work Permit Certification	029	01	State Lottery	175.00
PO17-00888	AXIOM ADVISORS & CO	Translation Quote for SARCS	029	01	UNRESTRICTED R	920.00
PO17-00889	MCOE	CAWEE- Certification to do work permits	029	01	State Lottery	175.00
PO17-00890	Textbook Warehouse	student textbooks--PBHS	022	01	Lottery: Instr	923.41
PO17-00891	PENINSULA SPORTS, I	Spring Sports Game Fees	021	01	UNRESTRICTED R	4,403.81
PO17-00893	Patricia Sifuentes	CABE Mileage Reimbursement	029	01	Supplemental	315.65
PO17-00894	Rainbow Printing In	Paper for graduation program	023	01	State Lottery	106.94
PO17-00895	CARMEL MARINA CORPO	KC WASTE	000	01	UNRESTRICTED R	10,255.56
PO17-00897	Powers Sports Manag	T&F Invitational Timing	021	01	UNRESTRICTED R	800.00
PO17-00898	VOX Network Solutio	Phone System Admin Trainer	000	01	UNRESTRICTED R	3,514.50
PO17-00899	PTM Document System	Report Cards Forms	021	01	State Lottery	348.37
PO17-00900	Monterey Bay System	Staples for Copiers	021	01	State Lottery	250.27
PO17-00901	Honor's Program, Th	Biliterate lasos	029	01	UNRESTRICTED R	204.60
PO17-00902	Mayer-Johnson LLC	Sped ed material-KC Potter	022	01	Special Educati	441.92
PO17-00903	OFFICE DEPOT BUSINE	charter school storage cabinet	022	09	State Lottery	372.25
PO17-00904	KING CITY GLASS	VANDALISM 124-134 WINDOWS	000	01	Ongoing & Major	1,857.07
PO17-00905	Salinas Storm	Softball Bats	021	01	UNRESTRICTED R	450.00
PO17-00906	Salinas Valley Fair	Expo Rental	021	01	UNRESTRICTED R	435.00
PO17-00907	King City Golf Cour	Golf Course Rental for Practice	021	01	UNRESTRICTED R	1,000.00
PO17-00908	4imprint	Sup's supplies	029	01	UNRESTRICTED R	578.23
PO17-00909	Baudville, Inc.	supplies for the superintendent	029	01	UNRESTRICTED R	80.90
PO17-00910	MCOE	Board annual dinner	029	01	UNRESTRICTED R	180.00
PO17-00911	OFFICE DEPOT BUSINE	Copy Paper	021	01	State Lottery	486.96
PO17-00912	CSF BALFOUR	Graduation Regalia for Class of 2017	023	01	State Lottery	918.87
PO17-00913	Daniel Villasenor	Reimbursements for Da. Villasenor	029	01	IASA-Title I Ba	1,093.00
PO17-00914	Nesbitt Partner San	Hotel Expenses for CATA Conferences	029	01	Agricultural Vo	2,247.58
PO17-00915	Baudville, Inc.	Sup's recognition	029	01	UNRESTRICTED R	124.97
PO17-00916	4imprint	Uniforms	029	01	UNRESTRICTED R	301.25
PO17-00917	4imprint	Mouse Pad Replacements	000	01	UNRESTRICTED R	1,846.82
PO17-00918	Aeries Software Inc	Aeries Training	029	01	UNRESTRICTED R	500.00
PO17-00919	Aeries Software Inc	Aeries Webinar	029	01	UNRESTRICTED R	200.00
PO17-00920	Aeries Software Inc	Aeries Webinar- Web Security	029	01	UNRESTRICTED R	100.00
PO17-00921	Aeries Software Inc	Aeries Webinar- DBA	029	01	UNRESTRICTED R	200.00
PO17-00922	Aeries Software Inc	Aeries Webinar- Parent Data Confirmation	029	01	UNRESTRICTED R	200.00
PO17-00923	Aeries Software Inc	Aeries Webinar- EOY	029	01	UNRESTRICTED R	400.00

The preceding Purchase Orders have been issued in accordance with the District's Purchasing Policy and authorization of the Board of Trustees. It is recommended that the preceding Purchase Orders be approved and that payment be authorized upon delivery and acceptance of the items ordered.

Includes Purchase Orders dated 04/01/2017 - 06/14/2017

PO Number	Vendor Name	Requisition Information	Ordr Loc	Req Fund	Resource Description	Req Fund Order Amt
PO17-00924	Aeries Software Inc	Aeries Webinar- Closing out the School Year	029	01	UNRESTRICTED R	100.00
PO17-00925	Desiree Villasenor	Reimbursement for De. Villasenor-CATA Conference	029	01	Agricultural Vo	300.00
PO17-00926	Kelsey Councilman	Reimbusement for K. Councilman-CATA Conference	029	01	Agricultural Vo	300.00
PO17-00927	Sam Houston State U	daniel conference registration	029	01	IASA-Title I Ba	500.00
PO17-00928	Hampton Inn	Small engine workshop	029	01	IASA-Title I Ba	414.96
PO17-00929	Daniel Villasenor	Reimbursement for Da. Villasenor	029	01	Agricultural Vo	300.00
PO17-00930	DATAFLOW BUSINESS S	Copy Machine	021	01	Agricultural Vo	4,319.18
PO17-00931	OFFICE DEPOT BUSINE	Toner & Copy Paper	021	01	IASA-Title I Ba	1,660.27
PO17-00932	DecoTech Systems, I	Ruckus Wireless Support Renewal	029	01	UNRESTRICTED R	2,145.00
PO17-00933	CDW-G	Testing Supplies	021	01	IASA-Title I Ba	4,356.94
PO17-00934	SAFEWAY INC	Equity Institute	000	01	IASA-Title I Ba	300.00
PO17-00935	CA Janitorial Suppl	open po	009	01	UNRESTRICTED R	1,501.05
PO17-00936	Cengage Learning	Computer Textbooks	021	01	State Lottery	1,221.04
PO17-00937	Paxton Patterson LL	See attached itemized list/quote	023	01	CTE Incent Prog	4,517.71
PO17-00938	John Radcliff	Timing Services for Football, basketball	023	01	UNRESTRICTED R	1,290.00
PO17-00939	CDW-G	Printer for Ag Lab	023	01	Agricultural Vo	260.40
PO17-00940	Phytotronics, Inc.	Ag Supplies	021	01	CTE Incent Prog	350.71
PO17-00941	SiteOne Landscape S	Ag Supplies	021	01	CTE Incent Prog	351.00
PO17-00942	Freestyle Event Ser	Graduation Stadium Sound Package	021	01	State Lottery	2,034.00
PO17-00943	TEHQ LLC	Personal Portable RF System	021	01	IASA-Title I Ba	5,309.00
PO17-00944	WILCO SUPPLY	PE Locks	021	01	State Lottery	2,170.48
PO17-00945	DecoTech Systems, I	Wireless Access Points	029	01	UNRESTRICTED R	5,203.00
PO17-00946	CDW-G	Projectors/Printers	000	01	UNRESTRICTED R	10,252.41
PO17-00947	OFFICE DEPOT BUSINE	Document Cameras	000	01	UNRESTRICTED R	4,361.22
PO17-00948	Riddell All America	Helmets & Pads	021	01	UNRESTRICTED R	3,578.38
PO17-00949	SURVEYMONKEY	Technology Software	029	01	UNRESTRICTED R	642.73
PO17-00950	Della Mora	Repair HVAC Server Room	000	01	Ongoing & Major	645.00
PO17-00952	CDW-G	Surface Cart	021	01	CTE Incent Prog	2,773.71
PO17-00954	Paxton Patterson LL	Saw Table	021	01	CTE Incent Prog	4,653.67
PO17-00955	Paxton Patterson LL	Ag Supplies	021	01	CTE Incent Prog	1,341.22
PO17-00956	Flot-Aire	Floral Cooler	021	01	CTE Incent Prog	5,902.32
PO17-00957	Flot-Aire	Floral Walk-In Cooler	021	01	CTE Incent Prog	7,690.59
PO17-00958	DELL MARKETING LP	Surface & Covers	021	01	CTE Incent Prog	36,246.10
PO17-00959	RADIOSHACK CORPORAT	Power Cord	000	01	UNRESTRICTED R	25.00
PO17-00960	Riddell All America	Athletics - Radcliff	023	01	UNRESTRICTED R	7,148.08
PO17-00961	Della Mora	Repair HVAC 111 KC and 610 GHS	000	01	Ongoing & Major	3,622.00
PO17-00962	NASCO	AIG - Supplies Desi V.	023	01	Agricultural Vo	1,000.00
PO17-00963	WARD'S NATURAL SCIE	AIG Supplies - Desi V.	023	01	Agricultural Vo	2,000.00
PO17-00964	Adriana Garcia-Roja	CASAS-Adriana Garcia-Rojas	029	11	Adult Ed Block	350.47

The preceding Purchase Orders have been issued in accordance with the District's Purchasing Policy and authorization of the Board of Trustees. It is recommended that the preceding Purchase Orders be approved and that payment be authorized upon delivery and acceptance of the items ordered.

Includes Purchase Orders dated 04/01/2017 - 06/14/2017

PO Number	Vendor Name	Requisition Information	Ordr Loc	Req Fund	Resource Description	Req Fund Order Amt
PO17-00965	Michael Montgomery	CASAS- Michael Montgomery	029	11	Adult Ed Block	350.47
PO17-00966	Iryna Lee	CASAS-Iryna Lee	029	11	Adult Ed Block	350.47
PO17-00967	Lucia Ruiz-Castillo	L Ruiz-Castillo CAWEE Reimbursement	029	01	State Lottery	38.52
PO17-00968	CDW-G	Network Switches	000	01	UNRESTRICTED R	8,428.82
PO17-00969	HOBART	Ice Cuber.	023	01	State Lottery	4,993.23
PO17-00970	SAFEWAY INC	Open Purchase Order	000	13	Child Nutrition	100.00
PO17-00971	NorCal Recognition	Bachelor Gowns	000	01	UNRESTRICTED R	99.44
PO17-00972	School Outfitters	Work Bench & Lab Stool	021	01	CTE Incent Prog	23,915.86
PO17-00973	Bouldin & Lawson, L	Stwiter soil mixer	021	01	CTE Incent Prog	8,218.00
PO17-00974	MATRANGA WHOLESALE	Florestry	021	01	CTE Incent Prog	3,000.00
PO17-00975	LinkCrew Boomerang	LinkCrew	000	01	IASA-Title I Ba	4,990.00
PO17-00976	AP by the Sea	AP by the Sea- M. Cisneros	029	01	Supplemental	1,358.50
PO17-00977	CA Ag Teachers' Ass	CATA Fees	023	01	Agricultural Vo	420.00
PO17-00978	Best Western Seven	Hotel expenses for PLTW Core Training	029	01	Supplemental	608.26
PO17-00979	Best Western Lampli	Hotel expenses for PLTW Core Training	021	01	Supplemental	974.45
PO17-00980	Sysco San Francisco	Rest of 16-17 Sysco Food	023	13	Child Nutrition	25,000.00
PO17-00981	Riddell All America	Football Short Sleeve Crew	023	01	UNRESTRICTED R	1,933.57
PO17-00982	Nevco Inc	Scorboard	023	01	UNRESTRICTED R	5,809.36
PO17-00983	Houghton Mifflin Ha	Read 180 License Upgrade/Materials	000	01	IASA-Title I Ba	61,089.86
PO17-00984	Odysseyware, Inc	Odysseyware Summer School Licenses	029	01	Supplemental	5,000.00
PO17-00985	PAQ Inc. DBA Food 4	DLAC/ ELAC Meetings	023	01	Title III Limit	100.00
PO17-00986	North American Tech	Inspection for Relocatable Classrooms	000	01	UNRESTRICTED R	2,800.00
PO17-00987	Freestyle Event Ser	Graduation Sound system	000	01	State Lottery	1,507.50
PO17-00988	TMT Enterprises, In	Open PO for Candlestick Mix. See instructions.	023	01	UNRESTRICTED R	5,000.00
PO17-00989	DELL MARKETING LP	Laptops Computers for Ag Department	023	01	CTE Incent Prog	33,700.58
PO17-00990	WILCO SUPPLY	Locks	000	01	Vocational Prog	415.24
PO17-00991	Freestyle Event Ser	Generator for Sound System	000	01	UNRESTRICTED R	350.00
PO17-00992	SAFEWAY INC	Equity Institute	000	01	UNRESTRICTED R	300.00
PO17-00993	Jones School Supply	Ribbons	021	01	State Lottery	66.68
PO17-00994	SAFEWAY INC	Project to inspire supplies	021	01	Title III Limit	900.00
PO17-00995	Microsoft Corporati	Technology Equipment	000	01	State Lottery	7,373.12
PO17-00996	Silke Communication	Two-Way Radios	029	01	Supplemental	6,367.88
PO17-00997	BSN Sports / US Com	Athletics	021	01	UNRESTRICTED R	1,268.25
PO17-00998	DELL MARKETING LP	PLTW Teacher Laptop	000	01	UNRESTRICTED R	1,239.69
PO17-00999	DATAFLOW BUSINESS S	Copier	000	01	UNRESTRICTED R	3,388.87
PO17-01000	Gavilan Pest Contro	Weed Abatement	000	01	Ongoing & Major	750.00
PO17-01001	Riddell All America	Volleyball	023	01	UNRESTRICTED R	551.81

The preceding Purchase Orders have been issued in accordance with the District's Purchasing Policy and authorization of the Board of Trustees. It is recommended that the preceding Purchase Orders be approved and that payment be authorized upon delivery and acceptance of the items ordered.

ESCAPE ONLINE

Includes Purchase Orders dated 04/01/2017 - 06/14/2017

PO Number	Vendor Name	Requisition Information	Ordr Loc	Req Fund	Resource Description	Req Fund Order Amt
PO17-01002	Kelly Moore Paint C	Paint	021	01	UNRESTRICTED R	782.23
PO17-01003	DELL MARKETING LP	Technology Equipment	000	01	UNRESTRICTED R	2,137.85
PO17-01004	Monterey Bay System	Ag copy machine staples	023	01	Vocational Prog	258.40
PO17-01005	Felice Consulting S	Construction Management	000	01	UNRESTRICTED R	42,160.00
PO17-01006	Property Restoratio	Ventana Portable B	000	01	UNRESTRICTED R	33,000.00
PO17-01007	Active Network	Software License	029	01	UNRESTRICTED R	1,650.00
PO17-01008	Melissa Tuck	Contracted SPED services	029	01	Special Educati	24,500.00
PO17-01009	SyTech Solutions	DOCUMENT SCANNING	029	01	Special Educati	12,000.00
PO17-01010	Della Mora	Repair HVAC/Ventalation	10	01	Ongoing & Major	4,000.00
PO17-01011	SAFEWAY INC	SPED SUPPLIES	000	01	Special Educati	200.00
PO17-01012	DELL MARKETING LP	Dell latitude-sped C.Morris	022	01	Special Educati	1,291.61
PO17-01013	Gavilan Pest Contro	Spray Weeds at King City	000	01	Ongoing & Major	2,875.00
PO17-01014	Property Restoratio	Repair Accordian walls	021	01	Ongoing & Major	47,660.00
PO17-01015	Magnatag	Master Schedule Board	023	01	State Lottery	905.11
PO17-01016	Int'l Society for T	MIE Conference	000	01	UNRESTRICTED R	3,379.73
PO17-01017	Odysseyware, Inc	Odysseyware Summer School Licenses	029	01	Supplemental	2,500.00
PO17-01018	OFFICE DEPOT BUSINE	Office Supplies	023	01	State Lottery	200.00
PO18-00001	Newsela, Inc	Newsela PRO	029	01	IASA-Title I Ba	12,200.00
PO18-00006	SchoolDude	Event Essentials Pro Software	009	01	UNRESTRICTED R	1,830.87
PO18-00009	Education Innovatio	2017-2018 Cohort	000	01	NCLB Title II,	4,950.00
PO18-00010	Courtyard Marriott	Lodging for APSI Sac State	029	01	Supplemental	809.14
PO18-00012	Follett School Solu	Library Software	011	01	State Lottery	1,400.00
PO18-00013	SchoolDude	School Dude Training	029	01	UNRESTRICTED R	1,079.07
PO18-00014	Solution Tree	PLC Conference	029	01	NCLB Title II,	3,445.00
PO18-00015	Project Lead The Wa	PLTW Materials for Roianne Benjamin	029	01	Supplemental	333.55
PO18-00016	Project Lead The Wa	PLTW Materials	029	01	Supplemental	9,222.29
PO18-00017	Project Lead The Wa	PLTW Materials	029	01	Supplemental	18,472.79
PO18-00018	Coastal Enterprises	PE Clothes	021	01	UNRESTRICTED R	9,556.74
PO18-00019	SDSU Research Found	PLTW Core Training/July	029	01	Other Local	2,550.00
PO18-00020	Bernerd Barge	Reimbursement for B. Barge/July	029	01	Other Local	915.16
PO18-00021	SDSU Research Found	PLTW Core Training/July	029	01	Other Local	2,550.00
PO18-00022	Patricia Alexander	Reimbursement for P. Alexander	029	01	Other Local	1,500.00
PO18-00023	DBA Woodcrafter.com	Woodcrafter Materials for PLTW	029	01	Supplemental	170.17
PO18-00024	DBA Woodcrafter.com	Woodcrafter Materials for PLTW	029	01	Supplemental	84.19
PO18-00025	Houghton Mifflin Ha	System 44 License Upgrade/Materials	000	01	IASA-Title I Ba	33,862.96
PO18-00026	Edlio, Inc	Websites	029	01	UNRESTRICTED R	5,400.00
PO18-00027	Virco Inc.	Student Desk - Beach	021	01	UNRESTRICTED R	7,292.29
PO18-00028	PARALLAX INC	Parallax - PLTW Materials	029	01	Supplemental	725.00
PO18-00029	American Acrylics U	American Acrylics - PLTW materials	029	01	Supplemental	414.37
PO18-00030	OFFICE DEPOT BUSINE	PLTW Materials/July	029	01	Supplemental	66.60
PO18-00031	OFFICE DEPOT BUSINE	PLTW Materials	029	01	Supplemental	22.66

The preceding Purchase Orders have been issued in accordance with the District's Purchasing Policy and authorization of the Board of Trustees. It is recommended that the preceding Purchase Orders be approved and that payment be authorized upon delivery and acceptance of the items ordered.

Includes Purchase Orders dated 04/01/2017 - 06/14/2017

PO Number	Vendor Name	Requisition Information	Ordr Loc	Req Fund	Resource Description	Req Fund Order Amt
PO18-00032	MCMASTER CARR SUPPL	PLTW Materials - Alexander	029	01	Supplemental	78.61
PO18-00033	ARAMARK UNIFORM SER	Open PO for uniforms for security personnel	023	01	Supplemental	1,000.00
PO18-00034	Cambridge Universit	Adult ed Ventures 1 & 2	022	11	Adult Ed Block	4,736.22
PO18-00035	Crisis Prevention I	CPI training program	022	01	Special Educati	150.00
PO18-00036	Pro-ED, Inc.	PRO-ED edmark reading flash drive	022	01	Special Educati	875.05
PO18-00037	Aeries Software Inc	Aeries Conference	029	01	UNRESTRICTED R	1,500.00
PO18-00038	APPLE COMPUTER	MOT Equipment	000	01	UNRESTRICTED R	1,083.77
PO18-00039	SchoolMessenger	SchoolMessenger	029	01	UNRESTRICTED R	3,481.00
PO18-00040	MIDWEST SUPPLY CO I	PLTW supplies for GHS (Aerospace)	029	01	Supplemental	670.67
PO18-00041	Project Lead The Wa	Materials for PLTW	029	01	Supplemental	1,046.17
PO18-00042	RB-TPG SAN JOSE LLC	Hotel for PLC's at Work- E. Radcliff & A. Lara	029	01	NCLB Title II,	1,351.40
PO18-00043	Ericka Radcliff	Reimbursements for E. Radcliff	029	01	NCLB Title II,	365.22
PO18-00044	Adrienne Lara	Reimbursements for Adrienne Lara	029	01	NCLB Title II,	332.22
PO18-00045	American Acrylics U	PLTW Materials	029	01	Supplemental	269.59
PO18-00046	PASCO Scientific	PLTW Materials - Aerospace	029	01	Supplemental	130.08
PO18-00047	The Row Hotel	Hotel Expenses for PLCs at Work	029	01	NCLB Title II,	687.75
PO18-00048	Marisol Cisneros	Reimbursement for Marisol Cisneros	029	01	NCLB Title II,	334.82
PO18-00049	WICKS AIRCRAFT SUPP	PLTW Materials	029	01	Supplemental	475.24
PO18-00050	The Row Hotel	Hotel for Daniel Sanchez	029	01	NCLB Title II,	742.47
PO18-00051	Daniel Sanchez	Reimursements for PLCs at Work	029	01	NCLB Title II,	335.48
PO18-00052	MCMASTER CARR SUPPL	PLTW Materials	029	01	Supplemental	230.90
PO18-00053	OFFICE DEPOT BUSINE	PLTW Materials	029	01	Supplemental	141.62
PO18-00054	CUE INC	Professional Development	029	01	UNRESTRICTED R	4,000.00
PO18-00055	Fastenal Company	PLTW Materials	029	01	Supplemental	8.67
PO18-00056	LinkCrew Boomerang	Link Crew 2017-2018	023	01	Supplemental	5,700.00
PO18-00057	LinkCrew Boomerang	Link Crew 2017-2018	021	01	Supplemental	5,700.00
					Total	1,274,095.69

The preceding Purchase Orders have been issued in accordance with the District's Purchasing Policy and authorization of the Board of Trustees. It is recommended that the preceding Purchase Orders be approved and that payment be authorized upon delivery and acceptance of the items ordered.

ESCAPE ONLINE

SOUTH MONTEREY COUNTY JOINT UNION HIGH SCHOOL DISTRICT

SUBJECT: Approval of Contracts

MEETING: June 26, 2017

AGENDA SECTION:

☐ **ACTION**

☐ **INFORMATION**

X ACTION/CONSENT

GOVERNING BOARD

Board Goals:

____	Improve, Monitor and Sustain Student Achievement
X	Improve School Climate in Support of Teaching, Learning and Student Safety
X	Develop/Sustain Fiscal Solvency
X	Ensure that Facilities are Safe for Staff and Students
X	Ensure compliance with Education/Other Codes/Updating Board Policies and Administrative Regulations

Summary:

Attached are agreements for approval:
Lozano Smith
Dannis Woliver Kelly
Deborah Bell
Steiner-Abbott, Michelle
Steiner-Abbott, Michelle
Project 2 Inspire
Avila Construction Co
Property Restoration Services
Property Restoration Services
Bobby Flyn Inspection
Umstead Electric
Robust Physical Fitness Testing
Law Offices of Peter Sansom
Monarch Behavior Services
Michelle Steiner Abbott
Riverside County Superintendent of Schools
California School Board Association
Tombleson Inc.
Della Mora
Monterey County Office of Education
County of Monterey Health Department, Behavioral Health

Recommendation:

It is recommended that the Board of Education approve the ten agreements:

Fiscal Impact:

Lozano Smith, Legal Services, Hourly Rate per Agreement
Dannis Woliver Kelly, Legal Services, Hourly Rate per Agreement
Deborah Bell, Augmentative Alternative Communication, $6,000
Steiner-Abbott, Michelle, Psychologist, $5,000
Steiner-Abbott, Michelle, Psychologist, $2,000
Project 2 Inspire, Professional Development, $47,000.00
Avila Construction Co, Change Orders 1, 2, 3, $37,646
Property Restoration Services, Repair Portable B, $ 38)0.00

Property Restoration Services. Repair Accordion Walls KCHS, $47,660.00
Bobby Flyn Inspection, DSA Inspector, $6,800.00
Umstead Electric, Prop 39 LED Project, $393,942.50
Robust Physical Fitness Testing, Software Licensing, $800.00
Law Offices of Peter Sansom, Legal Services, Hourly Rate per Agreement - PO NTE $50,000
Monarch Behavior Services Board Certified Behavior Analyst, $50,000.00
Michelle Steiner Abbott, Psychologist, $18,750.00
Riverside County Superintendent of Schools, Partnership, $22,000.00
California School Board Association, Software Licensing, $2,270.00
Tombleson Inc., Sitework GHS Portables, $224,875.00
Della Mora, HVAC Repairs, $20,810.00
Monterey County Office of Education, Special Ed. Transportation, $230,000.00
County of Monterey Health Department, Behavioral Health, $101,322.09

Submitted By:

Sherrie S. Castellanos
Chief Business Official

Approved:

Daniel R. Moirao, Ed.D.
Superintendent

SOUTH MONTEREY COUNTY JOINT UNION HIGH SCHOOL DISTRICT

SUBJECT: Approval of Contracts

MEETING: June 26, 2017

AGENDA SECTION:

- ☐ ACTION
- ☐ INFORMATION
- ☒ ACTION/CONSENT

Description	Company or Contractor Name:	Contract Description	Original Contract Amount	Additional Contract Amount	Funding Source (s)	No Budget Adjustment Required	Requires Budget Adjustment (may impact	Current Approval Amount	Fiscal Year
Professional Service	Lozano Smith	Legal Services	Hourly Rate per Agreement	N/A	General Fund	X		Hourly Rate per Agreement	2017/18
Professional Service	Dannis Woliver Kelly	Legal Services	Hourly Rate per Agreement	N/A	General Fund	X		Hourly Rate per Agreement	2017/18
Professional Service	Deborah Bell	Augmentative Alternative Communication	$6,000	N/A	Special Education Funds	X		$6,000	2017/18
Professional Service	Steiner-Abbott, Michelle	Psychologist	$12,500	$5,000	Special Education Funds	X		$17,500	2016/17
Professional Service	Steiner-Abbott, Michelle	Psychologist	$17,500	Actual Travel Costs NTE $2000	Special Education Funds	X		$19,500	2016/17
Professional ervice	Project 2 Inspire	Professional Development	$47,000.00	N/A	LCAP-Goal 5a	X		$47,000.00	2017/18
onstruction	Avila Construction Co	Change Orders 1,2,3	$185,000.00	37,646	Emergency Repair Funds	X		$222,646.00	2016/17
Construction	Property Restoration Services	Repair Portable B	$33,000.00	N/A	General Fund		X	$33,000.00	2016/17
Construction	Property Restoration Services	Repair Accordion Walls KCHS	$47,660.00	N/A	General Fund		X	$47,000.00	2016/17
Construction	Bobby Flyn Inspection	DSA Inspector	$6,800.00	N/A	General Fund	X		$6,800.00	2017/18
Construction	Umstead Electric	Prop 39 LED Project	$393,942.50	N/A	Prop 39 Funds/Routine Restricted Maintenance	X		$393,942.50	2016/17 & 2017/18
Licensing	Robust Physical Fitness Testing	Software Licensing	$800.00	N/A	General Fund	X		$800.00	2017/18
Professional Service	Law Offices of Peter Sansom	Legal Services	Hourly Rate per Agreement - PO NTE $50,000	N/A	Special Education Funds	X		Hourly Rate per Agreement - PO NTE $50,000	2017/18
Professional Service	Monarch Behavior Services	Board Certified Behavior Analyst	$50,000.00	N/A	Special Education Funds	X		$50,000.00	2017/18
Professional Service	Michelle Steiner Abbott	Psychologist	$18,750.00	N/A	General Fund	X		$18,750.00	2017/18
Professional Service	Riverside County Superintendent of Schools	Partnership	$22,000.00	N/A	General Fund	X		$22,000.00	2017/18
Licensing	California School Board Association	Software Licensing	$2,270.00	N/A	General Fund	X		$2,270.00	2017/18
Construction	Tombleson Inc.	Sitework GHS Portables	$224,875.00	N/A	General Fund	X		$224,875.00	2017/18
Construction	Della Mora	HVAC Repairs	$20,810.00	N/A	Routine Restricted	X		$20,810.00	2016/17
Professional Service	Monterey County Office of Education	Special Ed. Transportation	$230,000.00	N/A	Special Education Funds	X		$230,000.00	2017/18
Professional Service	County of Monterey Health Department, Behavioral Health	County Therapist	$101,322.09	N/A	Special Education Funds	X		$101,322.09	2017/18

SOUTH MONTEREY COUNTY JOINT UNION HIGH SCHOOL DISTRICT

SUBJECT: Approval of 2017-2018 Agreement for Legal Services with Lozano Smith Attorneys at Law

MEETING: June 26, 2017

AGENDA SECTION:

☐ **ACTION**

☐ **INFORMATION**

X **ACTION/CONSENT**

GOVERNING BOARD

Board Goals:

_____ Improve/Sustain Student Achievement through CAASPP Test and Other Assessment Measures
_____ Improve School Climate and Student Discipline in Support of Teaching, Learning and Student Safety
_____ Develop/Sustain Fiscal Crisis Long-Term Solution
_____ Ensure Board and Administrator Participation in CSBA's Masters in Governance and Other Trainings
_____ Ensure that Facilities are Safe for Staff and Students
X Ensure compliance with Education/Other Codes/Updating Board Policies and Administrative Regulations

Summary:
School districts often enter agreements with multiple legal firms for a variety of purposes. This district has worked with Lozano, Smith Attorneys at Law previously and would like to have the option remain open to continue working with the firm as needed.

Recommendation:
It is recommended the Board of Education approve the agreement with Lozano Smith Attorneys at Law for legal services as needed.

Fiscal Impact:
Dependent on the amount of need the district has for this firms' use. There is an amount budgeted for legal cost in the district budget.

Submitted By:

Daniel R. Moirao, Ed.D.
Superintendent

Approved:

Daniel R. Moirao, Ed.D.
Superintendent

Lozano Smith
ATTORNEYS AT LAW

Karen M. Rezendes
Attorney at Law

E-mail: krezendes@lozanosmith.com

June 5, 2017

Daniel Moirao
Superintendent
South Monterey County High School District
800 Broadway St.
King City, CA 93930-3326

Re: 2017-2018 Agreement for Legal Services

Dear Dr. Moirao:

Thank you for the opportunity to partner with you during the 2016-17 school year. We appreciate the trust you place in Lozano Smith, and we look forward to another promising year for your district and students.

We are pleased to note that there are no changes to our 2017-18 agreement for legal services and our rate structure remains unchanged.

As a valued client, we invite you to take advantage of Lozano Smith's portal of client resources at (LozanoSmith.com/clientresources). The portal contains resources for some of the most pertinent legal issues, and incorporates trainings prepared in partnership with the State's leading education associations.

As a firm, we will continue to bill actual time spent, without any required minimum billing period for phone calls or email correspondence. Our practice, designed to save costs for clients, will remain at the industry-leading 1/10 (.10) of an hour increment. In addition, we also continue to use a "tiered" billing system to ensure that when appropriate, associate attorneys can be utilized, providing you with cost savings. Each of our attorneys is placed at the appropriate "tier" based on their experience.

As part of an annual review, we adjust legal staff fees to reflect updated tiered status for attorneys based upon their years of experience. The tier structure established in our current agreement for legal services is not changing, and we will extend our current agreement into the 2017-2018 year. Should you have questions regarding the billing rate for a particular attorney, please feel free to contact us.

7404 N. Spalding Avenue Fresno, California 93720-3370 Tel 559-431-5600 Fax 559-261-9366

Because there are no changes to our agreement for legal services, there is no legal requirement for Board approval. If you prefer to take the matter to the Board, we would be pleased to provide you with a new agreement for 2017-2018.

We look forward to another rewarding year, together.

Sincerely,

LOZANO SMITH

Karen M. Rezendes
Managing Partner

KMR/lt

Lozano Smith
ATTORNEYS AT LAW

AGREEMENT FOR LEGAL SERVICES

THIS AGREEMENT is effective July 1, 2017, between the SOUTH MONTEREY COUNTY HIGH SCHOOL DISTRICT ("Client") and the law firm of LOZANO SMITH, LLP ("Attorney") (each a "Party" and collectively the "Parties"). Attorney shall provide legal services as requested by Client on the following terms and conditions:

I. ENGAGEMENT. Client hires Attorney as its legal counsel with respect to matters the Client refers to Attorney. Attorney shall provide legal services to represent Client in such matters, keep Client informed of significant developments and respond to Client's inquiries regarding those matters. Client understands that Attorney cannot guarantee any particular results, including the costs and expenses of representation. Client agrees to be forthcoming with Attorney, to cooperate with Attorney in protecting Client's interests, to keep Attorney fully informed of developments material to Attorney's representation of client, and to abide by this Agreement. Client is hereby advised of the right to seek independent legal advice regarding this Agreement.

II. RATES TO BE CHARGED. Client agrees to pay Attorney for services rendered based on the attached rate schedule. Agreements for legal fees on other-than-an-hourly basis may be made by mutual agreement for special projects (including as set forth in future addenda to this Agreement).

III. REIMBURSEMENT. Client agrees to reimburse Attorney for actual and necessary expenses and costs incurred in the course of providing legal services to Client, including but not limited to expert, consultant, mediation and arbitration fees. Attorney shall not be required to advance costs on behalf of Client over the amount of $1,000 unless otherwise agreed to in writing by Attorney. Typical expenses advanced for Client, without prior authorization, include messenger fees, witness fees, expedited delivery charges, travel expenses, court reporter fees and transcript fees. Client authorizes Attorney to retain experts or consultants to perform services for Client in relation to litigation or Specialized Services.

IV. MONTHLY INVOICES. Attorney shall send Client a statement for fees and costs incurred every calendar month (the "Statement"). Statements shall set forth the amount, rate and description of services provided. Client shall pay Attorney's Statements within thirty (30) calendar days after receipt. An interest charge of one percent (1%) per month shall be assessed on balances that are more than thirty (30) calendar days past due, not to exceed 10% per annum.

V. COMMUNICATIONS BETWEEN ATTORNEY AND CLIENT. The Parties recognize that all legal advice provided by Attorney is protected by the Attorney-Client and Work Product Privileges. In addition to regular telephone, mail and other common business communication methods, Client hereby authorizes Attorney to use facsimile transmissions, cellular telephone calls and text, unencrypted email, and other electronic transmissions in communicating with

Client. Unless otherwise instructed by Client, any such communications may include confidential information.

VI. POTENTIAL AND ACTUAL CONFLICTS OF INTEREST. If Attorney becomes aware of any potential or actual conflict of interest between Client and one or more other clients represented by Attorney, Attorney will comply with applicable laws and rules of professional conduct.

VII. INDEPENDENT CONTRACTOR. Attorney is an independent contractor and not an employee of Client.

VIII. TERMINATION.

a. Termination by Client. Client may discharge Attorney at any time, with or without cause, by written notice to Attorney.

b. Termination by Mutual Consent or by Attorney. Attorney may terminate its services at any time with Client's consent or for good cause. Good cause exists if (a) Client fails to pay Attorney's Statement within sixty (60) calendar days of its date, (b) Client fails to comply with other terms of this Agreement, including Client's duty to cooperate with Attorney in protecting Client's interests, (c) Client has failed to disclose material facts to Attorney or (d) any other circumstance exists that requires termination of this engagement under the ethical rules applicable to Attorney. Additionally, to the extent allowed by law, Attorney may decline to provide services on new matters or may terminate the Agreement without cause upon written notice to Client if Attorney is not then providing any legal services to Client.

c. Following Termination. Upon termination by either Party: (i) Client shall promptly pay all unpaid fees and costs for services provided or costs incurred pursuant to this Agreement up to the date of termination; (ii) unless otherwise required by law or agreed to by the Parties, Attorney will provide no legal services following notice of termination; (iii) Client will cooperate with Attorney in facilitating the orderly transfer of any outstanding matters to new counsel, including promptly signing a substitution of counsel form at Attorney's request; and (iv) Client shall, upon request, be provided the Client's file maintained for the Client by Attorney and shall sign acknowledgment of receipt upon delivery of that file. For all Statements received by Client from Attorney prior to the date of termination, Client's failure to notify Attorney in writing of any disagreement with either the services performed or the charges for those services as shown in the Statement within thirty (30) calendar days of the date of termination shall be deemed Client's acceptance of and agreement with the Statement. For any billing appearing for the first time on a Statement received by Client from Attorney after the date of termination, failure to notify Attorney in writing of any disagreement with either the services performed or the charges for those services within thirty (30) calendar days from receipt of the Statement shall be deemed to signify Client's acceptance of and agreement with the Statement.

IX. MAINTENANCE OF INSURANCE. Attorney agrees that, during the term of this Agreement, Attorney shall maintain liability and errors and omissions insurance.

X. CONSULTANT SERVICES. Attorney works with professional consultants that provide services, including but not limited to investigations, public relations, educational consulting, leadership mentoring and development, financial, budgeting, management auditing, board/superintendent relations, administrator evaluation and best practices, and intergovernmental relations. Attorney does not share its legal fees with such consultants. Attorney may offer these services to Client upon request.

XI. DISPUTE RESOLUTION.

a. Mediation. Except as otherwise set forth in this section, Client and Attorney agree to make a good faith effort to settle any dispute or claim that arises under this Agreement through discussions and negotiations and in compliance with applicable law. In the event of a claim or dispute, either Party may request, in writing to the other Party, to refer the dispute to mediation. This request shall be made within thirty (30) calendar days of the action giving rise to the dispute. Upon receipt of a request for mediation, both Parties shall make a good faith effort to select a mediator and complete the mediation process within sixty (60) calendar days. The mediator's fee shall be shared equally between Client and Attorney. Each Party shall bear its own attorney fees and costs. Whenever possible, any mediator selected shall have expertise in the area of the dispute and any selected mediator must be knowledgeable regarding the mediation process. No person shall serve as mediator in any dispute in which that person has any financial or personal interest in the outcome of the mediation. The mediator's recommendation for settlement, if any, is non-binding on the Parties. Mediation pursuant to this provision shall be private and confidential. Only the Parties and their representatives may attend any mediation session. Other persons may attend only with the written permission of both Parties. All persons who attend any mediation session shall be bound by the confidentiality requirements of California Evidence Code section 1115, et seq., and shall sign an agreement to that effect. Completion of mediation shall be a condition precedent to arbitration, unless the other Party refuses to cooperate in the setting of mediation.

b. Dispute Regarding Fees. Any dispute as to attorney fees and/or costs charged under this Agreement shall to the extent required by law be resolved under the California Mandatory Fee Arbitration Act (Bus. & Prof. Code §§ 6200, et seq.).

c. Binding Arbitration. Except as otherwise set forth in section (b) above, Client and Attorney agree to submit all disputes to final and binding arbitration, either following mediation which fails to resolve all disputes or in lieu of mediation as may be agreed by the Parties in writing. Either Party may make a written request to the other for arbitration. If made in lieu of mediation, the request must be made within sixty (60) calendar days of the action giving rise to the dispute. If the request for arbitration is made following an unsuccessful attempt to mediate the Parties' disputes, the request must be made within ten (10) calendar days of termination of the mediation. The Parties shall

make a good faith attempt to select an arbitrator and complete the arbitration within ninety (90) calendar days. If there is no agreement on an arbitrator, the Parties shall use the Judicial Arbitration and Mediation Service (JAMS). The arbitrator's qualifications must meet the criteria set forth above for a mediator, except, in addition, the arbitrator shall be an attorney unless otherwise agreed by the Parties. The arbitrator's fee shall be shared equally by both Parties. Each Party shall bear its own attorney fees and other costs. The arbitrator shall render a written decision and provide it to both Parties. The arbitrator may award any remedy or relief otherwise available in court and the decision shall set forth the reasons for the award. The arbitrator shall not have any authority to amend or modify this agreement. Any arbitration conducted pursuant to this paragraph shall be governed by California Code of Civil Procedure sections 1281, et seq. By signing this Agreement, Client acknowledges that this agreement to arbitrate results in a waiver of Client's right to a court or jury trial for any fee dispute or malpractice claim. This also means that Client is giving up Client's right to discovery and appeal. If Client later refuses to submit to arbitration after agreeing to do so, Client maybe ordered to arbitrate pursuant to the provisions of California law. Client acknowledges that before signing this Agreement and agreeing to binding arbitration, Client is entitled, and has been given a reasonable opportunity, to seek the advice of independent counsel.

d. Effect of Termination. The terms of this section shall survive the termination of the Agreement.

XII. ENTIRE AGREEMENT. This Agreement with its exhibit supersedes any and all other prior or contemporaneous oral or written agreements between the Parties. Each Party acknowledges that no representations, inducements, promises or agreements have been made by any person which are not incorporated herein, and that any other agreements shall be void. Furthermore, any modification of this Agreement shall only be effective if in writing signed by all Parties hereto.

XIII. SEVERABILITY. Should any provision of this Agreement be held by a court of competent jurisdiction to be invalid, void or unenforceable, but the remainder of the Agreement can be enforced without failure of material consideration to any Party, then this Agreement shall not be affected and it shall remain in full force and effect, unless amended or modified by mutual consent of the Parties; provided, however, that if the invalidity or unenforceability of any provision of this Agreement results in a material failure of consideration, then, to the extent allowed by law, the Party adversely affected thereby shall have the right in its sole discretion to terminate this Agreement upon providing written notice of such termination to the other Party.

XIV. NON-WAIVER. None of the provisions of this Agreement shall be considered waived by either Party unless such waiver is specified in writing.

XV. NO THIRD PARTY RIGHTS. This Agreement shall not create any rights in, or inure to the benefit of, any third party.

XVI. ASSIGNMENT. The terms of this Agreement may not be assigned to any third party. Neither Party may assign any right of recovery under or related to the Agreement to any third party.

SO AGREED:

SOUTH MONTEREY COUNTY HIGH SCHOOL DISTRICT		LOZANO SMITH, LLP	
		Karen M Rezendes	June 13, 2017
Dr. Daniel R. Moirao Superintendent	Date	Karen M. Rezendes Managing Partner	Date

Lozano Smith
ATTORNEYS AT LAW

PROFESSIONAL RATE SCHEDULE
FOR SOUTH MONTEREY COUNTY HIGH SCHOOL DISTRICT
(Effective July 1, 2017)

1. HOURLY PROFESSIONAL RATES

Client agrees to pay Attorney by the following standard hourly rate*:

Partner / Senior Counsel / Of Counsel	$ 260 - $ 295 per hour
Associate	$ 200 - $ 260 per hour
Paralegal / Law Clerk	$ 135 - $ 150 per hour
Consultant	$ 135 - $ 195 per hour

* Rates for individual attorneys within each category above vary based upon years of experience. Specific rates for each attorney are available upon request.

2. BILLING PRACTICE

Lozano Smith will provide a monthly, itemized Statement for services rendered. Time billed is broken into 1/10 (.10) hour increments, allowing for maximum efficiency in the use of attorney time. Invoices will clearly indicate the department or individuals for whom services were rendered.

Written responses to audit letter inquiries will be charged to Client on an hourly basis, with the minimum charge for such responses equaling .5 hours. Travel time shall be prorated if the assigned attorney travels for two or more clients on the same trip.

3. COSTS AND EXPENSES

In-office copying/electronic communication printing	$ 0.25 per page
Facsimile	$ 0.25 per page
Postage	Actual Usage
Mileage	IRS Standard Rate

Other costs, such as messenger, meals, and lodging shall be charged on an actual and necessary basis.

SOUTH MONTEREY COUNTY JOINT UNION HIGH SCHOOL DISTRICT

SUBJECT: Approval of Agreement for Professional Services with Dannis, Woliver, and Kelly

MEETING: June 26, 2017

AGENDA SECTION:

☐ **ACTION**

☐ **INFORMATION**

X ACTION/CONSENT

GOVERNING BOARD

Board Goals:

_____ Improve, Monitor and Sustain Student Achievement
_____ Improve School Climate in Support of Teaching, Learning and Student Safety
_____ Develop/Sustain Fiscal Solvency
_____ Ensure that Facilities are Safe for Staff and Students
X Ensure Compliance with Education/Other Codes/Updating Board Policies and Administrative Regulations

Summary:
School districts often enter agreements with multiple legal firms for a variety of purposes. This district has worked with Dannis, Wolver and Kelly previously and would like to have the option remain open to continue working with that firm as needed.

Recommendation:
It is recommended that the Board of Education approve the Agreement with Dannis, Woliver, and Kelly for legal services as needed.

Fiscal Impact:
Dependent on the amount of need the district has for this firms use. There is an amount budgeted for legal cost in the district budget.

Submitted By:

Daniel R. Moirao Ed.D.
Superintendent

Approved:

Daniel R. Moirao, Ed.D.
Superintendent

DANNIS WOLIVER KELLEY
Attorneys at Law

SANDRA WOLIVER
Attorney at Law
swoliver@DWKesq.com

San Francisco

SAN FRANCISCO
275 Battery Street
Suite 1150
San Francisco, CA 94111
TEL 415.543.4111
FAX 415.543.4384

LONG BEACH
115 Pine Avenue
Suite 500
Long Beach, CA 90802
TEL 562.366.8500
FAX 562.366.8505

SAN DIEGO
750 B Street
Suite 2310
San Diego, CA 92101
TEL 619.595.0202
FAX 619.702.6202

NOVATO
1682 Novato Boulevard
Suite 251
Novato, CA 94947
TEL 415.543.4111
FAX 415.543.4384

CHICO
2485 Notre Dame Boulevard
Suite 370-A
Chico, CA 95928
TEL 530.343.3334
FAX 530.924.4784

SACRAMENTO
555 Capitol Mall
Suite 645
Sacramento, CA 95814
TEL 916.978.4040
FAX 916.978.4039

SAN LUIS OBISPO
1065 Higuera Street
Suite 301
San Luis Obispo, CA 93401
TEL 805.980.7900
FAX 916.978.4039

June 6, 2017

Daniel Moirao, Ed.D.
Superintendent
South Monterey County Joint Union High School District
800 Broadway Street
King City, CA 93930

Re: 2017-18 Agreement for Professional Services

Dear ~~Dr. Moirao~~: Dan

Thank you for the opportunity to provide legal advice and counsel services to the South Monterey County Joint Union High School District. As a law firm that represents exclusively school and community college districts, we understand the vital role our services play in the important work you do.

We look forward to serving the District in the coming school year. Please sign both originals of the agreement and return one signed original to our office in the envelope provided. Please insert the date of Board approval in the executed document.

Best regards,

DANNIS WOLIVER KELLEY

Sandra Woliver

SW:jk
Enclosures

AGREEMENT FOR PROFESSIONAL SERVICES

This Agreement is made and entered into on May 22, 2017, by and between the South Monterey County Joint Union High School District, hereinafter referred to as District, and Dannis Woliver Kelley, a professional corporation, hereinafter referred to as Attorney.

In consideration of the promises and the mutual agreements hereinafter contained, District and Attorney agree as follows:

SCOPE OF SERVICES. District appoints Attorney to represent, advise, and counsel it from July 1, 2017, through and including June 30, 2018, and continuing thereafter as approved. Any services performed during the period between the above commencement date and the date of Board action approving this Agreement are hereby ratified by said Board approval. Attorney agrees to prepare periodic reviews of relevant court decisions, legislation, and other legal issues. Attorney agrees to keep current and in force at all times a policy covering incidents of legal malpractice.

CLIENT DUTIES. District shall be truthful with Attorney, cooperate with Attorney, keep Attorney informed of developments, perform the obligations it has agreed to perform under this Agreement and pay Attorney bills in a timely manner.

FEES AND BILLING PRACTICES. Except as hereinafter provided, District agrees to pay Attorney two hundred twenty-five dollars ($225) to three hundred ten dollars ($310) per hour for shareholders, special counsel and of counsel; one hundred eighty-five dollars ($185) to two hundred twenty-five dollars ($225) per hour for associates; and one hundred twenty dollars ($120) to one hundred forty dollars ($140) per hour for paralegals and law clerks. The rate for Gregory J. Dannis will be three hundred fifty dollars ($350) per hour. Rates for individual attorneys may vary within the above ranges depending on the level of experience and qualifications and the nature of the legal services provided. Substantive communications advice (telephone, voice-mail, e-mail) is billed in a minimum increment of one-tenth (.1) of an hour, except for the first such advice in any business day, which is charged in a minimum of three-tenths (.3) of an hour. In the course of travel it may be necessary for Attorney to work for and bill other clients while in transit. If, during the course of representation of District, an insurance or other entity assumes responsibility for payment of all or partial fees of Attorney on a particular case or matter, District shall remain responsible for the difference between fees paid by the other entity and Attorney's hourly rates as specified in this Agreement unless otherwise agreed by the parties.

Agreements for legal fees at other than the hourly rate set forth above may be made by mutual agreement for special projects or particular scopes of work.

OTHER CHARGES. District further agrees to reimburse Attorney for actual and necessary expenses and costs with respect to providing the above services, including support services such as copying costs, express postage, and facsimile transmittals. District agrees that such actual and necessary expenses may vary according to special circumstances necessitated by request of District or emergency conditions which occasionally arise.

District further agrees to pay third parties, directly or indirectly through Attorney, for major costs and expenses including, but not limited to, costs of serving pleadings, filing fees and other charges assessed by courts and other public agencies, arbitrators' fees, court reporters' fees, jury fees, witness fees, investigation expenses, consultants' fees, and expert witness fees. Upon mutual consent of District and Attorney, District may either advance or reimburse Attorney for such costs and expenses.

Occasionally Attorney may provide District officials and/or employees with food or meals at Attorney-sponsored trainings or when working with District officials and/or employees. Attorney may provide such food or meals without additional charge in exchange for the consideration provided by the District under this Agreement.

BILLING STATEMENT. Attorney shall send District a statement for fees and costs incurred every calendar month. Attorney's statements shall clearly state the basis thereof, including the amount, rate and basis for calculations or other methods of determination of Attorney's fees. District shall pay Attorney's statements within thirty (30) days after each statement's date. Upon District office's request for additional statement information, Attorney shall provide a bill to District no later than ten (10) days following the request. District is entitled to make subsequent requests for bills at intervals of no less than thirty (30) days following the initial request.

INDEPENDENT CONTRACTOR. It is expressly understood and agreed to by both parties that Attorney, while carrying out and complying with any of the terms and conditions of this Agreement, is an independent contractor and is not an employee of the District.

CONFLICT OF INTEREST. Because Attorney represents many school and community college districts, county offices of education, joint powers authorities, SELPAs and other educational entities, conflicts of interest may arise in the course of Attorney's representation. If Attorney becomes aware of any potential or actual conflicts of interest, Attorney will inform the District of the conflict and comply with the legal and ethical requirements to fulfill its duties of loyalty and confidentiality to District. If District has any question about whether Attorney has a conflict of interest in its representation of District in any matter, it may contact Attorney or other legal counsel for clarification.

TERMINATION OF CONTRACT. District or Attorney may terminate this Agreement by giving thirty (30) days written notice of termination to the other party.

IN WITNESS WHEREOF, the parties hereto have signed this Agreement for Professional Services.

SOUTH MONTEREY COUNTY JOINT UNION HIGH SCHOOL DISTRICT

_____ _____

Daniel Moirao, Ed.D.
Superintendent

Date

DANNIS WOLIVER KELLEY

Sandra Woliver
Attorney at Law

6/7/17
Date

At its public meeting of_____, 2017, the Board approved this Agreement and authorized the Board President, Superintendent or Designee to execute this Agreement.

SOUTH MONTEREY COUNTY JOINT UNION HIGH SCHOOL DISTRICT

SUBJECT: Approval of the Agreement to Furnish Consultant Services, Deborah Bell

MEETING: June 26, 2017

AGENDA SECTION:

☐ **ACTION**

☐ **INFORMATION**

X ACTION/CONSENT

GOVERNING BOARD

Board Goals:

_____ Improve, Monitor and Sustain Student Achievement
_____ Improve School Climate in Support of Teaching, Learning and Student Safety
_____ Develop/Sustain Fiscal Solvency
_____ Ensure that Facilities are Safe for Staff and Students
X Ensure compliance with Education/Other Codes/Updating Board Policies and Administrative Regulations

Summary:
This is an annual contract for Alternative Augmentative Communication assessments and training. Due to the District not having personnel certified to complete the assessments, we contract out for services.

Recommendation:
It is recommended that the Board of Education approve the Agreement to Furnish Consultant Services with Deborah Bell for 2017/18.

Fiscal Impact:
Not to Exceed $6,000, Special Education Funds

Submitted By:

Carla Morris
Special Education Manager

Approved:

Daniel R. Moirao, Ed.D.
Superintendent

SOUTH MONTEREY COUNTY JOINT UNION HIGH SCHOOL DISTRICT
800 BROADWAY
KING CITY, CA 93930

AGREEMENT TO FURNISH CONSULTANT SERVICES

Pursuant to California Education Code 10400, South Monterey County Joint Union High School District, hereinafter called "District," has need of the specialized services Deborah Bell, an independent contractor, hereinafter called "Consultant," for the period specified in Article I. "TERM."

Consultant shall be, for the purposes of this agreement, an independent contractor and shall not be deemed an employee of the District for any purpose.

District may provide such supplies and equipment as shown herein for the convenience of CONSULTANT and such accommodation shall not operate as an indication of employment.

I. TERM:

The effective date of the agreement is July 1, 2017 and terminates June 30, 2018 unless sooner terminate as provided herein.

II. PAYMENT LIMIT

- Consultant shall be compensated at the rate of $150 per hour plus travel expenses calculated at hourly rate.
- Total payment(s) to Consultant, under this contract shall not exceed $6,000.

III. DISTRICT OBLIGATION:

Inconsideration of Consultant's provision of service(s) as described in the Consultants Services Description and subject to the payment limit expressed herein, the District shall pay the Consultant, upon documented evidence of completion of service(s), payment according to the fee schedule listed within thirty (30) days of billing.

IV. CONSULTANT'S OBLIGATION

The consultant shall provide service(s) as described in the Consultant Service Description.

V. CONSULTANT SERVICE DESCRIPTION

The consultant will complete an Augmentative Alternative Communication (AAC) assessments and training in the area of AAC. The assessment will include observation, informal/formal testing, chart review and staff interviews. The Consultant will complete an assessment report to include assessment data recommendations regarding Augmentative Alternative Communication.

VI. CONFIDENTIALITY

In the course of performing consulting services, the parties realize that the Consultant may come in contact with or become familiar with information which may be considered confidential. Consultant agrees to keep all such information confidential and not to discuss or divulge it to anyone other than South Monterey County Joint Union High School District.

VII. ASSIGNMENT

This agreement is for personal services to be performed by Consultant and may not be assigned to, sub-let to or performed by any person or persons who are not parties hereto except by employees of Consultant whose names and qualifications have been approved by District.

VIII. TERMINATION OF AGREEMENT

This agreement shall terminate on the last day as written in Article I except:

a. District may terminate agreement at any time if Consultant does not perform, or refuses to perform according to this Agreement.
b. District and Consultant may terminate agreement at any time with mutual written consent.
c. In the event of early termination, Consultant shall be paid for all work or services performed to the date of termination together with an amount for approved expenses due and owing.

IX. DISTRICT'S RIGHT OF RETENTION

District shall become the owner of and entitled to exclusive possession of all records, documents, files, graphs, photographic or other reproductions of any kind produced in the scope of services performed and no other uses thereof will be permitted except by permission of the District.

X. EXTENSION OF TERM

By mutual consent of the parties hereto the term of service described herein in Article I may be extended by reformation of this Agreement and the attachment hereto of an addendum mutually executed setting forth the extended term.

XI. SIGNATURES

These signatures attest the parties' agreement hereto:

Deborah Bell, SLP

6/9/17
Date

Daniel Moirao, Ed.D., Superintendent
South Monterey County Joint Union High School District

Date

Social Security Number of Consultant *

* *Whenever organizational names are used, the Employer IRS Identification Number must be used instead of a Social Security Number.*

Preferred contact information:

Deborah Bell, SLP
CONSULTANT / TITLE (Please Print)

Mailing Address (number, street name, city, state and zip code: Please Print)

Phone number Cell Phone

Account code: _____

CBO signature _____ Date: _____

Routing:
1. Immediate supervisor
2. CBO, for coding and presentation to Board
3. After Board (State Administrator) approval, CBO for processing

SOUTH MONTEREY COUNTY JOINT UNION HIGH SCHOOL DISTRICT

SUBJECT: Amended Contract with Michelle Steiner Abbott for the 2016-2017 school year

MEETING: June 26, 2017

AGENDA SECTION:

☐ **ACTION**

☐ **INFORMATION**

X ACTION/CONSENT

GOVERNING BOARD

Board Goals:

_____ Improve, Monitor and Sustain Student Achievement
_____ Improve School Climate in Support of Teaching, Learning and Student Safety
_____ Develop/Sustain Fiscal Solvency
_____ Ensure that Facilities are Safe for Staff and Students
X Ensure Compliance with Education/Other Codes/Updating Board Policies and Administrative Regulations

Summary: Due to the increased number of assessments and a Functional Behavior Assessment for a student, we need to increase the total number of hours for the year from 100 to 140.

Recommendation:
It is recommended that the Board of Education approve contract with Michelle Steiner Abbott for the 2016-2017 school year.

Fiscal Impact:
An increase of $5000 for the 2016-2017 school year.

Submitted By:

Carla Morris
Special Education Manager

Approved:

Daniel R. Moirao, Ed.D.
Superintendent

SOUTH MONTEREY COUNTY JOINT UNION HIGH SCHOOL DISTRICT
800 BROADWAY
KING CITY, CA 93930

AGREEMENT TO FURNISH CONSULTANT SERVICES

Pursuant to California Education Code 10400, South Monterey County Joint Union High School District, hereinafter called "District," has need of the specialized services Michelle Steiner Abbott an independent contractor, hereinafter called "Consultant," for the period specified in Article I. "TERM."

Consultant shall be, for the purposes of this agreement, an independent contractor and shall not be deemed an employee of the District for any purpose.

District may provide such supplies and equipment as shown herein for the convenience of CONSULTANT and such accommodation shall not operate as an indication of employment.

I. TERM:

The effective date of the agreement is November 10, 2016 and terminates June 30, 2017 unless sooner terminate as provided herein.

II. PAYMENT LIMIT

- Consultant shall be compensated at the rate of $125 per hour plus travel expenses calculated at hourly rate.
- Total payment(s) to Consultant, under this contract shall not exceed $17,500.

III. DISTRICT OBLIGATION:

Inconsideration of Consultant's provision of service(s) as described in the Consultants Services Description and subject to the payment limit expressed herein, the District shall pay the Consultant, upon documented evidence of completion of service(s), payment according to the fee schedule listed within thirty (30) days of billing.

IV. CONSULTANT'S OBLIGATION

The consultant shall provide service(s) as described in the Consultant Service Description.

V. CONSULTANT SERVICE DESCRIPTION

The consultant will complete Psycho-educational reports, complete psycho-educational assessments and attend IEP meetings to review the reports as needed. The assessment will include observation, informal/formal testing, chart review and staff interviews. The Consultant will complete an assessment reports to include assessment data, and recommendations.

VI. CONFIDENTIALITY

In the course of performing consulting services, the parties realize that the Consultant may come in contact with or become familiar with information which may be considered confidential. Consultant agrees to keep all such information confidential and not to discuss or divulge it to anyone other than South Monterey County Joint Union High School District.

VII. ASSIGNMENT

This agreement is for personal services to be performed by Consultant and may not be assigned to, sub-let to or performed by any person or persons who are not parties hereto except by employees of Consultant whose names and qualifications have been approved by District.

VIII. TERMINATION OF AGREEMENT

This agreement shall terminate on the last day as written in Article I except:

a. District may terminate agreement at any time if Consultant does not perform, or refuses to perform according to this Agreement.

b. District and Consultant may terminate agreement at any time with mutual written consent.

c. In the event of early termination, Consultant shall be paid for all work or services performed to the date of termination together with an amount for approved expenses due and owing.

IX. DISTRICT'S RIGHT OF RETENTION

District shall become the owner of and entitled to exclusive possession of all records, documents, files, graphs, photographic or other reproductions of any kind produced in the scope of services performed and no other uses thereof will be permitted except by permission of the District.

X. EXTENSION OF TERM

By mutual consent of the parties hereto the term of service described herein in Article I may be extended by reformation of this Agreement and the attachment hereto of an addendum mutually executed setting forth the extended term.

XI. SIGNATURES

These signatures attest the parties' agreement hereto:

Michelle Steiner Abbott
School Psychologist

4/18/17
Date

Daniel Moirao, Ed.D., Superintendent
South Monterey County Joint Union High School District

Date

Social Security Number of Consultant *

* *Whenever organizational names are used, the Employer IRS Identification Number must be used instead of a Social Security Number.*

Preferred contact information:

Michelle Steiner Abbott, School Psychologist
CONSULTANT / TITLE (Please Print)

Mailing Address (number, street name, city, state and zip code: Please Print)

Phone number Cell Phone

Account code: _____

CBO signature _____ Date: _____

Routing:

1. Immediate supervisor
2. CBO, for coding and presentation to Board
3. After Board (State Administrator) approval, CBO for processing

SOUTH MONTEREY COUNTY JOINT UNION HIGH SCHOOL DISTRICT

SUBJECT: Approval of the Addendum to the Agreement for Michelle Steiner Abbott for 2016/17.

MEETING: June 26, 2017

AGENDA SECTION:

☐ **ACTION**

☐ **INFORMATION**

X ACTION/CONSENT

GOVERNING BOARD

Board Goals:

_____ Improve, Monitor and Sustain Student Achievement
_____ Improve School Climate in Support of Teaching, Learning and Student Safety
_____ Develop/Sustain Fiscal Solvency
_____ Ensure that Facilities are Safe for Staff and Students
X Ensure compliance with Education/Other Codes/Updating Board Policies and Administrative Regulations

Summary:
This is an addendum to Michelle Steiner Abbott's Agreement to reimburse for travel related expenses to evaluate a Non-Public School for a possible student placement.

Recommendation:
It is recommended that the Board of Education approve the Addendum to Michelle Steiner Abbott's Agreement to Furnish Consultant Services.

Fiscal Impact:
Not to Exceed $2,000, Special Education Funds

Submitted By:

Carla Morris
Special Education Manager

Approved:

Daniel R. Moirao, Ed.D.
Superintendent

SOUTH MONTEREY COUNTY JOINT UNION HIGH SCHOOL DISTRICT

AGREEMENT TO FURNISH CONSULTANT SERVICES

ADDENDUM

This Agreement ("Agreement) is made and entered into by the Governing Board of the SOUTH MONTEREY COUNTY JOINT UNION HIGH SCHOOL DISTRICT ("District" or "Board") and Michelle Steiner Abbott ("Consultant"), collectively known as ("Parties"), effective June 1, 2017 based on the following:

WHEREAS The District has a Student that requires an alternative placement.

WHEREAS The District will be traveling to evaluate Non-Public Agencies.

WHEREAS The Psychologist of Record for the Student is required to participate in the evaluation of the Non-Public Agencies to determine proper placement.

THEREFORE The District will pay the travel expense include lodging, air fair and per diem meal rates pursuant to Board Policy. There shall be no hourly compensation for time traveled.

Other provision of the Agreement shall remain as stated in the original Agreement to Furnish Consultant Services.

Dated:_____

_____

DANIEL R. MOIRAO

Superintendent

This Agreement was approved by the Governing Board in open session at a regularly called meeting held on _____, 2017

Dated: 6/1/17

Michelle Steiner Abbott

MICHELLE STEINER-ABBOTT

Consultant

SOUTH MONTEREY COUNTY JOINT UNION HIGH SCHOOL DISTRICT

SUBJECT: Approval for Contract with Michelle Steiner Abbott for the 2017-2018 school year

MEETING: June 26, 2017

AGENDA SECTION:

☐ **ACTION**

☐ **INFORMATION**

X ACTION/CONSENT

GOVERNING BOARD

Board Goals:

_____ Improve, Monitor and Sustain Student Achievement
_____ Improve School Climate in Support of Teaching, Learning and Student Safety
_____ Develop/Sustain Fiscal Solvency
_____ Ensure that Facilities are Safe for Staff and Students
X Ensure Compliance with Education/Other Codes/Updating Board Policies and Administrative Regulations

Summary: This is a contract for services with Michelle Steiner for the 2017-2018 school year for additional psych. Services to cover the excess caseload.

Recommendation:
It is recommended that the Board of Education approve Contract with Michelle Steiner Abbott for the 2017-2018 school year.

Fiscal Impact:
Not to exceed $18,750.00.

Submitted By:

Carla Morris
Special Education Manager

Approved:

Daniel R. Moirao, Ed.D.
Superintendent

SOUTH MONTEREY COUNTY JOINT UNION HIGH SCHOOL DISTRICT
800 BROADWAY
KING CITY, CA 93930

AGREEMENT TO FURNISH CONSULTANT SERVICES

Pursuant to California Education Code 10400, South Monterey County Joint Union High School District, hereinafter called "District," has need of the specialized services Michelle Steiner Abbott an independent contractor, hereinafter called "Consultant," for the period specified in Article I. "TERM."

Consultant shall be, for the purposes of this agreement, an independent contractor and shall not be deemed an employee of the District for any purpose.

District may provide such supplies and equipment as shown herein for the convenience of CONSULTANT and such accommodation shall not operate as an indication of employment.

I. TERM:

The effective date of the agreement is July 1, 2017 and terminates June 30, 2018 unless sooner terminate as provided herein.

II. PAYMENT LIMIT

- Consultant shall be compensated at the rate of $125 per hour plus travel expenses calculated at hourly rate.
- Total payment(s) to Consultant, under this contract shall not exceed $18,750.

III. DISTRICT OBLIGATION:

Inconsideration of Consultant's provision of service(s) as described in the Consultants Services Description and subject to the payment limit expressed herein, the District shall pay the Consultant, upon documented evidence of completion of service(s), payment according to the fee schedule listed within thirty (30) days of billing.

IV. CONSULTANT'S OBLIGATION

The consultant shall provide service(s) as described in the Consultant Service Description.

V. CONSULTANT SERVICE DESCRIPTION

The consultant will complete Psycho-educational reports, complete psycho-educational assessments and attend IEP meetings to review the reports as needed. The assessment will include observation, informal/formal testing, chart review and staff interviews. The Consultant will complete an assessment reports to include assessment data, and recommendations.

VI. CONFIDENTIALITY

In the course of performing consulting services, the parties realize that the Consultant may come in contact with or become familiar with information which may be considered confidential. Consultant agrees to keep all such information confidential and not to discuss or divulge it to anyone other than South Monterey County Joint Union High School District.

VII. ASSIGNMENT

This agreement is for personal services to be performed by Consultant and may not be assigned to, sub-let to or performed by any person or persons who are not parties hereto except by employees of Consultant whose names and qualifications have been approved by District.

VIII. TERMINATION OF AGREEMENT

This agreement shall terminate on the last day as written in Article I except:

a. District may terminate agreement at any time if Consultant does not perform, or refuses to perform according to this Agreement.

b. District and Consultant may terminate agreement at any time with mutual written consent.

c. In the event of early termination, Consultant shall be paid for all work or services performed to the date of termination together with an amount for approved expenses due and owing.

IX. DISTRICT'S RIGHT OF RETENTION

District shall become the owner of and entitled to exclusive possession of all records, documents, files, graphs, photographic or other reproductions of any kind produced in the scope of services performed and no other uses thereof will be permitted except by permission of the District.

X. EXTENSION OF TERM

By mutual consent of the parties hereto the term of service described herein in Article I may be extended by reformation of this Agreement and the attachment hereto of an addendum mutually executed setting forth the extended term.

XI. SIGNATURES

These signatures attest the parties' agreement hereto:

Michelle Steiner Abbott
School Psychologist

5/31/17
Date

Daniel Moirao, Ed.D., Superintendent
South Monterey County Joint Union High School District

Date

Social Security Number of Consultant *

* ***Whenever organizational names are used, the Employer IRS Identification Number must be used instead of a Social Security Number.***

Preferred contact information:

Michelle Steiner Abbott, School Psychologist
CONSULTANT / TITLE (Please Print)

Mailing Address (number, street name, city, state and zip code: Please Print)

Phone number Cell Phone

Account code: _____

CBO signature _____ Date: _____

Routing:
1. Immediate supervisor
2. CBO, for coding and presentation to Board
3. After Board (State Administrator) approval, CBO for processing

SOUTH MONTEREY COUNTY JOINT UNION HIGH SCHOOL DISTRICT

SUBJECT: Approval of Project 2 Inspire Contract with CABE **MEETING:** June 26, 2017

AGENDA SECTION:

☐ **ACTION**

☐ **INFORMATION**

X ACTION/CONSENT

GOVERNING BOARD

Board Goals:

_____ Improve, Monitor and Sustain Student Achievement
_X_ Improve School Climate in Support of Teaching, Learning and Student Safety
_____ Develop/Sustain Fiscal Solvency
_____ Ensure that Facilities are Safe for Staff and Students
_____ Ensure Compliance with Education/Other Codes/Updating Board Policies and Administrative Regulations

Summary:
Project 2 Inspire, Level 2 parent education program, will provide a 12-week parent training course for each comprehensive site. The Level 2 program is open to all parents. Parents who participate learn about: creating a positive and lasting educational environment at home, creating ongoing dialogue with their students surrounding their academic successes and challenges, use of technology to enhance education, Common Core State Standards, State and Federal Accountability, SPSA, discussing A-G courses, college application process, college expectations and more.
During the 17-18 we will also be offering a Level 3 program. The Level 3 program is the next phase of professional development for parents who completed Level 2 during the 16-17 school year. The emphasis of the Level 3 program is to develop parent leadership capacity and skills such as facilitation, group process, community outreach and strategic planning. The goal is for parents to begin facilitating workshops and forums at their school sites.

Recommendation:
It is recommended that the Board of Education approve 17-18 Project 2 Inspire contract.

Fiscal Impact:
Level 2 and Level 3 programs at each comprehensive site. Total of $47,000. Paid with LCAP funds Goal 5.

Submitted By:

Diana M. Jiménez
Director of Educational Services

Approved:

Daniel R. Moirao, Ed.D.
Superintendent

California Association for Bilingual Education

June 12, 2017

CABE welcomes the opportunity to work with South Monterey County Joint Union High School District to offer our Family, School, Community Engagement program. Our program builds the capacity of schools to meaningfully engage parents in their children's education with the outcome being increased student achievement.

The CABE 2-INSPIRE Program works with parents to increase their knowledge about schooling to ensure that parents have vital information about high quality educational options for their children (especially those traditionally underserved and/or attending Program Improvement schools). The Project 2-INSPIRE curriculum informs parents of their role in their children's education, works with parents so they learn how to work with the information acquired and develops parent leadership skills to ensure their participation and collaboration as part of the school community.

All three levels of the program share the same objective and goal: To increase parental engagement in their child's learning at home, school, and/or community; and thereby increase their child's academic achievement. However, each of the levels differs markedly in their approach, strategies, methods, activities, and outcomes for parents and their children.

Level 1- Awareness *Level* –This level has strong coverage of basic content and skill development delivered through traditional presenter-centered workshop format. The outcome is increased parent knowledge.

Level 2 – *Mastery Level* (comprised of 12 modules and available to schools and districts participating in the research study) - This participant-centered intensive training is provided at the school with on-going follow-up coaching and mentoring. The sessions will help parents, teachers, and administrators in the same school develop the skills needed to work together as an effective Family-School-Community collaboration team. All of these efforts are clearly linked to specific student academic performance standards.

Level 3 – *Expert Level* (comprised of 16 modules and available to schools and districts participating in the research study) Trainer of Trainers, builds upon the knowledge and skills developed in Level 2 training in two ways: more in–depth coverage of the topics and issues covered; and, development of specific leadership skills, e.g., outreach, group process and facilitation skills to work with diverse communities, as well as how to engage diverse communities in a collaborative strategic planning process for providing children with quality teaching and learning at home, school, and community. This level provides parents with optimal on-going coaching and feedback as well as opportunities to "practice" teaching of the program modules to other parents.

All three levels are designed to provide parents with a strong awareness of California's school accountability system, academic content and performance standards, standards-based report cards, assessment, public school choice options, and supplemental service providers, in addition to topics

identified by parents (e.g., home learning activities, early childhood education, beyond high school opportunities, goal setting and financial planning for college).

The parent engagement program will be offered at your facility to up to 25 parents attending each cohort (in Spanish). We encourage you and any teachers from the site to also participate in the program so you have an understanding of what the parents are learning and how you can work together as a team.

In order to facilitate communication and schedule the parent engagement program at your school, we suggest appointing one person to whom we can contact to facilitate conducting the parent outreach and training. This person will have the authority to immediately respond to our requests for meeting space and parent outreach information.

The following is our overall schedule of proposed activities.

1. Approval of Work Proposal and signed District Contract
2. Meeting with school community to outline program, goals and outcomes
3. Orientation meeting for parents and teachers
4. Schedule parent workshops as indicated
5. Conduct meetings according to the approved schedule (weekly, biweekly or monthly workshops for parents)

We will be available to work with your school and help you establish a timeline for the services. Thank you again for this opportunity to work with you on this program to effectively engage parents and raise student achievement at your school.

Respectfully,

Jan Gustafson-Corea

Jan Gustafson
CABE Chief Executive Officer

SCOPE OF WORK PROPOSAL
CABE PROJECT 2-INSPIRE FAMILY, SCHOOL, COMMUNITY ENGAGEMENT PROGRAM

CABE parent specialists will conduct a series of **2** cohorts of (12) 3-hour Mastery Level parent leadership development sessions (in Spanish) using the Project 2-INSPIRE Level 2 Curriculum for a minimum of 25 parents in Fall 2017 and **2** cohorts (16) 3-hour Expert Level parent leadership sessions (in Spanish) in Spring of 2018. These sessions will be scheduled according to a timeline approved by Ms. Diana Jiménez. The CABE parent specialist will work with the contact to ensure that all activities are completed and conducted in the best possible manner. This site person will provide all relevant information so that the program is carried out as designed to ensure positive outcomes for parents, students and the school community.

The following services will be available:

1. Conduct preliminary meetings with principal, teachers and parents
2. Conduct (2) cohort of 12 Level 2's, 3-hour parent engagement sessions per the approved schedule (weekly or biweekly) total $21,000
3. Conduct (2) cohort of 12 Level 3's, 3-hour parent engagement sessions per the approved schedule (weekly or biweekly) total $26,000
4. Site agrees to provide LCD Projector and Screen
5. Site is responsible for graduation announcements, special guest invitations and celebration
6. CABE agrees to provide certificates for graduating participants
7. CABE agrees to provide a Certificate of Liability of up to 1M if requested
8. Provide any make-up sessions for participants who have missed no more than 3 sessions.

Payments will be made in the following manner:

- At contract signing half of total fees will be due **TOTAL $ 47,000**
- The remaining total-upon delivery of all modules of the parent leadership development program
- Checks will be made payable to the California Association for Bilingual Education.

We will schedule the work for this project upon acceptance of this proposal, a signed district contract and will deliver the program based on your approved schedule for your

CABE CEO

Jan Gustafson-Corea

Tax ID #:953151449

Dr. Daniel Moirao
South Monterey County Joint Union High School District
800 Broadway, King City, CA 93930

June 12 2017

Date:_____

SOUTH MONTEREY COUNTY JOINT UNION HIGH SCHOOL DISTRICT

SUBJECT: Approval of the Change Order 1, 2 and 3 for Avila Construction KCHS Mechanical Upgrade

MEETING: June 26, 2017

AGENDA SECTION:

☐ **ACTION**

☐ **INFORMATION**

X ACTION/CONSENT

GOVERNING BOARD

Board Goals:

_____	Improve, Monitor and Sustain Student Achievement
_____	Improve School Climate in Support of Teaching, Learning and Student Safety
_____	Develop/Sustain Fiscal Solvency
X	Ensure that Facilities are Safe for Staff and Students
X	Ensure compliance with Education/Other Codes/Updating Board Policies and Administrative Regulations

Summary:
Due to changes in the scope of work and problems after the start of construction, there were three change orders for the Mechanical Upgrade at KCHS. The total of the change orders is $37,646. Due to the short timeline, and the required completion date, these change orders are coming retroactively to the Board.

Change Order No. 1 – Slope of Roof Curb required and Saturday Crane Lifts $9,217.00

Change Order No. 2 – Mechanical & Rebar RFI 4-12 and 15 $24,034.00
This change was for a number of roofing and mechanical unforeseen and conflicts in the plans. It appears that the as-built plans that the architect used were not correct. As the contractor opened up the roof and walls they found a number of items that were not on the plans. Additionally, this PCO covered small scope gaps in the plans. There are really no large items, they just all added up to one large change order. Rather than having 7 to 8 PCOs, we thought it was better to have one compiled PCO.

Change Order No. 3 – Electrical R & R RFI 2, 3 and 14 $4,395.00
This work was for the added electrical work. The items included the addition to convenience outlets at the units (duplex plugs) so when maintenance is being done, the contractor has a plug for their use. This is actually a code requirement that was missed. There was some existing electrical that needed to remain in the attic space but once the old units were removed the electrical boxes needed to be modified and/or relocated. The breaker size in the panel was too small and needed to be increased.

Recommendation:
It is recommended that the Board of Education approve the Change Orders 1, 2 and 3 for Avila Construction on the Mechanical Upgrades at King City High School.

Fiscal Impact:
Paid from Emergency Repair Funds

Submitted By:

Sherrie S. Castellanos
Chief Business Official

Approved:

Daniel R. Moirao, Ed.D.
Superintendent

AVILA CONSTRUCTION COMPANY

March 6, 2017

South Monterey County Joint Union High School
800 Broadway Street
King City, CA

Attn: Ms. Sherrie Castellanos
Ref: Mechanical Upgrades at King City High School
760 Broadway Street, King City CA
Subj: Roof Curb at Bldg L

Page 1 of 1
Change Order #___
Change Request #1R
Job # 16-78

The following change order is for a pre-sloped roof curb at the building L mechanical unit per the attached quote from Della Mora Plumbing. This also includes additional cost for (2) Saturday Crane lifts.

Supervision - 12 hrs @ $90 per hour, 16 hours @ $135 per hour	$3,240.00
Carpentry 16 hrs @ $90, $175 material	$1,615.00
HVAC - Sloped Roof Curb at Bldg L, Crane Lift on Saturday	$3,576.00
Subtotal	$8,431.00
Insurance	$75.88
General Contractors Overhead and Profit	$595.48
Performance Bond	$114.64
TOTAL CHANGE:	**$9,217.00**

Exclusions: Any work not mentioned above.

Schedule Impact: End date 4/17/17 due to abatement work by owner.

Kindly indicate your acceptance by returning one signed copy of this letter for our files.

Sincerely,
Avila Construction Company

Nicholas W. Avila
Nicholas W. Avila

Owner Approval:_____

Date: _____

12 Thomas Owens Way, Suite 200
Monterey, CA 93940
Ph 831 372-5580 Fax 831 372-5584
License 550380

AVILA CONSTRUCTION COMPANY

May 22, 2017

South Monterey County Joint Union High School
800 Broadway Street
King City, CA

Attn: Ms. Sherrie Castellanos
Ref: Mechanical Upgrades at King City High School
760 Broadway Street, King City CA
Subj: Mechanical and Rebar

Page 1 of 1
Change Order #___
Change Request #2R
Job # 16-78

The following change order is for work as directed in RFI 4-12 & 15.

Supervision - 46 hours @ $90, Truck $137.00, Fuel $100	$4,377.50
Weather Protection x4 at 8 hours each @$90, $115.60 material	$2,995.60
Cleanup 16.5 hours @$90, $127.31	$1,612.31
RFI #7 Rigid Insulation Demolition - 12 hours @ $90	$1,080.00
RFI #15 Demolition - 5 hours @ $90	$450.00
RFI#4 Carpentry 4 hours @$90	$360.00
RFI #7 Rigid Insulation Roof Curb Carpentry - 10 hours @ $90	$900.00
RFI#9 Shaped Nailer Carpentry 8 hours @$90 and $349.33 material	$1,069.33
RFI#10R Gas pipe bracing Carpentry 5 hours @$90 and $30.78 material	$480.78
RFI#15 Carpentry 8hours @$90, $132.47	$852.47
RFI#15 Drywall 6hours @$90, $26.06	$566.06
RFI#11 Painting Curb 4 Hours @ $90, $33.38 material	$393.38
RFI#6 HVAC Return Air, SCO4	$2,680.00
HVAC - Reroute and Reconnect Exhaust duct to Janitors closet in conflict with new HVAC. Per Field Directive from Owners Rep. SCO2	$1,224.00
HVAC - Relocate roof penetrations at Bldg L too close to Mechanical unit. Field Directive from Owners Rep. SCO3	$1,650.00
HVAC - Fabricate and install new disconnect frame for mounting disconnects for existing split systems on roof. SCO5	$915.00
RFI#12 Rebar 4 hours @$90, $17.70 material	$377.70
Subtotal	$21,984.13
Insurance	$197.86
General Contractors Overhead and Profit	$1,552.74
Performance Bond	$299.28
TOTAL	**$24,034.00**

Exclusions: Any work not mentioned above.

Schedule Impact: May 24, 2017

Kindly indicate your acceptance by returning one signed copy of this letter for our files.

Sincerely,
Avila Construction Company

Nicholas W. Avila
Nicholas W. Avila

Owner Approval:_____

Date: _____

12 Thomas Owens Way, Suite 200
Monterey, CA 93940
Ph 831 372-5580 Fax 831 372-5584
License 550380

AVILA CONSTRUCTION COMPANY

May 18, 2017

South Monterey County Joint Union High School
800 Broadway Street
King City, CA

Attn: Ms. Sherrie Castellanos
Ref: Mechanical Upgrades at King City High School
760 Broadway Street, King City CA
Subj: Electrical R&R

Page 1 of 1
Change Order #___
Change Request #3
Job # 16-78

The following change order is for work as directed in RFI 2, 3 and 14 responses related to electrical work.RFI#2 added unistrut work to support electrical that was to remain in middle of old mechanical attic area. RFI#3 adds two total rooftop receptacles. RFI #14 changes the breaker size in the Building. P electrical panel from 100amp to 80 amp. There were also two items added in field by design team to address existing conditions at rooftop.

Supervision - 8 hours @ $90	$720.00
Electrical - RFI 2 Attic R&R	$300.00
Electrical - RFI 3 Rooftop Receptacles	$1,400.00
Electrical - RFI 14 Bldg P Panel	No Cost
Electrical - Microphone and two electrical lines that needed to be rerouted at Cafeteria Bldg L for new mechanical equipment	$1,200.00
Electrical - Existing condition at Bldg P. Repair damaged electrical roof top line.	$400.00
Subtotal	$4,020.00
Insurance	$36.18
General Contractors Overhead and Profit	$283.93
Performance Bond	$54.89
TOTAL	$4,395.00

Exclusions: Any work not mentioned above.

Schedule Impact:

Kindly indicate your acceptance by returning one signed copy of this letter for our files.

Sincerely,
Avila Construction Company

Nicholas W. Avila
Nicholas W. Avila

Owner Approval:_____

Date: _____

12 Thomas Owens Way, Suite 200
Monterey, CA 93940
Ph 831 372-5580 Fax 831 372-5584
License 550380

SOUTH MONTEREY COUNTY JOINT UNION HIGH SCHOOL DISTRICT

SUBJECT: Approval of the Agreement with Property Restoration Services to Repair Portable B Ventana

MEETING: June 26, 2017

AGENDA SECTION:

☐ **ACTION**

☐ **INFORMATION**

X ACTION/CONSENT

GOVERNING BOARD

Board Goals:

_____ Improve, Monitor and Sustain Student Achievement
_____ Improve School Climate in Support of Teaching, Learning and Student Safety
_____ Develop/Sustain Fiscal Solvency
_X_ Ensure that Facilities are Safe for Staff and Students
_X_ Ensure compliance with Education/Other Codes/Updating Board Policies and Administrative Regulations

Summary:
After remediating the mold in Portable B of the Ventana Campus, it requires repairs to make the classroom usable. The walls, ceilings and floor were removed as part of the remediation process.

Attached is the proposal from Property Restoration Services.

Recommendation:
It is recommended that the Board of Education approve the Agreement with Property Restoration Services for Portable B, Ventana Campus.

Fiscal Impact:
$33,000, General Fund – Not Budgeted Previously will reduce ending balance.

Submitted By:

Sherrie S. Castellanos
Chief Business Official

Approved:

Daniel R. Moirao, Ed.D.
Superintendent

AGREEMENT BETWEEN OWNER AND CONTRACTOR

This Agreement effective June 1, 2017 by and between
South Monterey County Joint Union High School District, Monterey County, California, hereinafter called the "Owner" and DMC Property Restoration. hereinafter called the "Contractor."

WITNESSETH: That the Contractor and the Owner for the consideration hereinafter named agree as follows:

ARTICLE I. SCOPE OF WORK. The Contractor agrees to furnish all labor, equipment and materials, including tools, implements, and appliances required, and to perform all the work in a good and workmanlike manner, free from any and all liens and claims from mechanics, material suppliers, subcontractors, artisans, machinists, teamsters, freight carriers, and laborers required for:

South Monterey County Joint Union High School District Ventana Portable B

email scope provided by DMC Property Restoration – Exhibit B.

and other contract documents relating thereto.

ARTICLE II. CONTRACT DOCUMENTS. The Contractor and the Owner agree that all of the documents listed in Article 1.1.1 of the General Conditions form the Contract Documents which form the Contract.

ARTICLE III. TIME TO COMPLETE AND LIQUIDATED DAMAGES. Time is of the essence in this contract, and the time of completion for this Project shall be Forty-Five Days (45) Days from the date established in the Owner's Notice to Proceed. Failure to complete the Project within the time and in the manner provided for by the Contract Documents shall subject the Contractor to liquidated damages. The actual occurrence of damages and the actual amount of the damages which the Owner would suffer if the Project were not completed within the specified times set forth are dependent upon many circumstances and conditions which could prevail in various combinations and, from the nature of the case, it is impracticable and extremely difficult to fix the actual damages. Damages which the Owner would suffer in the event of delay include, but are not limited to, loss of the use of the Project, disruption of activities, costs of administration, supervision and the loss suffered by the public.

Accordingly, the parties agree that the amount herein set forth shall be the amount of damages which the Owner shall directly incur upon failure of the Contractor to complete

the Project within the time specified: $250.00, for each calendar day by which completion of the Project is delayed beyond the completion date.

If the Contractor becomes liable under this section, the Owner, in addition to all other remedies provided by law, shall have the right to withhold any and all retained percentages of payments and/or progress payments, and to collect the interest thereon, which would otherwise be or become due the Contractor until the liability of the Contractor under this section has been finally determined. If the retained percentages and withheld progress payments appear insufficient to discharge all liabilities of the Contractor incurred under this Article, the Contractor and its sureties shall continue to remain liable to the Owner for such liabilities until all such liabilities are satisfied in full.

If the Owner accepts any work or makes any payment under this Agreement after a default by reason of delays, the payment or payments shall in no respect constitute a waiver or modification of any Agreement provisions regarding time of completion and liquidated damages.

ARTICLE IV. PAYMENT. The Owner agrees to pay the Contractor in current funds for the performance of the Contract Thirty-Three Thousand and No Cents ($33,000.00) and to make payments on account thereof as provided in the General Conditions.

ARTICLE V. CHANGES. Changes in this Agreement or in the Work to be done under this Agreement shall be made as provided in the General Conditions.

ARTICLE VI. TERMINATION. The Owner or Contractor may terminate the Contract as provided in the General Conditions.

ARTICLE VII. PREVAILING WAGES. Pursuant to the provisions of Section 1770 et seq. of the Labor Code of the State of California, which are hereby incorporated by reference and made a part hereof, the Director of Industrial Relations has determined the general prevailing rate of per diem wages and the general prevailing rate for holiday and overtime work in the locality in which the work is to be performed, for each craft, classification or type of worker needed to execute this Contract. Per diem wages shall be deemed to include employer payments for health and welfare, pension, vacation, apprenticeship or other training programs, and similar purposes. Copies of the rates are on file at the Owner's principal office. The rate of prevailing wage for any craft, classification or type of workmanship to be employed on this Project is the rate established by the applicable collective bargaining agreement which rate so provided is hereby adopted by reference and shall be effective for the life of this Agreement or until the Director of the Department of Industrial Relations determines that another rate be adopted. It shall be mandatory upon the Contractor and on any subcontractor to pay not less than the said specified rates to all workers employed in the execution of this Agreement.

The Contractor and any subcontractor under the Contractor as a penalty to the Owner shall forfeit not more than Fifty Dollars ($50.00) for each calendar day or portion thereof

for each worker paid less than the stipulated prevailing rates for such work or craft in which such worker is employed. The difference between such stipulated prevailing wage rates and the amount paid to each worker for each calendar day or portion thereof for which each worker was paid less than the stipulated prevailing wage rate shall be paid to each worker by the Contractor.

The Contractor and each Subcontractor shall keep or cause to be kept an accurate record for work on this Project showing the names, addresses, social security numbers, work classification, straight time and overtime hours worked and occupations of all laborers, workers and mechanics employed by them in connection with the performance of this Contract or any subcontract thereunder, and showing also the actual per diem wage paid to each of such workers, which records shall be open at all reasonable hours to inspection by the Owner, its officers and agents and to the representatives of the Division of Labor Law Enforcement of the State Department of Industrial Relations.

ARTICLE VIII. WORKING HOURS. In accordance with the provisions of Sections 1810 to 1815, inclusive, of the Labor Code of the State of California, which are hereby incorporated and made a part hereof, the time of service of any worker employed by the Contractor or a Subcontractor doing or contracting to do any part of the Work contemplated by this Agreement is limited and restricted to eight hours during any one calendar day and forty hours during any one calendar week, provided, that work may be performed by such employee in excess of said eight hours per day or forty hours per week provided that compensation for all hours worked in excess of eight hours per day, and forty hours per week, is paid at a rate not less than one and one-half (1½) times the basic rate of pay. The Contractor and every Subcontractor shall keep an accurate record showing the name of and the actual hours worked each calendar day and each calendar week by each worker employed by them in connection with the Work. The records shall be kept open at all reasonable hours to inspection by representatives of the Owner and the Division of Labor Law Enforcement. The Contractor shall as a penalty to the Owner forfeit Twenty-five Dollars ($25.00) for each worker employed in the execution of this Agreement by the Contractor or by any subcontractor for each calendar day during which such worker is required or permitted to work more than eight hours in any one calendar day, and forty hours in any one calendar week, except as herein provided.

ARTICLE IX. APPRENTICES. The Contractor agrees to comply with Chapter 1, Part 7, Division 2, Sections 1777.5 and 1777.6 of the California Labor Code, which are hereby incorporated and made a part hereof. These sections require that contractors and subcontractors employ apprentices in apprenticeable occupations in a ratio of not less than one hour of apprentice's work for each five hours of work performed by a journeyman (unless an exemption is granted in accordance with Section 1777.5) and that contractors and subcontractors shall not discriminate among otherwise qualified employees as indentured apprentices on any public works solely on the ground of sex, race, religious creed, national origin, ancestry or color. Only apprentices as defined in Labor Code Section 3077, who are in training under apprenticeship standards and who

have signed written apprentice agreements, will be employed on public works in apprenticeable occupations. The responsibility for compliance with these provisions is fixed with the Contractor for all apprenticeable occupations.

ARTICLE X. INDEMNIFICATION AND INSURANCE. The Contractor will defend, indemnify and hold harmless the Owner, its governing board, officers, agents, trustees, and employees against and from any and all liability for damages on account of injury to or death of persons or damage to property or delay or damage to another contractor resulting from or arising out of or in any way connected with the performance by the Contractor of this Agreement and reimburse the Owner for all costs, attorney's fees, expenses and loss incurred by it in consequence of any claims, demands, and causes of action which may be brought against it arising out of the performance by the Contractor of this Agreement. This indemnification shall be in addition to the other indemnification provisions contained in the Contract Documents.

By this statement the Contractor represents that it has secured the payment of Workers' Compensation in compliance with the provisions of the Labor Code of the State of California and during the performance of the work contemplated herein will continue so to comply with said provisions of said Code. The Contractor shall supply the Owner with certificates of insurance evidencing that Workers' Compensation Insurance is in effect and providing that the Owner will receive thirty (30) days' notice of cancellation.

Contractor shall provide the insurance set forth in the General Conditions. The amount of general liability insurance shall be $1,000,000 per occurrence for bodily injury, personal injury and property damage and the amount of automobile liability insurance shall be $1,000,000 per accident for bodily injury and property damage combined single limit.

ARTICLE XI. ENTIRE AGREEMENT. The Contract constitutes the entire agreement between the parties relating to the Project, and supersedes any prior or contemporaneous agreement between the parties, oral or written, including the Owner's award of the Project to Contractor, unless such agreement is expressly incorporated herein. The Owner makes no representations or warranties, express or implied, not specified in the Contract. The Contract is intended as the complete and exclusive statement of the parties' agreement pursuant to Code of Civil Procedure section 1856.

ARTICLE XII. EXECUTION OF OTHER DOCUMENTS. The parties to this Agreement shall cooperate fully in the execution of any and all other documents and in the completion of any additional actions that may be necessary or appropriate to give full force and effect to the terms and intent of the Contract.

ARTICLE XIII. EXECUTION IN COUNTERPARTS. This Agreement may be executed in counterparts such that the signatures may appear on separate signature pages. A copy, or an original, with all signatures appended together, shall be deemed a fully executed Agreement.

ARTICLE XIV. BINDING EFFECT. Contractor, by execution of this Agreement, acknowledges that Contractor has read this Agreement and the other Contract Documents, understands them, and agrees to be bound by their terms and conditions. The Contract shall inure to the benefit of and shall be binding upon the Contractor and the Owner and their respective successors and assigns.

ARTICLE XV. SEVERABILITY. If any provision of the Contract shall be held invalid or unenforceable by a court of competent jurisdiction, such holding shall not invalidate or render unenforceable any other provision hereof. The Contract shall be governed by the laws of the State of California and venue shall be in the appropriate Superior Court in Monterey County, California.

ARTICLE XVI. AMENDMENTS. The terms of the Contract shall not be waived, altered, modified, supplemented or amended in any manner whatsoever except by written agreement signed by the parties and approved or ratified by the Governing Board.

ARTICLE XVII. ASSIGNMENT OF CONTRACT. The Contractor shall not assign or transfer by operation of law or otherwise any or all of its rights, burdens, duties or obligations without the prior written consent of the surety on the payment bond, the surety on the performance bond and the Owner.

ARTICLE XVIII. WRITTEN NOTICE. Written notice shall be deemed to have been duly served if delivered in person to the individual or member of the firm or to an officer of the corporation for whom it was intended, or if delivered at or sent by registered or certified or overnight mail to the last business address known to the person who gives the notice.

DMC PROPERTY RESTORATION

SOUTH MONTEREY COUNTY JOINT UNION HIGH SCHOOL DISTRICT

SIGNED BY (Contractor)

Daniel R. Moirao, Ed.D.
Superintendent (Title)

CONTRACTOR'S LICENSE NO.

LICENSE EXPIRATION DATE

NOTE: Contractor must give the full business address of the Contractor and sign with Contractor's usual signature. Partnerships must furnish the full name of all partners and the Agreement must be signed in the partnership name by a general partner with authority to bind the partnership in such matters, followed by the signature and designation of the person signing. The name of the person signing shall also be typed or printed below the signature. Corporations must sign with the legal name of the corporation, followed by the name of the state of incorporation and by the signature and designation of the chairman of the board, president or any vice president, and then followed by a second signature by the secretary, assistant secretary, the chief financial officer or assistant treasurer. All persons signing must be authorized to bind the corporation in the matter. The name of each person signing shall also be typed or printed below the signature. Satisfactory evidence of the authority of the officer signing on behalf of a corporation shall be furnished.

Restoring life when disaster strikes

A Division of DMC Construction, Inc.
Contractor License No. 822810

☐ 24 Hour Emergency Response
☐ Water, Fire & Wind Restoration
☐ Mold Remediation
☐ Institute of Inspection, Cleaning and Restoration Certified (IICRC)

5.25.17

Re: Greenfield High School Classroom 131 Modification
c/o Sherrie Castellanos
225 S. El Camino Real
Greenfield, CA 93927

Dear: Sherrie

Property Restoration Services is pleased to provide our proposal for the classroom modifications to:

Unit 131 Modifications – See attachment "A" for scope

Total: $33,000.00

General Estimate Notes:
1. No hidden damages of any kind are covered by this estimate.
2. No code improvements or modifications are included unless otherwise stated.
3. Hazardous materials testing is not covered by this estimate unless noted or as an "Open Item".
4. Changes and/or modifications required by engineer or architect are not included unless specifically noted in estimate.
5. No allowance for additional work included in this estimate unless specifically noted, change orders are required for additional work.
6. Matching existing colors, textures and finishes is often impossible. If unsatisfactory results are achieved entire areas may require refinishing to achieve desired results. This will incur additional costs if deemed necessary.
7. No permit fee's are included in this estimate and will be an additional cost if requested / required.
8. This estimate expires 30 days from submission, after such date the Property Restoration Services has option to accept or revise estimate.
9. This estimate is based on the entire scope of work to be performed by Property Restoration Services and/or its sub-contractors. No allowances will be made for self-performance or work done by others.

Thank you for allowing Property Restoration Services the opportunity to bid this project. Property Restoration Services takes pride in providing our clients and community with quality workmanship.

Sincerely,

Scott Mullins
Construction Manager
2110 Ste A, Del Monte Ave
Monterey, CA 93940
831.375.4777
scottm@prsrestore.com

Name: _____

Sign: _____

Date: _____

Property Restoration Services

2110 #A Del Monte Ave
Monterey, CA 93940
831-375-4777 Office
831-717-4315 Fax

GHS-UNIT131
Main Level

Main Level

ITEM	QUAN/UNIT	ALLOWED	COMPLETED
1. Haul debris - per pickup truck load - including dump fees	1.00 EA	21.69	[ ]
Total: Main Level		**21.69**	

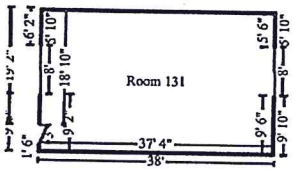

Room 131 — **Height: 8'**

965.33 SF Walls	858.67 SF Ceiling
1,824.00 SF Walls & Ceiling	858.67 SF Floor
120.67 LF Ceil. Perimeter	120.67 LF Floor Perimeter

ITEM	QUAN/UNIT	ALLOWED	COMPLETED
2. Batt insulation - 4" - R13 - paper faced	965.33 SF	50.49	[ ]
4. 5/8" drywall - hung, taped, heavy texture, ready for paint	965.33 SF	263.77	[ ]
23. Wallcovering - fabric	965.33 SF	317.37	[ ]
27. R&R Acoustic ceiling tile	858.67 SF	361.38	[ ]
9. Cove base molding - rubber or vinyl, 4" high	120.67 LF	15.63	[ ]
25. Window jamb per LF - interior - paint grade - 4 9/16"	48.00 LF	15.36	[ ]
17. Window trim set (casing & stop)	48.00 LF	20.34	[ ]
18. Vinyl tile	858.67 SF	191.39	[ ]
19. Seal & paint trim - two coats	48.00 LF	10.11	[ ]
12. Paint the walls - two coats	965.33 SF	114.41	[ ]
20. Paint casing - two coats	24.00 LF	5.06	[ ]
32. Containment Barrier/Airlock/Decon. Chamber Containments for dust and debris control.	965.33 SF	142.57	[ ]
34. Containment Barrier - tension post - per day.	40.00 DA	0.00	[ ]
30. Final cleaning - construction - Commercial	858.67 SF	47.31	[ ]
Totals: Room 131		**1,555.18**	
Totals: Main Level		**1,576.87**	
Line Item Totals: GHS-UNIT131		**1,576.87**	

Property Restoration Services

2110 #A Del Monte Ave
Monterey, CA 93940
831-375-4777 Office
831-717-4315 Fax

Labor Unit Breakdown

Labor Code	Description	Labor Units
CARP-FNC	Carpenter - Finish, Trim/Cabinet	35.70
CLN	Cleaning Technician	47.31
CLN-R	Cleaning Remediation Technician	142.57
DMO	Demolition Laborer	145.33
DRY	Drywall Installer/Finisher	501.50
FLR	Flooring Installer	207.02
INS	Insulation Installer	50.49
PNT	Painter	129.58
WPR	Wallpaper Hanger	317.37
Total Labor Units		**1,576.87**

Grand Total Areas:

965.33	SF Walls	858.67	SF Ceiling	1,824.00	SF Walls and Ceiling
858.67	SF Floor	95.41	SY Flooring	120.67	LF Floor Perimeter
0.00	SF Long Wall	0.00	SF Short Wall	120.67	LF Ceil. Perimeter
858.67	Floor Area	899.33	Total Area	965.33	Interior Wall Area
1,110.00	Exterior Wall Area	123.33	Exterior Perimeter of Walls		
0.00	Surface Area	0.00	Number of Squares	0.00	Total Perimeter Length
0.00	Total Ridge Length	0.00	Total Hip Length		

Main Level

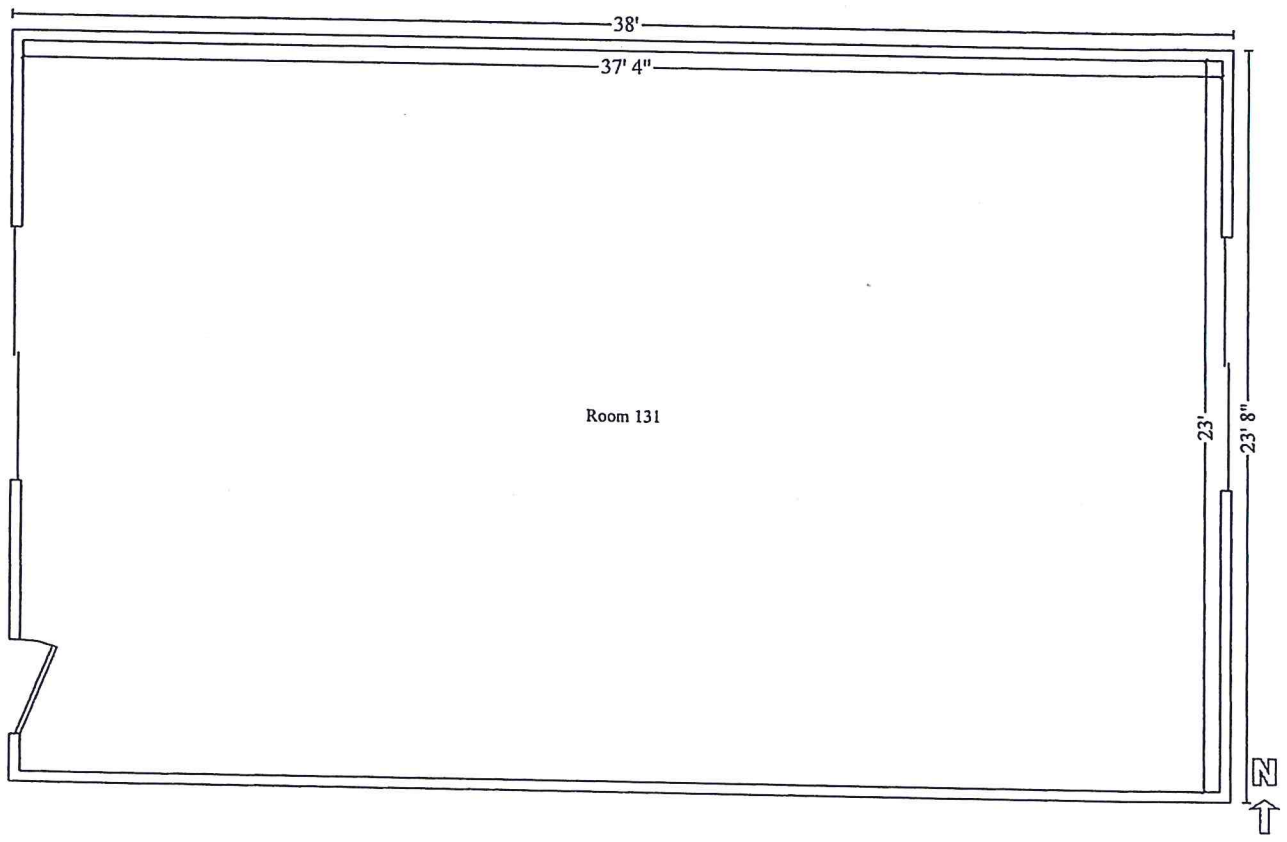

Main Level

SOUTH MONTEREY COUNTY JOINT UNION HIGH SCHOOL DISTRICT

SUBJECT: Approval of the Agreement with Property Restoration Services to Repair Accordion Walls at KCHS

MEETING: June 26, 2017

AGENDA SECTION:

☐ **ACTION**

☐ **INFORMATION**

X ACTION/CONSENT

GOVERNING BOARD

Board Goals:

____	Improve, Monitor and Sustain Student Achievement
____	Improve School Climate in Support of Teaching, Learning and Student Safety
____	Develop/Sustain Fiscal Solvency
X	Ensure that Facilities are Safe for Staff and Students
X	Ensure compliance with Education/Other Codes/Updating Board Policies and Administrative Regulations

Summary:
Several classrooms at KCHS have accordion walls that are in need of repair/replacement. In addition, room 172 is to be divided for use of two classes.

Recommendation:
It is recommended that the Board of Education approve the Agreement with Property Restoration Services for the repair of accordion walls and room division.

Fiscal Impact:
$47,660, General Fund – Not Budgeted Previously will reduce ending balance.

Submitted By:

Sherrie S. Castellanos
Chief Business Official

Approved:

Daniel R. Moirao, Ed.D.
Superintendent

AGREEMENT BETWEEN OWNER AND CONTRACTOR

This Agreement effective June 1, 2017 by and between
South Monterey County Joint Union High School District, Monterey County, California, hereinafter called the "Owner" and DMC Property Restoration. hereinafter called the "Contractor."

WITNESSETH: That the Contractor and the Owner for the consideration hereinafter named agree as follows:

ARTICLE I. SCOPE OF WORK. The Contractor agrees to furnish all labor, equipment and materials, including tools, implements, and appliances required, and to perform all the work in a good and workmanlike manner, free from any and all liens and claims from mechanics, material suppliers, subcontractors, artisans, machinists, teamsters, freight carriers, and laborers required for:

South Monterey County Joint Union High School District King City High School – Miscellaneous Repair Projects

email scope provided by DMC Property Restoration – Exhibit B.

and other contract documents relating thereto.

ARTICLE II. CONTRACT DOCUMENTS. The Contractor and the Owner agree that all of the documents listed in Article 1.1.1 of the General Conditions form the Contract Documents which form the Contract.

ARTICLE III. TIME TO COMPLETE AND LIQUIDATED DAMAGES. Time is of the essence in this contract, and the time of completion for this Project shall be Forty-Five Days (45) Days from the date established in the Owner's Notice to Proceed. Failure to complete the Project within the time and in the manner provided for by the Contract Documents shall subject the Contractor to liquidated damages. The actual occurrence of damages and the actual amount of the damages which the Owner would suffer if the Project were not completed within the specified times set forth are dependent upon many circumstances and conditions which could prevail in various combinations and, from the nature of the case, it is impracticable and extremely difficult to fix the actual damages. Damages which the Owner would suffer in the event of delay include, but are not limited to, loss of the use of the Project, disruption of activities, costs of administration, supervision and the loss suffered by the public.

Accordingly, the parties agree that the amount herein set forth shall be the amount of damages which the Owner shall directly incur upon failure of the Contractor to complete

the Project within the time specified: $250.00, for each calendar day by which completion of the Project is delayed beyond the completion date.

If the Contractor becomes liable under this section, the Owner, in addition to all other remedies provided by law, shall have the right to withhold any and all retained percentages of payments and/or progress payments, and to collect the interest thereon, which would otherwise be or become due the Contractor until the liability of the Contractor under this section has been finally determined. If the retained percentages and withheld progress payments appear insufficient to discharge all liabilities of the Contractor incurred under this Article, the Contractor and its sureties shall continue to remain liable to the Owner for such liabilities until all such liabilities are satisfied in full.

If the Owner accepts any work or makes any payment under this Agreement after a default by reason of delays, the payment or payments shall in no respect constitute a waiver or modification of any Agreement provisions regarding time of completion and liquidated damages.

ARTICLE IV. PAYMENT. The Owner agrees to pay the Contractor in current funds for the performance of the Contract Forty-Seven Six Hundred Sixty Thousand and No Cents ($47,660.00) and to make payments on account thereof as provided in the General Conditions.

ARTICLE V. CHANGES. Changes in this Agreement or in the Work to be done under this Agreement shall be made as provided in the General Conditions.

ARTICLE VI. TERMINATION. The Owner or Contractor may terminate the Contract as provided in the General Conditions.

ARTICLE VII. PREVAILING WAGES. Pursuant to the provisions of Section 1770 et seq. of the Labor Code of the State of California, which are hereby incorporated by reference and made a part hereof, the Director of Industrial Relations has determined the general prevailing rate of per diem wages and the general prevailing rate for holiday and overtime work in the locality in which the work is to be performed, for each craft, classification or type of worker needed to execute this Contract. Per diem wages shall be deemed to include employer payments for health and welfare, pension, vacation, apprenticeship or other training programs, and similar purposes. Copies of the rates are on file at the Owner's principal office. The rate of prevailing wage for any craft, classification or type of workmanship to be employed on this Project is the rate established by the applicable collective bargaining agreement which rate so provided is hereby adopted by reference and shall be effective for the life of this Agreement or until the Director of the Department of Industrial Relations determines that another rate be adopted. It shall be mandatory upon the Contractor and on any subcontractor to pay not less than the said specified rates to all workers employed in the execution of this Agreement.

The Contractor and any subcontractor under the Contractor as a penalty to the Owner shall forfeit not more than Fifty Dollars ($50.00) for each calendar day or portion thereof for each worker paid less than the stipulated prevailing rates for such work or craft in which such worker is employed. The difference between such stipulated prevailing wage rates and the amount paid to each worker for each calendar day or portion thereof for which each worker was paid less than the stipulated prevailing wage rate shall be paid to each worker by the Contractor.

The Contractor and each Subcontractor shall keep or cause to be kept an accurate record for work on this Project showing the names, addresses, social security numbers, work classification, straight time and overtime hours worked and occupations of all laborers, workers and mechanics employed by them in connection with the performance of this Contract or any subcontract thereunder, and showing also the actual per diem wage paid to each of such workers, which records shall be open at all reasonable hours to inspection by the Owner, its officers and agents and to the representatives of the Division of Labor Law Enforcement of the State Department of Industrial Relations.

ARTICLE VIII. WORKING HOURS. In accordance with the provisions of Sections 1810 to 1815, inclusive, of the Labor Code of the State of California, which are hereby incorporated and made a part hereof, the time of service of any worker employed by the Contractor or a Subcontractor doing or contracting to do any part of the Work contemplated by this Agreement is limited and restricted to eight hours during any one calendar day and forty hours during any one calendar week, provided, that work may be performed by such employee in excess of said eight hours per day or forty hours per week provided that compensation for all hours worked in excess of eight hours per day, and forty hours per week, is paid at a rate not less than one and one-half (1½) times the basic rate of pay. The Contractor and every Subcontractor shall keep an accurate record showing the name of and the actual hours worked each calendar day and each calendar week by each worker employed by them in connection with the Work. The records shall be kept open at all reasonable hours to inspection by representatives of the Owner and the Division of Labor Law Enforcement. The Contractor shall as a penalty to the Owner forfeit Twenty-five Dollars ($25.00) for each worker employed in the execution of this Agreement by the Contractor or by any subcontractor for each calendar day during which such worker is required or permitted to work more than eight hours in any one calendar day, and forty hours in any one calendar week, except as herein provided.

ARTICLE IX. APPRENTICES. The Contractor agrees to comply with Chapter 1, Part 7, Division 2, Sections 1777.5 and 1777.6 of the California Labor Code, which are hereby incorporated and made a part hereof. These sections require that contractors and subcontractors employ apprentices in apprenticeable occupations in a ratio of not less than one hour of apprentice's work for each five hours of work performed by a journeyman (unless an exemption is granted in accordance with Section 1777.5) and that contractors and subcontractors shall not discriminate among otherwise qualified employees as indentured apprentices on any public works solely on the ground of sex,

race, religious creed, national origin, ancestry or color. Only apprentices as defined in Labor Code Section 3077, who are in training under apprenticeship standards and who have signed written apprentice agreements, will be employed on public works in apprenticeable occupations. The responsibility for compliance with these provisions is fixed with the Contractor for all apprenticeable occupations.

ARTICLE X. INDEMNIFICATION AND INSURANCE. The Contractor will defend, indemnify and hold harmless the Owner, its governing board, officers, agents, trustees, and employees against and from any and all liability for damages on account of injury to or death of persons or damage to property or delay or damage to another contractor resulting from or arising out of or in any way connected with the performance by the Contractor of this Agreement and reimburse the Owner for all costs, attorney's fees, expenses and loss incurred by it in consequence of any claims, demands, and causes of action which may be brought against it arising out of the performance by the Contractor of this Agreement. This indemnification shall be in addition to the other indemnification provisions contained in the Contract Documents.

By this statement the Contractor represents that it has secured the payment of Workers' Compensation in compliance with the provisions of the Labor Code of the State of California and during the performance of the work contemplated herein will continue so to comply with said provisions of said Code. The Contractor shall supply the Owner with certificates of insurance evidencing that Workers' Compensation Insurance is in effect and providing that the Owner will receive thirty (30) days' notice of cancellation.

Contractor shall provide the insurance set forth in the General Conditions. The amount of general liability insurance shall be $1,000,000 per occurrence for bodily injury, personal injury and property damage and the amount of automobile liability insurance shall be $1,000,000 per accident for bodily injury and property damage combined single limit.

ARTICLE XI. ENTIRE AGREEMENT. The Contract constitutes the entire agreement between the parties relating to the Project, and supersedes any prior or contemporaneous agreement between the parties, oral or written, including the Owner's award of the Project to Contractor, unless such agreement is expressly incorporated herein. The Owner makes no representations or warranties, express or implied, not specified in the Contract. The Contract is intended as the complete and exclusive statement of the parties' agreement pursuant to Code of Civil Procedure section 1856.

ARTICLE XII. EXECUTION OF OTHER DOCUMENTS. The parties to this Agreement shall cooperate fully in the execution of any and all other documents and in the completion of any additional actions that may be necessary or appropriate to give full force and effect to the terms and intent of the Contract.

ARTICLE XIII. EXECUTION IN COUNTERPARTS. This Agreement may be executed in counterparts such that the signatures may appear on separate signature pages.

A copy, or an original, with all signatures appended together, shall be deemed a fully executed Agreement.

ARTICLE XIV. BINDING EFFECT. Contractor, by execution of this Agreement, acknowledges that Contractor has read this Agreement and the other Contract Documents, understands them, and agrees to be bound by their terms and conditions. The Contract shall inure to the benefit of and shall be binding upon the Contractor and the Owner and their respective successors and assigns.

ARTICLE XV. SEVERABILITY. If any provision of the Contract shall be held invalid or unenforceable by a court of competent jurisdiction, such holding shall not invalidate or render unenforceable any other provision hereof. The Contract shall be governed by the laws of the State of California and venue shall be in the appropriate Superior Court in Monterey County, California.

ARTICLE XVI. AMENDMENTS. The terms of the Contract shall not be waived, altered, modified, supplemented or amended in any manner whatsoever except by written agreement signed by the parties and approved or ratified by the Governing Board.

ARTICLE XVII. ASSIGNMENT OF CONTRACT. The Contractor shall not assign or transfer by operation of law or otherwise any or all of its rights, burdens, duties or obligations without the prior written consent of the surety on the payment bond, the surety on the performance bond and the Owner.

ARTICLE XVIII. WRITTEN NOTICE. Written notice shall be deemed to have been duly served if delivered in person to the individual or member of the firm or to an officer of the corporation for whom it was intended, or if delivered at or sent by registered or certified or overnight mail to the last business address known to the person who gives the notice.

DMC PROPERTY RESTORATION

SOUTH MONTEREY COUNTY JOINT UNION HIGH SCHOOL DISTRICT

SIGNED BY (Contractor)

Daniel R. Moirao, Ed.D.
Superintendent (Title)

CONTRACTOR'S LICENSE NO.

LICENSE EXPIRATION DATE

NOTE: Contractor must give the full business address of the Contractor and sign with Contractor's usual signature. Partnerships must furnish the full name of all partners and the Agreement must be signed in the partnership name by a general partner with authority to bind the partnership in such matters, followed by the signature and designation of the person signing. The name of the person signing shall also be typed or printed below the signature. Corporations must sign with the legal name of the corporation, followed by the name of the state of incorporation and by the signature and designation of the chairman of the board, president or any vice president, and then followed by a second signature by the secretary, assistant secretary, the chief financial officer or assistant treasurer. All persons signing must be authorized to bind the corporation in the matter. The name of each person signing shall also be typed or printed below the signature. Satisfactory evidence of the authority of the officer signing on behalf of a corporation shall be furnished.

Attachment B

Restoring life when disaster strikes

A Division of DMC Construction, Inc.
Contractor License No. 822810

- ☐ 24 Hour Emergency Response
- ☐ Water, Fire & Wind Restoration
- ☐ Mold Remediation
- ☐ Institute of Inspection, Cleaning and Restoration Certified (IICRC)

5.25.17

Re: King City High School Classroom Wall Modifications
c/o Sherrie Castellanos
720 Broadway St
King City, CA 93930

Dear: Sherrie

Property Restoration Services is pleased to provide our proposal for the classroom ~~modifications~~ Repairs to:

Units – 123/124 - $9,985.00
Units - 121/122 - $11,442.00
~~**Unit – 134 - $12,225.00**~~
~~**Unit – 140 - $11,502.00**~~
Units – 172/173 - $9,985.00
Unit – 172 - $15,198.00
Dump Fee's - $1,050.00

~~**Total: $61,087.00**~~ 47660.00

General Estimate Notes:
1. No hidden damages of any kind are covered by this estimate.
2. No code improvements or modifications are included unless otherwise stated.
3. Hazardous materials testing is not covered by this estimate unless noted or as an "Open Item".
4. Changes and/or modifications required by engineer or architect are not included unless specifically noted in estimate.
5. No allowance for additional work included in this estimate unless specifically noted, change orders are required for additional work.
6. Matching existing colors, textures and finishes is often impossible. If unsatisfactory results are achieved entire areas may require refinishing to achieve desired results. This will incur additional costs if deemed necessary.
7. No permit fee's are included in this estimate and will be an additional cost if requested / required.
8. This estimate expires 30 days from submission, after such date the Property Restoration Services has option to accept or revise estimate.
9. This estimate is based on the entire scope of work to be performed by Property Restoration Services and/or its sub-contractors. No allowances will be made for self-performance or work done by others.

2110 "A" Del Monte Ave/ Monterey, CA/ 93940 /TEL 831-375-4777/ FAX 831-717-4315 EMAIL info@PRSrestore.com / WEB www.PRSrestore.com

Thank you for allowing Property Restoration Services the opportunity to bid this project. Property Restoration Services takes pride in providing our clients and community with quality workmanship.

Sincerely,

Scott Mullins
Construction Manager
2110 Ste A, Del Monte Ave
Monterey, CA 93940
831.375.4777
scottm@prsrestore.com

Name: _____

Sign: _____

Date: _____

Property Restoration Services

2110 #A Del Monte Ave
Monterey, CA 93940
831-375-4777 Office
831-717-4315 Fax

KCHS

KCHS

ITEM	QUAN/UNIT	ALLOWED	COMPLETED
77. Dumpster load - Approx. 20 yards, 4 tons of debris	1.00 EA	0.00	[ ]
Total: KCHS		**0.00**	

Main Level



123 / 124 — **Height: 8'**

1,093.33 SF Walls	1,116.00 SF Ceiling
2,209.33 SF Walls & Ceiling	1,116.00 SF Floor
136.67 LF Ceil. Perimeter	136.67 LF Floor Perimeter

ITEM	QUAN/UNIT	ALLOWED	COMPLETED
20. 2" x 4" lumber (.667 BF per LF)	243.00 LF	70.34	[ ]
22. Batt insulation - 4" - R13 - paper faced	243.00 SF	12.71	[ ]
24. Builder board - 1/2" natural - fiberboard sheathing	486.00 SF	65.43	[ ]
25. 5/8" drywall - hung, taped, ready for texture	486.00 SF	98.15	[ ]
27. Texture drywall - smooth / skim coat	486.00 SF	75.25	[ ]
28. Paint the surface area - two coats	486.00 SF	57.60	[ ]
30. Cove base molding - rubber or vinyl, 6" high	60.00 LF	7.77	[ ]
78. Final cleaning - construction - Commercial	1,116.00 SF	61.48	[ ]
105. Containment Barrier/Airlock/Decon. Chamber	1,093.33 SF	161.48	[ ]
Containments for dust & debris controls			
106. Containment Barrier - tension post - per day	30.00 DA	0.00	[ ]
115. General Demolition - per hour	12.00 HR	144.00	[ ]
Totals: 123 / 124		754.22	

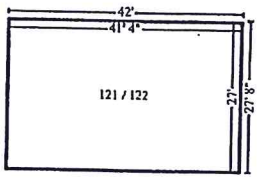

121 / 122 — **Height: 8'**

1,093.33 SF Walls	1,116.00 SF Ceiling
2,209.33 SF Walls & Ceiling	1,116.00 SF Floor
136.67 LF Ceil. Perimeter	136.67 LF Floor Perimeter

Property Restoration Services

2110 #A Del Monte Ave
Monterey, CA 93940
831-375-4777 Office
831-717-4315 Fax

ITEM	QUAN/UNIT	ALLOWED	COMPLETED
114. General Demolition - per hour	12.00 HR	144.00	[ ]
33. 2" x 4" lumber (.667 BF per LF)	243.00 LF	70.34	[ ]
34. Batt insulation - 4" - R13 - paper faced	243.00 SF	12.71	[ ]
35. Builder board - 1/2" natural - fiberboard sheathing	486.00 SF	65.43	[ ]
36. 5/8" drywall - hung, taped, ready for texture	486.00 SF	98.15	[ ]
37. Texture drywall - smooth / skim coat	486.00 SF	75.25	[ ]
38. Paint the surface area - two coats	486.00 SF	57.60	[ ]
39. Cove base molding - rubber or vinyl, 6" high	60.00 LF	7.77	[ ]
80. 2" x 4" lumber (.667 BF per LF)	243.00 LF	70.34	[ ]
81. Batt insulation - 4" - R13 - paper faced	243.00 SF	12.71	[ ]
82. Final cleaning - construction - Commercial	1,116.00 SF	61.48	[ ]
103. Containment Barrier/Airlock/Decon. Chamber	1,093.33 SF	161.48	[ ]
Containments for dust & debris controls			
104. Containment Barrier - tension post - per day	30.00 DA	0.00	[ ]
Totals: 121 / 122		837.27	

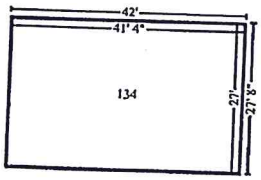

134

Height: 8'

1,093.33 SF Walls	1,116.00 SF Ceiling
2,209.33 SF Walls & Ceiling	1,116.00 SF Floor
136.67 LF Ceil. Perimeter	136.67 LF Floor Perimeter

ITEM	QUAN/UNIT	ALLOWED	COMPLETED
113. General Demolition - per hour	12.00 HR	144.00	[ ]
40. 2" x 4" lumber (.667 BF per LF)	243.00 LF	70.34	[ ]
41. Batt insulation - 4" - R13 - paper faced	243.00 SF	12.71	[ ]
42. Builder board - 1/2" natural - fiberboard sheathing	486.00 SF	65.43	[ ]
43. 5/8" drywall - hung, taped, ready for texture	486.00 SF	98.15	[ ]
44. Texture drywall - smooth / skim coat	486.00 SF	75.25	[ ]
45. Paint the surface area - two coats	486.00 SF	57.60	[ ]
46. Cove base molding - rubber or vinyl, 6" high	60.00 LF	7.77	[ ]
47. Detach & Reset Light fixture	6.00 EA	35.45	[ ]
Labor to detach and relocate lights in new rooms.			
50. Electrician - per hour	8.00 HR	96.00	[ ]
Labor & Materials to run new dedicated circuit to power new lighting in new rooms			
83. Final cleaning - construction - Commercial	1,116.00 SF	61.48	[ ]

Property Restoration Services

2110 #A Del Monte Ave
Monterey, CA 93940
831-375-4777 Office
831-717-4315 Fax

CONTINUED - 134

ITEM	QUAN/UNIT	ALLOWED	COMPLETED
101. Containment Barrier/Airlock/Decon. Chamber Containments for dust & debris controls	1,093.33 SF	161.48	[ ]
102. Containment Barrier - tension post - per day	30.00 DA	0.00	[ ]
Totals: 134		**885.66**	

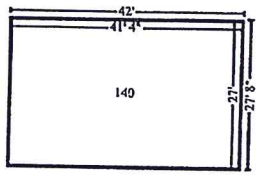

140 — **Height: 8'**

1,093.33 SF Walls	1,116.00 SF Ceiling
2,209.33 SF Walls & Ceiling	1,116.00 SF Floor
136.67 LF Ceil. Perimeter	136.67 LF Floor Perimeter

ITEM	QUAN/UNIT	ALLOWED	COMPLETED
112. General Demolition - per hour	12.00 HR	144.00	[ ]
51. 2" x 4" lumber (.667 BF per LF)	243.00 LF	70.34	[ ]
52. Batt insulation - 4" - R13 - paper faced	243.00 SF	12.71	[ ]
53. Builder board - 1/2" natural - fiberboard sheathing	486.00 SF	65.43	[ ]
54. 5/8" drywall - hung, taped, ready for texture	486.00 SF	98.15	[ ]
55. Texture drywall - smooth / skim coat	486.00 SF	75.25	[ ]
56. Paint the surface area - two coats	486.00 SF	57.60	[ ]
57. Cove base molding - rubber or vinyl, 6" high	60.00 LF	7.77	[ ]
58. HVAC Technician - per hour	6.00 HR	72.00	[ ]
Labor to duct A/C unit to new room			
84. Final cleaning - construction - Commercial	1,116.00 SF	61.48	[ ]
99. Containment Barrier/Airlock/Decon. Chamber Containments for dust & debris controls	1,093.33 SF	161.48	[ ]
100. Containment Barrier - tension post - per day	30.00 DA	0.00	[ ]
Totals: 140		**826.22**	

Property Restoration Services

2110 #A Del Monte Ave
Monterey, CA 93940
831-375-4777 Office
831-717-4315 Fax

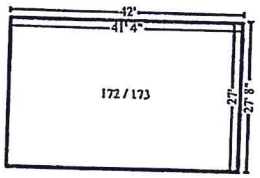

172 / 173 **Height: 8'**

1,093.33 SF Walls	1,116.00 SF Ceiling
2,209.33 SF Walls & Ceiling	1,116.00 SF Floor
136.67 LF Ceil. Perimeter	136.67 LF Floor Perimeter

ITEM	QUAN/UNIT	ALLOWED	COMPLETED
111. General Demolition - per hour	12.00 HR	144.00	[ ]
61. 2" x 4" lumber (.667 BF per LF)	243.00 LF	70.34	[ ]
62. Batt insulation - 4" - R13 - paper faced	243.00 SF	12.71	[ ]
63. Builder board - 1/2" natural - fiberboard sheathing	486.00 SF	65.43	[ ]
64. 5/8" drywall - hung, taped, ready for texture	486.00 SF	98.15	[ ]
65. Texture drywall - smooth / skim coat	486.00 SF	75.25	[ ]
66. Paint the surface area - two coats	486.00 SF	57.60	[ ]
67. Cove base molding - rubber or vinyl, 6" high	60.00 LF	7.77	[ ]
85. Final cleaning - construction - Commercial	1,116.00 SF	61.48	[ ]
97. Containment Barrier/Airlock/Decon. Chamber	1,093.33 SF	161.48	[ ]
Containments for dust & debris controls			
98. Containment Barrier - tension post - per day	30.00 DA	0.00	[ ]
Totals: 172 / 173		754.22	

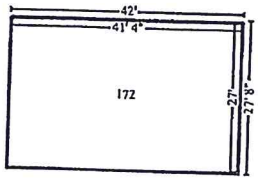

172 **Height: 8'**

1,093.33 SF Walls	1,116.00 SF Ceiling
2,209.33 SF Walls & Ceiling	1,116.00 SF Floor
136.67 LF Ceil. Perimeter	136.67 LF Floor Perimeter

ITEM	QUAN/UNIT	ALLOWED	COMPLETED
110. General Demolition - per hour	12.00 HR	144.00	[ ]
69. 2" x 4" lumber (.667 BF per LF)	243.00 LF	70.34	[ ]
70. Batt insulation - 4" - R13 - paper faced	243.00 SF	12.71	[ ]
71. Builder board - 1/2" natural - fiberboard sheathing	486.00 SF	65.43	[ ]
72. 5/8" drywall - hung, taped, ready for texture	486.00 SF	98.15	[ ]
73. Texture drywall - smooth / skim coat	486.00 SF	75.25	[ ]

Property Restoration Services

2110 #A Del Monte Ave
Monterey, CA 93940
831-375-4777 Office
831-717-4315 Fax

CONTINUED - 172

ITEM	QUAN/UNIT	ALLOWED	COMPLETED
74. Paint the surface area - two coats	486.00 SF	57.60	[ ]
75. Cove base molding - rubber or vinyl, 6" high	60.00 LF	7.77	[ ]
76. Remove Light fixture	3.00 EA	6.00	[ ]
86. Final cleaning - construction - Commercial	1,116.00 SF	61.48	[ ]
94. Containment Barrier/Airlock/Decon. Chamber	1,093.33 SF	161.48	[ ]
Containments for dust & debris controls			
96. Containment Barrier - tension post - per day	30.00 DA	0.00	[ ]
107. Finish Carpenter - per hour	16.00 HR	192.00	[ ]
Labor and materials to cut cabinets for wall installation, and reset in new locations.			
109. Finish Carpenter - per hour	8.00 HR	96.00	[ ]
Labor & Material to install new backsplash at finished wall.			
Totals: 172		1,048.22	
Totals: Main Level		5,105.80	
Line Item Totals: KCHS		5,105.80	

Labor Unit Breakdown

Labor Code	Description	Labor Units
CARP-FNC	Carpenter - Finish, Trim/Cabinet	288.00
CARP-FRM	Carpenter - General Framer	884.96
CLN	Cleaning Technician	368.90
CLN-R	Cleaning Remediation Technician	968.86
DMO	Demolition Laborer	870.00
DRY	Drywall Installer/Finisher	1,040.44
ELE	Electrician	131.45
FLR	Flooring Installer	46.63
HVC	Heating / A.C. Mechanic	72.00
INS	Insulation Installer	88.96
PNT	Painter	345.60
Total Labor Units		5,105.80

Property Restoration Services

2110 #A Del Monte Ave
Monterey, CA 93940
831-375-4777 Office
831-717-4315 Fax

Grand Total Areas:

6,560.00	SF Walls	6,696.00	SF Ceiling	13,256.00	SF Walls and Ceiling
6,696.00	SF Floor	744.00	SY Flooring	820.00	LF Floor Perimeter
0.00	SF Long Wall	0.00	SF Short Wall	820.00	LF Ceil. Perimeter
6,696.00	Floor Area	6,972.00	Total Area	6,560.00	Interior Wall Area
7,524.00	Exterior Wall Area	836.00	Exterior Perimeter of Walls		
0.00	Surface Area	0.00	Number of Squares	0.00	Total Perimeter Length
0.00	Total Ridge Length	0.00	Total Hip Length		

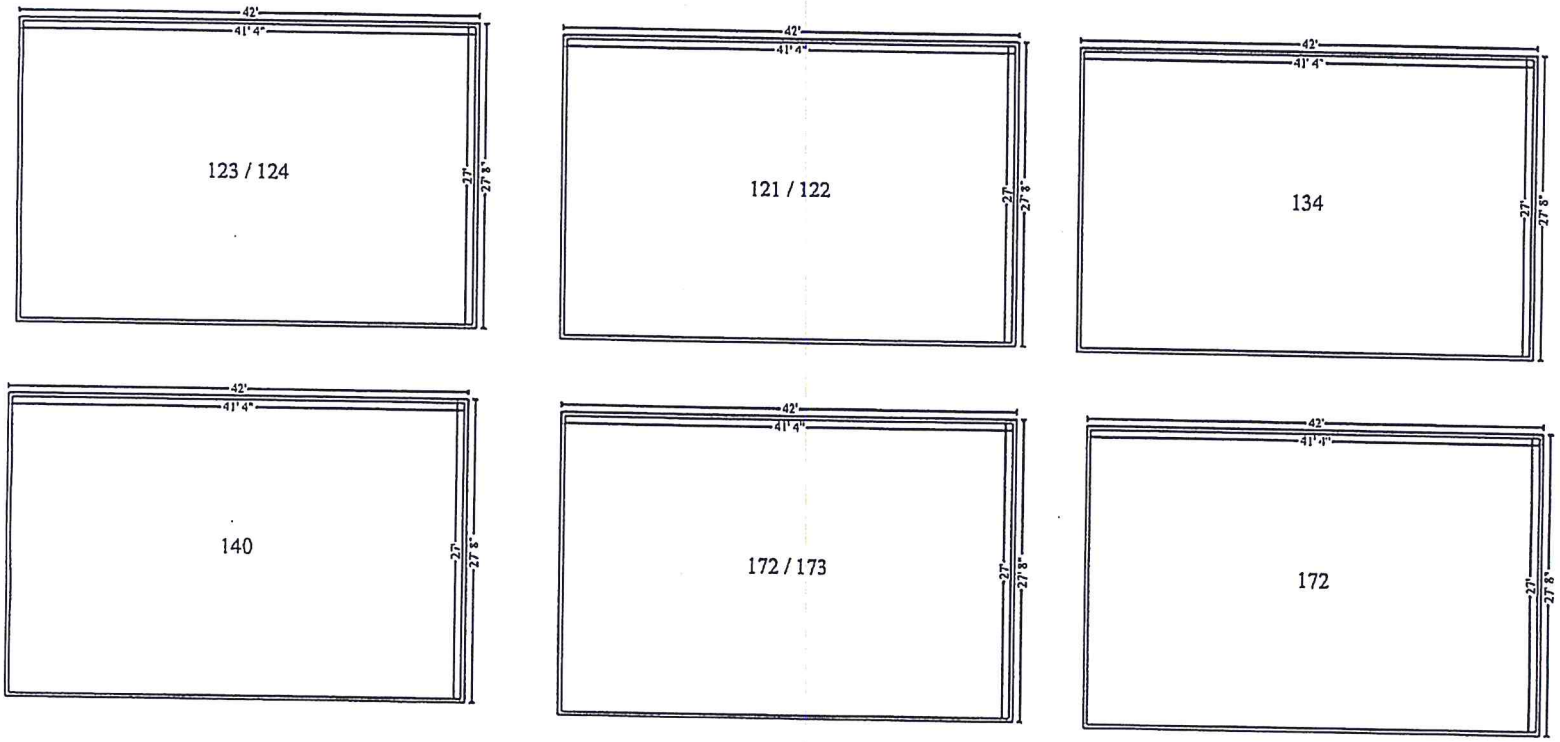
42'
41' 4"
123 / 124
27'
27' 8"
42'
41' 4"
121 / 122
27'
27' 8"
42'
41' 4"
134
27'
27' 8"
42'
41' 4"
140
27'
27' 8"
42'
41' 4"
172 / 173
27'
27' 8"
42'
41' 4"
172
27'
27' 8"
N

Main Level

South Monterey County Joint Union High

PURCHASE ORDER
NO: PO17-01014
DATE 06/08/2017

BILL TO:

Business Office
800 Broadway
King City, CA 93930-3326
(831) 385-0606 FAX (831) 385-0695

SHIP TO:
King City High School
720 Broadway
King City, CA 93930

ORDERED FROM: FAX:

Property Restoration Services
2110 A Del Monte Ave
Monterey, CA 93940

IMPORTANT INSTRUCTIONS TO VENDOR

1. Itemized INVOICES in Duplicate.
2. Enclose PACKING LIST with ALL shipments.
3. No deviation in PRICE or SUBSTITUTION in kind permitted.
4. All deliveries F.O.B. Destination unless otherwise specified. If freight is to be charged, prepay, and add to invoice.
5. THE LAW REQUIRES MATERIAL SAFETY DATA SHEETS FOR PRODUCTS ON THIS ORDER. PLEASE ENCLOSE WITH INVOICE.
6. Purchase order number must appear on packing slip.

We prohibit the use of gifts, incentives, inducements, favors, monetary returns, either promised or given, and/or rebates of any kind (hereinafter referred to as "Incentives") for an employee's personal benefit. Our employees are not to accept incentives. Negotiation of discounts will be by the Superintendent's Designee only. Attempts to provide such incentives shall result in the immediate termination of any existing and future orders to that supplier, and possible referral to local law enforcement.

ORDER LOCATION				REQUISITIONER	REQUISITION #
021 - King City High School				Sherrie Castellanos	R17-01470
DATE REQUIRED	F.O.B.	TERMS OF PAYMENT	SHIP VIA	BUYER	RPQ #

ITEM	QTY	UNIT	DESCRIPTION	UNIT COST	EXTENSION
1	1	EACH	Repairs to KCHS classrooms	47,660.00	$47,660.00
			Order Sub-Total		$47,660.00
			Sales Tax		.00
			Shipping		.00
			Adjustment		.00
			Order Total		**$47,660.00**

Authorized Signature

Vendor

SOUTH MONTEREY COUNTY JOINT UNION HIGH SCHOOL DISTRICT

SUBJECT: Approval of the Proposal for Bruce Flyn Inspection **MEETING:** June 26, 2017

AGENDA SECTION:

☐ **ACTION**

☐ **INFORMATION**

X ACTION/CONSENT

GOVERNING BOARD

Board Goals:

_____ Improve, Monitor and Sustain Student Achievement
_____ Improve School Climate in Support of Teaching, Learning and Student Safety
_____ Develop/Sustain Fiscal Solvency
X Ensure that Facilities are Safe for Staff and Students
X Ensure compliance with Education/Other Codes/Updating Board Policies and Administrative Regulations

Summary:
On all construction projects requiring Department of State Architect approval, an inspector is necessary. Bruce Flyn Inspections is a certified DSA Inspector and provides the necessary inspection and related services. Mr. Flyn comes highly recommended.

Recommendation:
It is recommended that the Board of Education approve the proposal for Bruce Flyn Inspections for the Greenfield HS Portable project and the King City HS Portable project.

Fiscal Impact:
$6,800, for an estimated 40 hours of inspection. General Fund

Submitted By:

Sherrie S. Castellanos
Chief Business Official

Approved:

Daniel R. Moirao, Ed.D.
Superintendent

Bruce Flyn Inspections
BFI
430 Bobby's Lane • Hollister, California 95023

May 25, 2017

Ms. Sherrie S. Castellanos
Chief Business Official
South Monterey County JUHSD
800 Broadway Street
King City, Ca 993930

PROPOSAL FOR DSA PROJECT INSPECTION
Greenfield High School Portable Classrooms DSA 01-116633 27-H2
King City High School Portable Classrooms DSA UNKNOWN

Dear Ms. Castellanos

Thank you for the opportunity to provide the following proposal for the referenced projects.

Bruce Flyn Inspections will provide all required Division of the State Architect Project Inspections for the referenced projects at a cost of Six Thousand Eight Hundred Dollars $6,800.00). This cost reflects an estimated 40 hours of inspection for each site and associated DSA required administrative project functions.

Included in this rate are all required DSA record keeping, reporting, attendance at project meetings and submission of all required closeout documents. BFI will also schedule all "special inspections" required by DSA or the Owner.

BFI will provide all necessary equipment and supplies to perform inspections and maintain job records. BFI will not charge any travel time for local inspections. If necessary, BFI and the Owner will negotiate any out of town inspection services.

Thank you again for the opportunity to submit and I look forward to working with you and the Hollister School District

Bruce Tyson-Flyn
Project Inspector DSA 860

Office Tel: 831-801-523-106-email: bflyn@bfainc.com

SOUTH MONTEREY COUNTY JOINT UNION HIGH SCHOOL DISTRICT

SUBJECT: Approval to Award the Contract to Umstead Electric for the 2017 LED Project

MEETING: June 26, 2017

AGENDA SECTION:

☐ **ACTION**

☐ **INFORMATION**

X ACTION/CONSENT

GOVERNING BOARD

Board Goals:

_____ Improve, Monitor and Sustain Student Achievement
_____ Improve School Climate in Support of Teaching, Learning and Student Safety
_____ Develop/Sustain Fiscal Solvency
__X__ Ensure that Facilities are Safe for Staff and Students
__X__ Ensure compliance with Education/Other Codes/Updating Board Policies and Administrative Regulations

Summary:
The Board approved the Prop 39 LED Project for an estimated $386,138. The District prepared bid documents and went out to bid. The bid opening was June 8, 2017. The bid results from Umstead Electric were higher than the Board approved estimated amount.

After working with Umstead, we removed two portions of the original project (MOTF and District Office) and Umstead agreed to reduce their estimate. The adjusted amount came to $393,942.50.

Recommendation:
It is recommended that the Board of Education approve awarding the Prop 39 LED project to Umstead Electric.

Fiscal Impact:
$393,942.50 paid by Prop 39 Funds and Routine Restricted Maintenance

Submitted By:

Sherrie S. Castellanos
Chief Business Official

Approved:

Daniel R. Moirao, Ed.D.
Superintendent

AGREEMENT BETWEEN OWNER AND CONTRACTOR

This Agreement effective June 27, 2017, by and between
South Monterey County Joint Union High School District, Monterey County, California, hereinafter called the "Owner" and Umstead Electric hereinafter called the "Contractor."

WITNESSETH: That the Contractor and the Owner for the consideration hereinafter named agree as follows:

ARTICLE I. SCOPE OF WORK. The Contractor agrees to furnish all labor, equipment and materials, including tools, implements, and appliances required, and to perform all the work in a good and workmanlike manner, free from any and all liens and claims from mechanics, material suppliers, subcontractors, artisans, machinists, teamsters, freight carriers, and laborers required for:

2017 LED Project

all in strict compliance with the technical specification guidelines therefore prepared by:

Special Projects Associate, AMBAG Energy Watch
831-264-5103, Contact Stephen Campbell (scampbell@ambag.org)

and other contract documents relating thereto.

ARTICLE II. CONTRACT DOCUMENTS. The Contractor and the Owner agree that all of the documents listed in Article 1.1.1 of the General Conditions form the Contract Documents which form the Contract.

ARTICLE III. TIME TO COMPLETE AND LIQUIDATED DAMAGES. Time is of the essence in this contract, and the time of completion for this Project shall be Sixty (60) **calendar days** from the date established in the Owner's Notice to Proceed. Failure to complete the Project within the time and in the manner provided for by the Contract Documents shall subject the Contractor to liquidated damages. The actual occurrence of damages and the actual amount of the damages which the Owner would suffer if the Project were not completed within the specified times set forth are dependent upon many circumstances and conditions which could prevail in various combinations and, from the nature of the case, it is impracticable and extremely difficult to fix the actual damages. Damages which the Owner would suffer in the event of delay include, but are not limited to, loss of the use of the Project, disruption of activities, costs of administration, supervision and the loss suffered by the public.

Accordingly, the parties agree that the amount herein set forth shall be the amount of damages which the Owner shall directly incur upon failure of the Contractor to complete the Project within the time specified: $ 250.00 for each calendar day by which completion of the Project is delayed beyond the completion date.

If the Contractor becomes liable under this section, the Owner, in addition to all other remedies provided by law, shall have the right to withhold any and all retained percentages of payments and/or progress payments, and to collect the interest thereon, which would otherwise be or become due the Contractor until the liability of the Contractor under this section has been finally determined. If the retained percentages and withheld progress payments appear insufficient to discharge all liabilities of the Contractor incurred under this Article, the Contractor and its sureties shall continue to remain liable to the Owner for such liabilities until all such liabilities are satisfied in full.

If the Owner accepts any work or makes any payment under this Agreement after a default by reason of delays, the payment or payments shall in no respect constitute a waiver or modification of any Agreement provisions regarding time of completion and liquidated damages.

ARTICLE IV. PAYMENT. The Owner agrees to pay the Contractor in current funds for the performance of the Contract Three Hundred Ninety-Three Thousand, Nine Hundred Forty-Two Dollars and 50 Cents ($393,942.50) and to make payments on account thereof as provided in the General Conditions.

ARTICLE V. CHANGES. Changes in this Agreement or in the Work to be done under this Agreement shall be made as provided in the General Conditions.

ARTICLE VI. TERMINATION. The Owner or Contractor may terminate the Contract as provided in the General Conditions.

ARTICLE VII. PREVAILING WAGES. Pursuant to the provisions of Section 1770 et seq. of the Labor Code of the State of California, which are hereby incorporated by reference and made a part hereof, the Director of Industrial Relations has determined the general prevailing rate of per diem wages and the general prevailing rate for holiday and overtime work in the locality in which the work is to be performed, for each craft, classification or type of worker needed to execute this Contract. Per diem wages shall be deemed to include employer payments for health and welfare, pension, vacation, apprenticeship or other training programs, and similar purposes. Copies of the rates are on file at the Owner's principal office. The rate of prevailing wage for any craft, classification or type of workmanship to be employed on this Project is the rate established by the applicable collective bargaining agreement which rate so provided is hereby adopted by reference and shall be effective for the life of this Agreement or until the Director of the Department of Industrial Relations determines that another rate be adopted. It shall be mandatory upon the Contractor and on any subcontractor to pay not less than the said specified rates to all workers employed in the execution of this Agreement.

The Contractor and any subcontractor under the Contractor as a penalty to the Owner shall forfeit not more than Fifty Dollars ($50.00) for each calendar day or portion thereof for each worker paid less than the stipulated prevailing rates for such work or craft in which such worker is employed. The difference between such stipulated prevailing wage rates and the amount paid to each worker for each calendar day or portion thereof for which each worker was paid less than the stipulated prevailing wage rate shall be paid to each worker by the Contractor.

The Contractor and each Subcontractor shall keep or cause to be kept an accurate record for work on this Project showing the names, addresses, social security numbers, work classification, straight time and overtime hours worked and occupations of all laborers, workers and mechanics employed by them in connection with the performance of this Contract or any subcontract thereunder, and showing also the actual per diem wage paid to each of such workers, which records shall be open at all reasonable hours to inspection by the Owner, its officers and agents and to the representatives of the Division of Labor Law Enforcement of the State Department of Industrial Relations.

ARTICLE VIII. WORKING HOURS. In accordance with the provisions of Sections 1810 to 1815, inclusive, of the Labor Code of the State of California, which are hereby incorporated and made a part hereof, the time of service of any worker employed by the Contractor or a Subcontractor doing or contracting to do any part of the Work contemplated by this Agreement is limited and restricted to eight hours during any one calendar day and forty hours during any one calendar week, provided, that work may be performed by such employee in excess of said eight hours per day or forty hours per week provided that compensation for all hours worked in excess of eight hours per day, and forty hours per week, is paid at a rate not less than one and one-half (1½) times the basic rate of pay. The Contractor and every Subcontractor shall keep an accurate record showing the name of and the actual hours worked each calendar day and each calendar week by each worker employed by them in connection with the Work. The records shall be kept open at all reasonable hours to inspection by representatives of the Owner and the Division of Labor Law Enforcement. The Contractor shall as a penalty to the Owner forfeit Twenty-five Dollars ($25.00) for each worker employed in the execution of this Agreement by the Contractor or by any subcontractor for each calendar day during which such worker is required or permitted to work more than eight hours in any one calendar day, and forty hours in any one calendar week, except as herein provided.

ARTICLE IX. APPRENTICES. The Contractor agrees to comply with Chapter 1, Part 7, Division 2, Sections 1777.5 and 1777.6 of the California Labor Code, which are hereby incorporated and made a part hereof. These sections require that contractors and subcontractors employ apprentices in apprenticeable occupations in a ratio of not less than one hour of apprentice's work for each five hours of work performed by a journeyman (unless an exemption is granted in accordance with Section 1777.5) and that contractors and subcontractors shall not discriminate among otherwise qualified employees as indentured apprentices on any public works solely on the ground of sex, race, religious creed, national origin, ancestry or color. Only apprentices as defined in

Labor Code Section 3077, who are in training under apprenticeship standards and who have signed written apprentice agreements, will be employed on public works in apprenticeable occupations. The responsibility for compliance with these provisions is fixed with the Contractor for all apprenticeable occupations.

ARTICLE X. INDEMNIFICATION AND INSURANCE. The Contractor will defend, indemnify and hold harmless the Owner, its governing board, officers, agents, trustees, and employees against and from any and all liability for damages on account of injury to or death of persons or damage to property or delay or damage to another contractor resulting from or arising out of or in any way connected with the performance by the Contractor of this Agreement and reimburse the Owner for all costs, attorney's fees, expenses and loss incurred by it in consequence of any claims, demands, and causes of action which may be brought against it arising out of the performance by the Contractor of this Agreement. This indemnification shall be in addition to the other indemnification provisions contained in the Contract Documents.

By this statement the Contractor represents that it has secured the payment of Workers' Compensation in compliance with the provisions of the Labor Code of the State of California and during the performance of the work contemplated herein will continue so to comply with said provisions of said Code. The Contractor shall supply the Owner with certificates of insurance evidencing that Workers' Compensation Insurance is in effect and providing that the Owner will receive thirty (30) days' notice of cancellation.

Contractor shall provide the insurance set forth in the General Conditions. The amount of general liability insurance shall be $1,000,000 per occurrence for bodily injury, personal injury and property damage and the amount of automobile liability insurance shall be $1,000,000 Million per accident for bodily injury and property damage combined single limit.

ARTICLE XI. ENTIRE AGREEMENT. The Contract constitutes the entire agreement between the parties relating to the Project, and supersedes any prior or contemporaneous agreement between the parties, oral or written, including the Owner's award of the Project to Contractor, unless such agreement is expressly incorporated herein. The Owner makes no representations or warranties, express or implied, not specified in the Contract. The Contract is intended as the complete and exclusive statement of the parties' agreement pursuant to Code of Civil Procedure section 1856.

ARTICLE XII. EXECUTION OF OTHER DOCUMENTS. The parties to this Agreement shall cooperate fully in the execution of any and all other documents and in the completion of any additional actions that may be necessary or appropriate to give full force and effect to the terms and intent of the Contract.

ARTICLE XIII. EXECUTION IN COUNTERPARTS. This Agreement may be executed in counterparts such that the signatures may appear on separate signature pages. A copy, or an original, with all signatures appended together, shall be deemed a fully executed Agreement.

ARTICLE XIV. BINDING EFFECT. Contractor, by execution of this Agreement, acknowledges that Contractor has read this Agreement and the other Contract Documents, understands them, and agrees to be bound by their terms and conditions. The Contract shall inure to the benefit of and shall be binding upon the Contractor and the Owner and their respective successors and assigns.

ARTICLE XV. SEVERABILITY. If any provision of the Contract shall be held invalid or unenforceable by a court of competent jurisdiction, such holding shall not invalidate or render unenforceable any other provision hereof. The Contract shall be governed by the laws of the State of California and venue shall be in the appropriate Superior Court in Monterey County, California.

ARTICLE XVI. AMENDMENTS. The terms of the Contract shall not be waived, altered, modified, supplemented or amended in any manner whatsoever except by written agreement signed by the parties and approved or ratified by the Governing Board.

ARTICLE XVII. ASSIGNMENT OF CONTRACT. The Contractor shall not assign or transfer by operation of law or otherwise any or all of its rights, burdens, duties or obligations without the prior written consent of the surety on the payment bond, the surety on the performance bond and the Owner.

ARTICLE XVIII. WRITTEN NOTICE. Written notice shall be deemed to have been duly served if delivered in person to the individual or member of the firm or to an officer of the corporation for whom it was intended, or if delivered at or sent by registered or certified or overnight mail to the last business address known to the person who gives the notice.

UMSTEAD ELECTRIC

_____
SIGNED BY (Contractor)

_____
CONTRACTOR'S LICENSE NO.

_____
LICENSE EXPIRATION DATE

SOUTH MONTEREY COUNTY JOINT UNION HIGH SCHOOL DISTRICT

_____
DANIEL MOIRAO
Superintendent (Title)

NOTE: Contractor must give the full business address of the Contractor and sign with Contractor's usual signature. Partnerships must furnish the full name of all partners and the Agreement must be signed in the partnership name by a general partner with authority to bind the partnership in such matters, followed by the signature and designation of the person signing. The name of the person signing shall also be typed or printed below the signature. Corporations must sign with the legal name of the corporation, followed by the name of the state of incorporation and by the signature and designation of the chairman of the board, president or any vice president, and then followed by a second signature by the secretary, assistant secretary, the chief financial officer or assistant treasurer. All persons signing must be authorized to bind the corporation in the matter. The name of each person signing shall also be typed or printed below the signature. Satisfactory evidence of the authority of the officer signing on behalf of a corporation shall be furnished.

J:\wdocs\90001\046\agt\00064458.DOC
Rev. 01/02/08

SOUTH MONTEREY COUNTY JOINT UNION HIGH SCHOOL DISTRICT

SUBJECT: Approval of the Robust Physical Fitness Testing Agreement for Professional Services 2017/18

MEETING: June 26, 2017

AGENDA SECTION:

☐ **ACTION**

☐ **INFORMATION**

X ACTION/CONSENT

GOVERNING BOARD

Board Goals:

X Improve, Monitor and Sustain Student Achievement
____ Improve School Climate in Support of Teaching, Learning and Student Safety
____ Develop/Sustain Fiscal Solvency
X Ensure that Facilities are Safe for Staff and Students
X Ensure compliance with Education/Other Codes/Updating Board Policies and Administrative Regulations

Summary:
California high schools are required to administer the Physical Fitness Test (PFT) to all 9th graders. Robust Physical Fitness Testing is a Physical Fitness Test data collecting and reporting service that provides the collection and reporting services required by the State of California.

We were able to try Robust Physical Fitness Testing in 2016/17 at no cost to the District. It was a well-received program by staff.

Recommendation:
It is recommended that the Board of Education approve the Robust Physical Fitness Testing Agreement for Professional Services.

Fiscal Impact:
$800 per year ($400 per school site), General Fund

Submitted By:

Sherrie S. Castellanos
Chief Business Official

Approved:

Daniel R. Moirao, Ed.D.
Superintendent

AGREEMENT FOR PROFESSIONAL SERVICES
Program/Reason for use: Physical Education-Fitness data collection

COVER

This Contract Agreement is made between SMCJUHSD ("CLIENT") and Robust PFT ("CONTRACTOR").

CLIENT	CONTRACTOR
SMCJUHSD ("CLIENT") Attn: Diana Jimenez, PFT Coordinator 800 Broadway St King City, CA 93930 Phone: (831) 385-0606 FAX: (831) 385-0695 Email: djimenez@smcjuhsd.org	Robust PFT ("CONTRACTOR") Attn: Jesus Garcia, Owner PO BOX 11264 Fresno CA, 93772 (559) 289-4515 Email: jgarcia@robustpft.com
CONTRACT TERM	CONTRACT TERMINATION
"Effective Date": August 1, 2017 **"Termination Date":** July 30, 2018	Ground for Termination (mark one): ☐ with cause only - "Notice Period": At least 30 days before the effective date of termination of this Agreement. ☒ With or without causes - "Notice Period": At least 30 days before the effective date of termination of this Agreement.
CONTRACT AMOUNT: CLIENT Shall pay the following "Contract Amount" to CONTRACTOR.	PAYMENT SCHEDULE: CLIENT shall pay the Contract Amount to CONTRACTOR according to the Following "Payment Schedule".
Yearly Premium: $800 = $400 Per School site	Payments will be remitted on a annual basis and paid within 30 days from receipt of invoice from CONTRACTOR.

CLIENT OBLIGATIONS (See Art. 1 & 1A) CLIENT'S obligations under this Agreement: (leave blank if none)

CONTRACTOR OBLIGATIONS (See Art 1 & 1A) Unless stated otherwise on this cover, CONTRACTOR shall provide all labor, materials, equipment, and transportation necessary to perform those obligations required of the CONTRACTOR under this Agreement including the following "Services":

WHAT SERVICES WILL BE PROVIDED:

1 ROBUST PFT is web-hosted at Hivelocity Ventures Corporation. The CONTRACTOR/Owner will support and collaborate with the CLIENT'S Physical Education Coordinator or district designee in planning, implementing, and leading staff trainings. Services include, and are not limited to, providing customer care, technical support, ongoing updates, and upgrades throughout the term of this Agreement.

WHEN WILL THE CONTRACTOR PROVIDE THE SERVICES: Yearly beginning August 1, 2017

WHERE WILL THE CONTRACTOR PROVIDE THE SERVICES: District wide.

RECITALS/OTHER TERMS AND CONDITIONS (leave blank if none):

REQUIRED DOCUMENTS. Each Party shall maintain the following insurance in effect throughout the Contract Term and, upon the other Party's request, provide written proof thereof, such proof referred to as "Required Document" (See Art 4) (leave blank if not applicable)

In consideration of the covenants, conditions, and stipulations in and for good and valuable consideration and the mutual benefits to be derived from this Agreement, CLIENT and CONTRACTOR separately referred to as a "Party" and collectively as the "Parties," hereby enter into this Agreement. Unless this Agreement specifically states or the context requires otherwise, any reference to a Party shall mean the Party and its governing body, officers, employees, and agents, and, if CLIENT is a school district or charter school, includes CLIENT'S students. Each person executing this Agreement on behalf of a Party represents that he/she is auhorized to excute on behalf of and to bind the party to this Agreement.

CLIENT REPRESENTATIVE:

By: _____
Print Name: DR. Daniel Moirao
Title: Superintendent

CONTRACTOR REPRESENTATIVE:

By: _____
Print Name: Jesus Garcia
Title: Robust PFT Owner

GENERAL TERMS AND CONDITIONS

These General Terms and Coditions contain the following Articles:

Article 1	Scope of Services and Obligations
Article 2	Payment
Article 3	Term and Termination of Agreement
Article 4	Insurance
Article 5	Indemnity
Article 6	Dispute Resolution
Article 7	General Provisions

ARTICLE SCOPE OF SERVICES AND OBLIGATIONS

SECTION 1.1 SCOPE. By this Agreement. The Parties desire to set forth the terms and conditions upon which the Contractor shall provide and Client shall compensate the CONTRACTOR for performance of this Agreement and to set forth the Parties' rights and obligations relating to this Agreement. (A) CONTRACTOR warrants that it has the expertise necessary to perform the services in a manner consistent with the generally accepted standards of CONTRACTOR'S profession. CONTRACTOR further warrants that it will perform said services in a legally adequate manner in conformance with all Federal, State and local laws and guidelines. (B) CONTRACTOR agrees that it has the time, ability and professional expertise to perform the services required under this Agreement.

SECTION 1.2 WORK PRODUCTS AND RIGHTS THERETO. Unless stated otherwise on the cover, the following applies to any data, document, display, drawing, report, material, invention, work, and discovery (whether written, recorded, or electronically stored), including any copyright, right, and interest therein or thereto (collectively "work"), that a party prepares for or provides to the other party pursuant to this Agreement: (A) the work of each party shall remain its property and the party shall have all rights thereto; (B) each party grants to the other party a limited license during the Contract Term to use and reproduce the other Party's Work for the purpose of performing this Agreement; and (C) upon termination of this Agreement and a Party's request, the other Party shall return any work that belongs to the requesting Party. The provisions of this saction shall survive the termination of this Agreement. (D) Either party may request changes in the scope of services. Such changes, and any increase or decrease in compensation, must be authorized in advance by CLIENT in writing, and incorporated into this Agreement as an amendment. (E) Duly authorized representatives of CLIENT shall have right of access to CONTRACTOR'S technical plans, files and records relating to the project, and may review the work at appropriate stages during performances of the work. (F) CONTRACTOR shall maintain and make available for inspection and audit by CLIENT or its agents, accurate records of all costs, disbursements and receipts with respect to work performed under this Agreement.

SECTION 1.3 CONFIDENTIAL RECORDS AND INFORMATION. If any document and/or information (e.g, employee or student records) that are subject to nondisclosure or protection under federal and/or California Laws (collectively "Confidential Materials") are provided to or created by a party for or pursuant to this Agreement, the Party shall: (A) not release, disseminate, publish, or disclose the Confidential Material except as required by law or a court order, as this Agreement may permit, or as the other Party may authorize in writting; (B) not use the Confidential Materials, including those that are saved or stored in an electronic form, to ensure that they are safe from theft, loss, destruction, erasure, alteration, and unauthorized viewing, duplicaiton, and use. The provisions of this Section shall survive the termination of this Agreement.

SECTION 1.4 COMPLIANCE WITH APPLICABLE LAWS. Each Party shall comply with all California Laws applicable to its performance of this Agreement. Each provision of law requred to be inserted in or that applies to this Agreement shall be deemed inserted herein, and this agreement shall be read and enforced as though such provision of law is inserted herein, however, if any conflict or inconsistency exists between a provision in this Agreement and a provision in applicable law(s), the provision in this Agreement shall govern except where the provision in this Agreement is specifically prohibited or deemed void by the applicable law(s) in which case the provision in the applicable law(s) shall govern. (A) CONTRACTOR shall defend, indemnify, and save and hold harmless CLIENT, its officers, agents and employees from any claims, suits or actions of every name, kind and description brought forth, or on account of, personal injury or bodily injury (including death) of any person, including (but not limited to) workers and the public, or damage to property, resulting from or arising out of CONTRACTOR'S negligence or willful misconduct in the performance of this Agreement, save and except those matters arising from CLIENT'S sole, active negligence or willful misconduct. The parties intend that this provision shall be broadly construed to effectuate its purpose. (B) CONTRACTOR shall not engage in unlawful employment discrimination, including but not limited to, employment discrimination based upon a person's race, religious creed, color, national origin, ancestry, disability or medical condition, marital status, citizenship, gender, or sexual orientation. (C) CONTRACTOR shall make all disclosures required by CLIENT'S conflict of interest code in accordance with the category designated by CLIENT.

ARTICLE 2 PAYMENT

As full consideration and compensation for the CONTRACTOR'S performance of this Agreement, CLIENT shall pay the CONTRACTOR the Contract Amount stated on the Cover in accordance with the Payment Schedule stated on the Cover.

ARTICLE 3 TERM AND TERMINATION OF AGREEMENT.

SECTION 3.1 CONTRACT TERM. This Agreement shall become effective on the Effective Date stated on the Cover and shall continue in full force and effect thereafter until and including the Termination Date stated on the Cover (" Contract Term") , unless this Agreement is terminated during the Contract Term in accordance with Section 3.2 below.

SECTION 3.2 GROUND FOR TERMINATION. This Agreement shall terminate upon expiration of the Contract Term . During the Contract Term, a Party may terminate this Agreement as marked on the Cover: (A) With or without cause: A Party, with or without cause , may terminate this Agreement by giving the other Party written notice for the Notice Period stated on the Cover; or (B) With cause only: A Party may terminate this Agreement only upon the other Party's material breach of one or more provisions of this Agreement and after the non-breaching Party has given the breaching Party written notice for the Notice Period stated on the Cover and an opportunity, within 30 days of the date on which the non-breaching Party received the breaching Party's notice, to cure the material breach and to notify the other Party in writing when such cure has been completed; if the material breach has not been cured upon expiration of the 30 days or any extension thereof agreed upon by the Parties, this Agreement shall terminate effective 12:00 midnight on the 30th day or the last day of the extension (if any) without any further notice or action by any Party.

SECTION 3.3 RIGHTS AND OBLIGATIONS UPON TERMINATION . Upon termination of this Agreement, CLIENT shall pay for all Services that the CONTRACTOR performed before the effective date of termination , such payment to be made within 30 days of the effective date of termination and CLIENT'S receipt of the CONTRACTOR invoice. The provisions of this Section shall survive the termination of this Agreement.

SECTION 3.4 FORCE MAJEURE. A Party is not liable for failing or delaying performance of this Agreement due to events that are beyond the Party's reasonable control and occurring without its fault or negligence , for example, acts of God such as tornadoes, lightning, earthquakes, hurricanes, floods , or other natural disasters (collectively "Force Majeure"} provided that the Party has notified the other Party in writing of the occurrence of the Force Majeure except that a Force Majeure shall not excuse Client's payment of any portion of the Contract Amount that is due to the CONTRACTOR where the CONTRACTOR has performed the Services for which payment is sought and submitted an invoice to CLIENT.

ARTICLE 4 INSURANCE

CONTRACTOR, at its cost and throughout the contract term, shall maintain in effect insurance or self-insurance that complies, at a minimum, with the following requirements and shall provide written proof of such insurance to the CLIENT upon the CLIENT'S request: (A) Professional Liability with limits of not less than $1,000,000 per accurrence and $1,000,000 aggregate.

ARTICLE 5 INDEMNITY.

Each Party's indemnity, defense , and hold harmless obligations to the other Party under this Agreement shall be as follows : (A) a Party (**"Indemnitor"**) shall indemnify and hold harmless the other Party (**"Indemnitee"**) to the full extent permitted by California laws for any Loss (excluding attorney' s fees and litigation costs that the Indemnitee or a Third Party incurred or paid related to the Loss or the Claim that resulted in the Loss) sustained by the Indemnitee or a Third Party only in proportion to the Indemnitor's liability based on a Final Determination; and (B) each Party shall defend and pay for all of its attorney's fees and litigation costs related to any Claim or Loss without any right against or from the other Party for indemnity and/or hold harmless of such costs and fees, or any right for defense. A Party who intends to seek or seeks indemnity and/or hold harmless for any Loss from the other Party: (1) shall notify the other Party in writing and within a reasonable time after the Party knows or becomes aware of any Claim that may or will result in a Loss, describing, if known or determinable, the pertinent circumstances, all entities and persons involved, and the amount being claimed; and (2} shall not settle or otherwise resolve the Claim until it has notified the other Party of the Claim in accordance with the preceding provision (1) and given the other Party written notice and an opportunity to participate in and to consent to the settlement or resolution of the Claim, which consent the other Party shall not unreasonably withhold. A Party's obligations under this Article are not limited to or by any insurance that it maintains or the lack of insurance but apply to the full extent permitted by California laws , and shall survive the termination of this Agreement. **"Claim"** means any claim, demand, lawsuit, cause of action, action, cross-complaint, cross-action, and/or proceeding arising out of, resulting from , or relating to this Agreement where there has been no Final Determination. **"Loss"** means any bodily injury, property damage , personal injury, advertising injury, liability , loss, judgment, expense , and/or cost arising out of, resulting from, or relating to this Agreement and for which there has been a Final Detennination that a Party is or both Parties are liable . **"Third Party"** means a person who or an entity that is not a Party to this Agreement and is not employed by, contracted with, whether directly or through a subcontract of any level , or otherwise retained by a Party to act for or on the Party's behalf. **"Final Determination"** means any judgment, order, or decision by a court of competent jurisdiction or a governmental entity with jurisdiction to render such judgment, order, or decision where the judgment, order, or decision is not subject to appeal or the period for an appeal has expired.

ARTICLE 6 DISPUTE RESOLUTION

The Parties shall meet and confer in good faith to resolve any disputes between them arising out of, resulting from, or relating to this Agreement. During any dispute, CONTRACTOR decision, for the time being, shall prevail and each Party shall perform this Agreement as The CONTRACTOR directs without prejudice to a Final Determination, as this term is defined in Article 5 above. During a dispute regarding payment under this Agreement, CLIENT shall pay the CONTRACTOR the portion of the Contract Amount that is undisputed and due to the CONTRACTOR, of a disputed portion of the Contract Amount is detennined in a Final Determination to be due to CONTRACTOR. CLIENT shall pay such amount to CONTRACTOR within 30 days of a Final Determination. Except for an action to preserve the status quo and/or prevent irreparable harm, a Party shall not commence any cause of action, action, lawsuit, or proceeding arising out of, resulting from, or relating to this Agreement until after complying with the provisions of this Article. The provisions of this Article shall survive the termination of this Agreement. (A) In any action brought by either party to enforce the terms of this Agreement, the prevailing party shall be entitled to recover its reasonable attorney's fees.

ARTICLE 7 GENERAL PROVISIONS

SECTION 7.1 ENTIRE AGREEMENT, CONFLICTS, EXECUTION, AMENDMENT, AND WAIVER. This Agreement is a complete and exclusive statement of the Parties' Agreement under Code of Procedure 1856. **If any deletion, interlineation, or change, whether typewritten or handwritten, appears on this Ageement, the deletion or change Shall be effective only if the initial of each Party's authorized designee appears beside the deletion or change.** This Agreement consists of and, unless specifically stated elsewhere in this Agreement or an amendment, any conflicts or inconsistancies in thisAgreement shall be resolved by giving precendence as follows: the cover, these General Terms and Conditions, any exhibit or attachment that is specifically stated as being a part of this Agreement, Required Documents marked as required on the Cover, and any amendment entered into by the Parties in accordance with this Section. The Parties may excute this Agreement and any amendment hereto in counterparts such that each Party's signature is on a seperate page. A copy or an original of this Agreement with the Parties' Signatures, whether original or transmitted by electronic means, shall be deemed a fully executed contract. The Parties may amend or waive any convenant, term, or condition of this Agreement only by a writing executed by them. (A) CONTRACTOR is employed to perform unique personal services. There shall be no assignment of this Agreement by CONTRACTOR without prior written consent of CLIENT.

SECTION 7.2 INTERPRETATION; APPLICABLE LAWS, TIME ZONE; VEN; SEVERABILITY, AND SURVIVAL OF TERMINATION. This Agreement is to be interpreted according to its fair meaning and not strictly for or against any Party, and under California laws without giving effect to California's choice of law provisions that may result in the application of the laws of another juridisction. Each Party shall comply with all federal and California laws applicable to its performance of this Agreement. Each provision of law required t be inserted in or that applies to this Agreement shall be deemed inserted herein, an this Agreement shall be read and enforced as though such provision of law is inserted herein; however, if any conflict or inconsistency exists between as provision in this Agreement and a provision in applicable law(s), The provision on this Agreement shall govern except where the provision in this Agreement is specifically prohibited or deemed void by the applicable law(s) in which case the provision in the applicable law(s) shall govern. If this Agreement is funded with any federal funds, each Party shall comply with federal suspension and debament regulations, including Executive Order 12549 (29 C. F. R. Part 98). Each Party shall comply with the terms and conditions of each grant (if any) that provides funding for this Agreement. All dates and times stated in this Agreement shall be according to Agreement shall be adjudicated in the state of federal court in Fresno, California provided that Contractor does not hereby waive any immunity to suit, if a court of competent jurisdiction holds any provision of this Agreement void, illegal, or unenforceable, this Agreement shall remain in full force and effect and shall be interpreted as though such invalidated provision is not a part of this Agreement and the remaining provisions shall be construed to preserve the Parties's intent in this Agreement. Any provision in this Agreement that by its nature applies after, or is specifically stated to survive, the termination of this Agreement shall survive the termination of this Agreement.

SECTION 7.3 INDEPENDENT CONTRACTOR, ASSIGNMENT, TRANSFER, AND SUBCONTRACT. Each Party is an independent contractor, and it's officers, employees, and agents are not, and shall not represent themselves as, officers, employees, or agents of the other Party. This Agreement does not and shall not be construed to create an agency relationship, partnership, or joint venture between the Parties. A Party and its officers, employees, agents and any other person performing services on its behalf shall not have any right or claim against the other Party for wages or employee compesation, social security benefits, workers compensation benefits, health benefits, vacation, sick leave, or any other employee benefits of any kind. A Party shall not assign, transfer, or subcontract any or all of its obligations and/or rights under the Agreement, including by operation of law or change of control or merger, without the other Party's prior written consent; however, this shall not prohibit CONTRACTOR from contracting or subcontracting with a thrid party to provide any or all of the Services required of CONTRACTOR under this Agreement.

SECTION 7.4 NOTICES. Except as may be specifically stated otherwise in this Agreement in which case such provision shall govern to the extent provided therein, each Party shall give any notices demands, and all other communications required or permitted under this Agreement in writing and by one of the following methods to the other Party at the address, FAX number, and/or email stated on the Cover, delivery to be effective upon receipt thereof by the other Party: (A) hand delivery (B) sent by a reputable overnight courier services that tracks the delivery; (C) sent by certified mail, return receipt requested, first class postage prepaid; or (D) sent by regular mail and transmitted by facsimile or e-mail; and if to CONTRACTOR a copy thereof , not to include and communications regarding normal implementation of this Agreement by facsimile to CONTRACTOR, CLIENT shall submit all payments to the attention of Robust PFT, 5434 N. Lucy Ruiz Ave Fresno CA, 93723. Either Party may change its contact person and/or contact information stated on the Cover by notifying the other Party of the particular change and the effective date thereof in accordance with this Section. The provisions of this Section shall survive the termination of this Agreement.

SOUTH MONTEREY COUNTY JOINT UNION HIGH SCHOOL DISTRICT

SUBJECT: Approval of 2017-2018 Contract with Peter Sansom **MEETING:** June 26, 2017

AGENDA SECTION:

☐ **ACTION**

☐ **INFORMATION**

X ACTION/CONSENT

GOVERNING BOARD

Board Goals:

_____ Improve, Monitor and Sustain Student Achievement
_____ Improve School Climate in Support of Teaching, Learning and Student Safety
_____ Develop/Sustain Fiscal Solvency
_____ Ensure that Facilities are Safe for Staff and Students
X Ensure Compliance with Education/Other Codes/Updating Board Policies and Administrative Regulations

Summary:
This is the annual contract for the District's Special Education Attorney.

Recommendation:
It is recommended that the Board of Education approve the 2017-2018 contract with Peter Sansom

Fiscal Impact:
Not to exceed $50,000 from Special Ed Funds.

Submitted By:

Carla Morris
Special Education Manager

Approved:

Daniel R. Moirao, Ed.D.
Superintendent

LAW OFFICE OF PETER SANSOM

AGREEMENT FOR LEGAL SERVICES

THIS AGREEMENT is effective July 1, 2017, by and between the South Monterey County Joint Union High School District ("Client") and the Law Office of Peter Sansom ("Attorney").

In consideration of the promises and the mutual agreements hereinafter contained, Client and Attorney agree as follows:

Client hires attorney as Client's legal counsel with respect to matters Client specifically refers to Attorney. Attorney shall provide legal services as reasonably required to represent Client in such matters, take reasonable steps to keep Client informed of significant developments and respond to Client's inquiries regarding those matters. Client understands that Attorney cannot guarantee any particular results, including the costs and expenses of representation.

Client agrees to pay Attorney for services rendered to Client based upon the attached rate schedule. Agreements for legal fees on other-than-an-hourly basis may be made by mutual agreement for special projects. Attorney shall send Client a statement for fees and costs incurred every calendar month. Statements shall set forth the amount, rate and description of services provided. Client has agreed to pay Attorney's statements within thirty (30) days after receipt. An interest charge of one percent (1%) per month shall be assessed on balances that are more than thirty (30) days past due. In addition to regular telephone, mail and other common business communication methods, Client authorizes Attorney to use facsimile transmissions, cellular telephone calls and unencrypted email, and other computer transmissions in communicating with Client. Unless otherwise instructed by Client, any such communications may include confidential information.

Client may discharge Attorney at any time by written notice. Unless otherwise agreed, and except as required by law, Attorney will provide no further services hereunder after receipt of such notice. Attorney may withdraw its services hereunder with Client's consent or as allowed or required by law, upon ten (10) days written notice. Upon discharge or withdrawal, Attorney shall transition all outstanding legal work and services to others as Client shall direct.

IN WITNESS WHEREOF, the parties have signed this Agreement for Legal Services.

South Monterey County JUHSD

_____

South Monterey County JUHSD
Representative
Date:_____

LAW OFFICE OF PETER SANSOM

Peter Sansom

Date: May 23, 2017

LAW OFFICE OF PETER SANSOM

PROFESSIONAL RATE SCHEDULE
(*Effective July 1, 2017 for the 2017-2018 School Year*)

1. HOURLY PROFESSIONAL RATES

Client agrees to pay Attorney by the following standard hourly rate:

Attorney	$235 per hour

Time is billed in increments of six (6) minutes and rounded up to the nearest increment evenly divisible by six (e.g., 28 minutes is rounded up to 30 minutes, which is .5 of an hour or $117.50).

The Law Office of Peter Sansom shall charge its hourly rate for round-trip travel time from our office to the destination required by Client. Additionally, actual travel expenses as described below will be billed.

2. COSTS AND EXPENSES

In-Office copying	$0.10 per page
Incoming Facsimile	No Charge
Outgoing Facsimile	No Charge
Postage	Actual Usage
Mileage	IRS Standard Rate

Other costs, such as messenger, airfare and lodging shall be charged on an actual and necessary basis with prior approval from Client. If Client requires Attorney to work during normal mealtimes, Attorney shall bill Client for meals not in excess of $15 per meal.

SOUTH MONTEREY COUNTY JOINT UNION HIGH SCHOOL DISTRICT

SUBJECT: Approval of 2017-2018 Contract with Monarch Behavior Solutions

MEETING: June 26, 2017

AGENDA SECTION:

☐ **ACTION**

☐ **INFORMATION**

X ACTION/CONSENT

GOVERNING BOARD

Board Goals:

_____ Improve, Monitor and Sustain Student Achievement
_____ Improve School Climate in Support of Teaching, Learning and Student Safety
_____ Develop/Sustain Fiscal Solvency
_____ Ensure that Facilities are Safe for Staff and Students
X Ensure Compliance with Education/Other Codes/Updating Board Policies and Administrative Regulations

Summary:
This is the annual contract for BCBA services form Monarch Behavior Solutions.

Recommendation:
It is recommended that the Board of Education approve the 2017-2018 contract with Monarch Behavior Solutions.

Fiscal Impact:
Not to exceed $50,000 from Special Ed Funds.

Submitted By:

Carla Morris
Special Education Manager

Approved:

Daniel R. Moirao, Ed.D.
Superintendent

SOUTH MONTEREY COUNTY JOINT UNION HIGH SCHOOL DISTRICT
800 BROADWAY
KING CITY, CA 93930

AGREEMENT TO FURNISH CONSULTANT SERVICES

Pursuant to California Education Code 10400, South Monterey County Joint Union High School District, hereinafter called "District," has need of the specialized services Monarch Behavior Solutions an independent contractor, hereinafter called "Consultant," for the period specified in Article I. "TERM."

Consultant shall be, for the purposes of this agreement, an independent contractor and shall not be deemed an employee of the District for any purpose.

District may provide such supplies and equipment as shown herein for the convenience of CONSULTANT and such accommodation shall not operate as an indication of employment.

I. TERM:

The effective date of the agreement is July 1, 2017 and terminates June 30, 2018 unless sooner terminate as provided herein.

II. PAYMENT LIMIT

- One Consultant shall be compensated at the rate of $110 per hour
- Two Consultants shall be compensated at the rate of $200 per hour
- Travel fees will be applied for travel time between Atascadero, CA and school site location and between school site location and Atascadero, CA. Travel fees will be charged at the hourly rate.
- Total payment(s) to Consultant, under this contract shall not exceed $50,000.

III. DISTRICT OBLIGATION:

Inconsideration of Consultant's provision of service(s) as described in the Consultants Services Description and subject to the payment limit expressed herein, the District shall pay the Consultant, upon documented evidence of completion of service(s), payment according to the fee schedule listed within thirty (30) days of billing.

IV. CONSULTANT'S OBLIGATION

The consultant shall provide service(s) as described in the Consultant Service Description.

V. CONSULTANT SERVICE DESCRIPTION

The consultant will provide Board Certified Behavior Analyst (BCBA) level consultation. The nature of consultation services will be applied behavior analytic (ABA) and will include the following activities:
1) direct observations of students in various environments, 2) review of relevant student records, 3) meetings with IEP team members, 4) review of data, 5) providing recommendations to IEP team, including administrators, 6) email and phone correspondence, 7) participation in IEP meetings, 8) written reports, as needed, and 9) staff training and fidelity checks.

VI. CONFIDENTIALITY

In the course of performing consulting services, the parties realize that the Consultant may come in contact with or become familiar with information which may be considered confidential. Consultant agrees to keep all such information confidential and not to discuss or divulge it to anyone other than South Monterey County Joint Union High School District.

VII. ASSIGNMENT

This agreement is for personal services to be performed by Consultant and may not be assigned to, sub-let to or performed by any person or persons who are not parties hereto except by employees of Consultant whose names and qualifications have been approved by District.

VIII. TERMINATION OF AGREEMENT

This agreement shall terminate on the last day as written in Article I except:

a. District may terminate agreement at any time if Consultant does not perform, or refuses to perform according to this Agreement.

b. District and Consultant may terminate agreement at any time with mutual written consent.

c. In the event of early termination, Consultant shall be paid for all work or services performed to the date of termination together with an amount for approved expenses due and owing.

IX. DISTRICT'S RIGHT OF RETENTION

District shall become the owner of and entitled to exclusive possession of all records, documents, files, graphs, photographic or other reproductions of any kind produced in the scope of services performed and no other uses thereof will be permitted except by permission of the District.

X. EXTENSION OF TERM

By mutual consent of the parties hereto the term of service described herein in Article I may be extended by reformation of this Agreement and the attachment hereto of an addendum mutually executed setting forth the extended term.

XI. SIGNATURES

These signatures attest the parties' agreement hereto:

Lindsey Reifinger, M.Ed., BCBA
Director/Behavior Consultant

5/31/2017
Date

Tax ID: 45-4418579
Social Security Number of Consultant *

Daniel Moirao, Ed.D., Superintendent
South Monterey County Joint Union High School District

Date

* *Whenever organizational names are used, the Employer IRS Identification Number must be used instead of a Social Security Number.*

Preferred contact information:

Lindsey Reifinger, M.Ed., BCBA
CONSULTANT / TITLE (Please Print)

Mailing Address (number, street name, city, state and zip code: Please Print)

Phone number Cell Phone

Account code: _____

CBO signature _____ Date: _____

Routing:
1. Immediate supervisor
2. CBO, for coding and presentation to Board
3. After Board (State Administrator) approval, CBO for processing

SOUTH MONTEREY COUNTY JOINT UNION HIGH SCHOOL DISTRICT

SUBJECT: Approval of the Memorandum of Understanding for Participation in the Center for Teacher Innovation Induction Program 2016-2019

MEETING: June 26, 2017

AGENDA SECTION:

☐ **ACTION**

☐ **INFORMATION**

X ACTION/CONSENT

GOVERNING BOARD

Board Goals:

_____ Improve, Monitor and Sustain Student Achievement
_X_ Improve School Climate in Support of Teaching, Learning and Student Safety
_____ Develop/Sustain Fiscal Solvency
_____ Ensure that Facilities are Safe for Staff and Students
_____ Ensure compliance with Education/Other Codes/Updating Board Policies and Administrative Regulations

Summary:
This is the second year of a three-year Memorandum of Understanding. In addition, there a modification to the agreement attached.

This program is a formal, structured system of support and assessment which assists participating teachers to advance to the California Professional Clear Credential. The Center for Teacher Innovating represents a large consortium of county offices of education (Monterey, Riverside, Inyo, Mono, and San Bernardino) as well as many other public school agencies. This is an online program.

Recommendation:
It is recommended that the Board of Education approve continuing with Memorandum of Understanding and Agreement for Participation in the Center for Teacher Innovation Induction Program with Modification, 2016-2019.

Fiscal Impact:
$2,200 per teacher candidate/per school year. We estimate 10 teachers participating with an estimated cost of $22,000. Additional funds will need to be expended for the site face-to-face Reflective Coaches. General Fund

Submitted By:

Sherrie S. Castellanos
Chief Business Official

Approved:

Daniel R. Moirao, Ed.D.
Superintendent

RIVERSIDE COUNTY SUPERINTENDENT OF SCHOOLS
3939 Thirteenth Street/P.O. Box 868
Riverside, California 92502

MEMORANDUM OF UNDERSTANDING AND AGREEMENT FOR PARTICIPATION IN THE CENTER FOR TEACHER INNOVATION INDUCTION PROGRAM 2016-2019

This 3-Year MOU/Agreement, effective **July 1, 2016**, is by and between **Riverside County Superintendent of Schools**, hereinafter referred to as the "SUPERINTENDENT," and **South Monterey County Joint Union High School District** hereinafter referred to as the "EMPLOYING AGENCY."

RECITALS

The SUPERINTENDENT sponsors a Commission on Teacher Credentialing (CTC) accredited program for the General Education Induction Program and Clear Education Specialist Induction Program and is authorized to recommend clear credentials for program completers. The Center for Teacher Innovation (CTI) is the SUPERINTENDENT's facilitator of its teacher induction programs.

NARRATIVE

The purpose of this MOU/Agreement is to establish a formal working relationship between the parties to this MOU/Agreement: and to set forth the operative conditions, which will govern this partnership. The SUPERINTENDENT and the EMPLOYING AGENCY will form a partnership in providing and coordinating services as part of the Center for Teacher Innovation Induction Program, hereafter referred to as the SUPERINTENDENT's CTI Induction Programs, the program sponsor for the Riverside County Office of Education's Center for Teacher Innovation Induction Programs (CTI Induction).

Each new participating teacher, Candidate, is embarking on a great professional journey in this next phase of his/her teaching career. The intent of induction is to build on the preparation each Candidate has received to become a teacher in order to transform his/her academic preparation into practical success in the classroom. THE SUPERINTENDENT's most important goal is to support each Candidate in the process of honing his/her teaching practice through induction. With a trained Reflective Coach (mentor teacher), the Candidate will reflect on his/her teaching practice and his/her students' learning. Each Candidate will participate in reflective conversations and classroom observations with his/her Reflective Coach that are intended to promote his/her success and the success of his/her students.

All induction activities are embedded completely in each Candidate's current teaching assignments, and thus are intended solely to enhance each Candidate's professional experience and growth. The induction process, although a carefully thought out and systematic approach to teacher development, is also inherently individualized.

The Center for Teacher Innovation's General Education and Education Specialist Induction Programs facilitate and enhance authentically supportive, meaningful professional growth experiences for all teachers enrolled and participating in the program.

AGREEMENTS

The EMPLOYING AGENCY agrees to:

1. The EMPLOYING AGENCY agrees to participate in the SUPERINTENDENT'S CTI Induction Programs for each of the EMPLOYING AGENCY's eligible Candidates. The EMPLOYING AGENCY will be responsible to pay all applicable enrollment/participation fee(s) to the SUPERINTENDENT for each enrolled Candidate each enrollment year.

   All Candidates must complete an online enrollment form each enrolled year and be fully eligible to officially participate in the SUPERINTENDENT's CTI Induction Programs.

2. The EMPLOYING AGENCY further agrees to:

   a. Appoint an authorized designee to fulfill the EMPLOYING AGENCY designated Agency Representative (AR) role for all its participating teachers (Candidates) and Reflective Coaches enrolled in the SUPERINTENDENT's CTI Induction Program.

      i. Identify and notify the SUPERINTENDENT of all eligible Candidates to be enrolled in the CTI Induction Program to receive program services as described by the state guidelines and CTI.

      ii. Identify all school sites with CTI Induction eligible Candidates and distribute CTI Induction Program provided information to all site administrators with Candidates employed at their respective school sites within the EMPLOYING AGENCY.

      iii. Communicate regularly with the SUPERINTENDENT's assigned program manager.

   b. Carefully select and hire highly qualified and exemplary experienced teachers as Reflective Coach(es) to perform as an exceptional professional role model for each EMPLOYING AGENCY's enrolled Candidate assigned, who will meet the following criteria.

Possess:	Description:
	A California Clear and/or Level II Teaching Credential.
	A minimum of 3 years of exemplary teaching experience within an accredited (K-12) California school for students.
	Relevant knowledge of the context and culture of his/her assigned Candidate(s).
	Experience with teacher development and adult learning theory.

Demonstrate:	Description:
	Expert instructional practice as verified through administrative evaluation.
	Resourcefulness in meeting beginning teacher needs.
	A commitment to professional learning.
	Student-centered approach to professional practice.
	Instructional strategies for differentiation and equity relative to diversity and student achievement.

c. Monitor the effectiveness of all qualified EMPLOYING AGENCY Reflective Coaches enrolled in the CTI Induction Program. Affirm that all its Reflective Coach(es) have fulfilled all program responsibilities before issuance of final stipend payment.

d. Provide EMPLOYING AGENCY selected Reflective Coach(es) the opportunity to participate in Reflective Coach Professional Learning Sessions provided by the SUPERINTENDENT's CTI Induction Program.

e. Provide CTI Induction Program enrolled Candidates opportunities for one-to-one or small group consultations with their assigned Reflective Coach (es).

f. Pay the SUPERINTENDENT an annual enrollment/participation fee (Program Facilitation Fee and applicable CTI Provided Reflective Coach Fee) per each Candidate, per program year, enrolled during the term of this agreement. The total amount of this MOU/Agreement shall not exceed the fees listed below per Candidate, per enrolled year, without prior written notification by the SUPERINTENDENT to the EMPLOYING AGENCY.

g. In addition to the *Program Facilitation Fees* the EMPLOYING AGENCY agrees to pay the SUPERINTENDENT any and all applicable *Reflective Coach Stipend Costs,* as outlined in the listed chart below, during the term of this agreement for each ***CTI Induction Program Provided Reflective Coach specific to each program year.***

Payment is due to the SUPERINTENDENT within 30 days of the EMPLOYING AGENCY's receipt of the SUPERINTENDENT's invoice.

Program Facilitation Fees			
Number of Candidates Per Agency	*2016-2017*	*2017-2018*	*2018-2019*
1-15	*$2,000.00*	*$2,200.00*	*$2,400.00*
16-50	*$1,800.00*	*$2,000.00*	*$2,200.00*
51-100	*$1,600.00*	*$1,800.00*	*$2,000.00*
100+	*$1,500.00*	*$1,700.00*	*$1,900.00*

CTI Provided Reflective Coach Fees						
Number of Candidates Per Agency	*2016-2017*		*2017-2018*		*2018-2019*	
	Employing Agency Provided Reflective Coach (Per Candidate)	*CTI Induction Program Provided Reflective Coach (Per Candidate)*	*Employing Agency Provided Reflective Coach (Per Candidate)*	*CTI Induction Program Provided Reflective Coach (Per Candidate)*	*Employing Agency Provided Reflective Coach (Per Candidate)*	*CTI Induction Program Provided Reflective Coach (Per Candidate)*
Blended (Face-to-Face)	*$0.00*	*$2,500.00*	*$0.00*	*TBD**	*$0.00*	*TBD**
Online	*$0.00*	*$2,000.00*	*$0.00*	*TBD**	*$0.00*	*TBD**

*CTI Provided Reflective Coach Fees would be determined at the beginning of each fiscal year starting in 2017-2018.

The total of this MOU/Agreement shall not exceed the applicable Program Facilitation Fees and applicable CTI Induction Program Provided Reflective Coach Stipend Costs, per Candidate each program year, listed below, without prior written notification by the SUPERINTENDENT to the EMPLOYING AGENCY.

h. All payment(s) are due to the SUPERINTENDENT by the EMPLOYING AGENCY within 30 days of each invoice submitted by the SUPERINTENDENT to the EMPLOYING AGENCY. All payments need to be submitted to the attention of Accounts Receivable, P.O. Box 868, Riverside, CA 92502.

i. Notify the SUPERINTENDENT within two (2) weeks of each CANDIDATE and/or COACH no longer actively participating in the CTI Induction Program by submitting a "Enrollment Status Change Request" Form for each individual through the CTI eConnect System.

j. Understand that the recommendation for the Clear Credential for all eligible Candidates will be processed by the SUPERINTENDENT for each Candidate who has met all Clear Credential requirements upon receipt by the SUPERINTENDENT of each Candidate's "Request for Clear Credential Recommendation" form; the EMPLOYING AGENCY's full payment of all enrollment/participation fees on behalf of the Candidate; and the required CANDIDATE paid Clear Credential recommendation fee.

The SUPERINTENDENT agrees to:

a. Provide the CTI Induction Program's proprietary system of support and individualized learning to participating teachers (Candidates) with preliminary General Education and Education Specialist credentials as they fulfill the requirements of the California clear credential for general education and/or special education teachers. The customized CTI Induction program includes:

   i. Access to a Learning Management System (LMS) that promotes and supports 21st century learning.

   ii. Focus on the implementation of the California Standards and the California Standards for the Teaching Profession.

   iii. Support for the Candidates in designing and implementing equitable and inclusive learning environments which strive to minimize bias in classrooms, while using culturally responsive pedagogical practices.

b. Provide appropriate staff to operate and administer the CTI Induction programs.

c. To promote the professional practice and well-being of enrolled Candidates as they work with carefully selected and trained Reflective Coaches. In this relationship Candidates and Reflective Coaches will build upon their professional knowledge; teaching skills; and demonstrate their abilities to enhance the academic achievement and overall growth of students.

d. Establish, coordinate, and provide initial and ongoing Reflective Coach Professional Learning sessions online and face-to-face for all officially enrolled Reflective Coaches. This training will focus on the specific coaching skills needed to support the unique needs of the enrolled Candidates. This will include techniques that enhance reflective conversations, constructive feedback, and observations of instruction.

e. Provide materials and informational support to the EMPLOYING AGENCY's site administrators related to their role in supporting the Induction process for officially enrolled Candidates at their site.

f. Provide the EMPLOYING AGENCY with recruiting materials to inform prospective teaching Candidates that the EMPLOYING AGENCY is offering/providing a Commission on Teacher Credentialing (CTC) accredited Induction Program for the new teaching Candidates to enroll in and participate.

g. Appoint a program manager to fulfill the program manager roles and responsibilities for the actual numbers of Candidates in the CTI Consortium Professional Teacher Induction Program.

h. Carry-out all Commission on Teacher Credentialing required accreditation activities, including but not limited to:

i. Payment of all CTC Accreditation Fees Annually
ii. Submission of Biennial Reports
iii. Submission of Program Assessment Documents
iv. Preparation for and Facilitation of CTC Site Accreditation Visits
v. Participate in Program Evaluation and State Reviews

i. Provide designated staff (program manager) to facilitate program implementation through regular communication with EMPLOYING AGENCY authorized designee (agency representative).

j. Provide opportunities for Candidates and Reflective Coaches to earn low cost university professional learning credits for program participation through specific partnering Institutions of Higher Education.

k. Provide opportunities for Candidates to earn low cost university units towards a Master's Degree through specific partnering Institutions of Higher Education.

l. Establish and maintain accurate records and reports, which includes the following:

1. Program required online enrollment form for each Candidate and each Reflective Coach.
2. Copies of all formative assessment completion records of participation for each Candidate and each Reflective Coach.
3. Induction Program Completion Requirements document upon completion of each year of the CTI Induction Program.
4. Maintenance of an information management system for program completion, credential, and enrollment/participation fee tracking of each Candidate.

m. Monitor all Candidate and Reflective Coach progress and completion each program year.

n. Provide the EMPLOYING AGENCY access to and/or reports from its Information Management System for the EMPLOYING AGENCY to monitor enrollment and completion progress of each of its Candidates and Reflective Coaches officially enrolled in the CTI Induction Program.

o. Provide advisement and assistance to all officially enrolled Candidates to ensure their knowledge of all processes and requirements to be eligible for the Clear Credential recommendation.

p. Submit to the Commission on Teacher Credentialing the recommendation for the Clear Credential for all eligible Candidates who have met all Clear Credential requirements upon receipt of each Candidate's "Request for Clear Credential Recommendation" form; the EMPLOYING AGENCY's full payment of the enrollment/participation fee on behalf of the Candidate; and the required CANDIDATE paid Clear Credential recommendation fee.

q. Provide for the EMPLOYING AGENCY the Commission on Teacher Credentialing (CTC) and California Department of Education (CDE) all accreditation report documents and other information requested on all matters related to the CTI Induction Program's requirements and activities.

r. Charge the EMPLOYING AGENCY the applicable Program Facilitation Fees and CTI Induction Program Provided Reflective Coach Stipend Costs, per Candidate enrolled, per enrolled year, during the term of this agreement, as described in 2(g). The total amount of this MOU/Agreement shall not exceed the fees listed above per Candidate, per enrolled year, without prior written notification by the SUPERINTENDENT to the EMPLOYING AGENCY.

s. SUPERINTENDENT will collect enrollment/participation fee(s) directly from the EMPLOYING AGENCY for all Candidate(s) of the EMPLOYING AGENCY enrolled each year in the SUPERINTENDENT's CTI Induction Program via an invoice submitted to the EMPLOYING AGENCY after the enrollment period has closed for each program year.

t. Submit an invoice to the EMPLOYING AGENCY in order for the EMPLOYING AGENCY to process payment to the SUPERINTENDENT for all its Candidates who have been or currently are enrolled in the CTI Induction Program.

u. All payment(s) are due to the SUPERINTENDENT by the EMPLOYING AGENCY within 30 days of each invoice submitted by the SUPERINTENDENT to the EMPLOYING AGENCY. All payments need to be submitted to the attention of Accounts Receivable, P.O. Box 868, Riverside, CA 92502.

v. Provide the EMPLOYING AGENCY a Statement of Account, periodically or upon request, of the EMPLOYING AGENCY's fee(s) due to the SUPERINTENDENT related to program enrollment of Candidates each program year; as well as, maintain all the EMPLOYING AGENCY's funding documentation required by CTI and the state.

w. In the event that the EMPLOYING AGENCY is unable to provide a reflective coach, the SUPERINTENDENT will hire, assign, monitor, and pay reflective coaches using the same criteria outlined in section 2(b) of the EMPLOYING AGENCY's responsibilities. SUPERINTENDENT will be reimbursed by the EMPLOYING AGENCY for CTI Induction Program provided Reflective Coaches at the rate reflected on the table in section 2(g).

It is Further agreed to as follows:

1. The term of this MOU/Agreement shall be from **July 1, 2016**, to and including **June 30, 2019**. Either party may discontinue this MOU/Agreement by giving written notice eight (8) months in advance of the final date.

2. Contract and monitoring responsibilities for this MOU/Agreement rest with the SUPERINTENDENT.

3. Any and all products developed by the SUPERINTENDENT's induction programs are the exclusive property of the SUPERINTENDENT.

4. The SUPERINTENDENT and the SUPERINTENDENT's induction programs shall have the authority to adapt and adopt materials developed by the SUPERINTENDENT's induction programs for dissemination purposes.

5. It is agreed that the EMPLOYING AGENCY or any employee or agent of the EMPLOYING AGENCY is acting as an independent contractor and not as an agent or employee of the said SUPERINTENDENT.

6. The EMPLOYING AGENCY certifies that it is aware of the laws of the state of California requiring the employer to be insured against liability for Worker's Compensation and shall comply with such laws during the term of this contract.

7. The parties hereto, and each of them, do hereby mutually agree to indemnify, defend, save, and hold harmless each other, and their respective officers, agents, servants, and employees, from any and all liability, claims demands, debts, suits, actions and causes of action, including wrongful death and reasonable attorneys fees for the defense thereof, arising out of or in any manner connected with the performance of any act or deed under or pursuant to the terms and provisions of this MOU/Agreement by such indemnifying party, or its officers, agents, servants, and employees.

8. Neither this MOU/Agreement nor any duties or obligations under this MOU/Agreement may be assigned by EMPLOYING AGENCY without the prior written consent of the SUPERINTENDENT.

9. The EMPLOYING AGENCY and all of the EMPLOYING AGENCY'S employees or agents shall secure and maintain in force such licenses and permits that are required by law, in connection with the furnishing of materials, supplies, or services herein listed.

10. This contract may be amended only by the mutual written consent of the parties hereto, except that the SUPERINTENDENT may unilaterally amend the contract to accomplish the below-listed changes:

    a. Decreases in dollar amounts.
    b. Administrative changes that do not affect the contractual rights of the parties.
    c. Changes as required by law.

IN WITNESS WHEREOF, the parties hereto have executed this MOU/Agreement on the day and year first above written.

Riverside County Superintendent of Schools

Signed _____
Authorized Signature

Barbara Howard, Executive Director
Center for Teacher Innovation
Printed Name and Title

Date _____

South Monterey County Joint Union High School District

Signed _____
Authorized Signature

_____

Date _____

Agency Contact Information:

Diana Jimenez
(831) 385-0606 Ext 4315
djimenez@smcjuhsd.org

RIVERSIDE COUNTY SUPERINTENDENT OF SCHOOLS
3939 Thirteenth Street/P.O. Box 868
Riverside, California 92502

MODIFICATION
(Employing Agency Expense)
2016-2019

This is modification number **1** dated **April 1, 2017**, to Agreement Number **IN20350** between **Riverside County Superintendent of Schools** and **South Monterey County Joint Union High School District**, for participation in the **Center For Teacher Innovation Induction Program - Distance.**

This agreement is modified in accordance with the Term Amendment clause as follows:

Employing Agency agrees to renew for the 2017 – 2018 fiscal year, which is effective **July 1, 2017 through June 30, 2018**. This is year 2 of a 3-year agreement.

The following verbiage has been added regarding "Active" and "Inactive" enrollment status.
The agency agrees:

If a CANDIDATE's status changes from "Active" to "Inactive" at any time during enrollment in his/her enrolled program year, the Program Facilitation Fee and applicable CTI Provided Reflective Coach Fee for the CANDIDATE will be adjusted according to the 2017-18 Program Enrollment Proration Fee Schedules, Appendix A, and the EMPLOYING AGENCY agrees to pay all applicable prorated fees per CANDIDATE this applies to. These proration fee schedules apply to all blended and online enrolled CANDIDATES.

The Superintendent agrees:

If a CANDIDATE's status changes from "Active" to "Inactive" at any time during enrollment in his/her enrolled program year, the Program Facilitation Fee and applicable CTI Provided Reflective Coach Fee for the CANDIDATE will be adjusted according to the 2017-18 Program Enrollment Proration Fee Schedules, Appendix A, and the SUPERINTENDENT agrees to charge the EMPLOYING AGENCY all applicable prorated fees per CANDIDATE this applies to. These proration fee schedules apply to all blended and online enrolled CANDIDATES.

Listed below are the revised **2017-2018 CTI Provided Reflective Coach Fees.**

CTI Reflective Coach Fees		
Number of Candidates Per Agency	2017 - 2018	
	Employing Agency Provided Reflective Coach (Per Candidate)	CTI Induction Program Provided Reflective Coach (Per Candidate)
Blended (Face-to-Face)	$0.00	$2,500.00
Online	$0.00	$2,000.00

In addition, the **2017-2018 CTI Induction Program Enrollment Proration Fee Schedules for Employing Agencies**, is attached to this modification and identified as **Appendix A.**

APPENDIX A

2017-2018 CTI Induction Program Enrollment Proration Fee Schedules for Employing Agencies

If a Candidate's status changes from "Active" to "Inactive" at any time during enrollment in his/her enrolled program year, the Program Facilitation Fee and applicable CTI Provided Reflective Coach Fee for the Candidate will be adjusted according to the 2017-18 Program Enrollment Proration Fee Schedules listed below and the EMPLOYING AGENCY agrees to pay all applicable prorated fees per CANDIDATE this applies to. These proration fee schedules apply to all blended, online, and distance enrolled Candidates.

Period in which "Inactive" Status was submitted:	Prorated Fee Amount Due:
August 4, 2017 – November 3, 2017	0%
November 4, 2017 – December 31, 2017	25%
January 1, 2018 – February 28, 2018	50%
March 1, 2018 – June 30, 2018	No Proration Available

To receive a prorated Program Facilitation Fee and applicable CTI Provided Reflective Coach Fee for a Candidate who is not going to complete his/her CTI Induction Program the following will have to occur:

- The Candidate's Employing Agency shall submit an "Enrollment Status Change Request" Form though the CTI eConnect system requesting an enrollment status change of the Candidate who is no longer to be enrolled in the 2017-18 CTI Induction Program.
- The effective date of the prorated fee will be based on the date the "Enrollment Status Change Request" Form is submitted and received by the CTI Induction Program.

For any "Inactive" Candidate returning to "Active" status in 2017-18, the Employing Agency will be charged the full Program Facilitation Fee and full applicable CTI Provided Reflective Coach Fee.

Period in which "Inactive" Status was submitted:	Prorated Fee Amount Due:
August 4, 2017 – November 3, 2017	25%
November 4, 2017 – December 31, 2017	50%
January 1, 2018 – February 28, 2018	75%
March 1, 2018 – June 30, 2018	No Proration Available

All other terms and conditions of the agreement shall remain the same.

[x] Employing Agency's signature is required on this modification.

Riverside County Superintendent of Schools

Signed _____
Authorized Signature

Barbara Howard, Executive Director
Center for Teacher Innovation
Printed Name

Date: 5/23/17

South Monterey County Joint Union High School District

Signed _____
Authorized Signature

_____
Printed Name

Date _____

Agency Contact Information:

Laura Mendez
(831) 385-0606
lmendez@smcjuhsd.org

SOUTH MONTEREY COUNTY JOINT UNION HIGH SCHOOL DISTRICT

SUBJECT: Approval of the California School Boards Association Gamut Online Service Agreement 2017/18

MEETING: June 26, 2017

AGENDA SECTION:

☐ **ACTION**

☐ **INFORMATION**

X ACTION/CONSENT

GOVERNING BOARD

Board Goals:

_____ Improve, Monitor and Sustain Student Achievement
_____ Improve School Climate in Support of Teaching, Learning and Student Safety
_____ Develop/Sustain Fiscal Solvency
_____ Ensure that Facilities are Safe for Staff and Students
X Ensure compliance with Education/Other Codes/Updating Board Policies and Administrative Regulations

Summary:
This is the annual renewal for the Gamut Online which provides updates on Board Policies.

Recommendation:
It is recommended that the Board of Education approve the CSBA Gamut Online Service Agreement.

Fiscal Impact:
$2,270, General Fund

Submitted By:

Sherrie S. Castellanos
Chief Business Official

Approved:

Daniel R. Moirao, Ed.D.
Superintendent

CALIFORNIA SCHOOL BOARDS ASSOCIATION
GAMUT ONLINE SERVICE AGREEMENT

This GAMUT Online Agreement (Agreement) is entered into between the California School Boards Association (CSBA) and South Monterey County Joint Union HSD of King City, California (District) and shall be effective on the date executed by District.

WHEREAS CSBA is a statewide membership association for California school districts and county offices of education.

WHEREAS California school districts and county offices of education, including District, are required by law to establish policies and procedures for the governance and operations of educational programs and other activities for which they are responsible.

WHEREAS CSBA has written or developed, and as necessary, updates, a reference policy manual, including sample policies, regulations, bylaws, and exhibits, based on applicable state and federal law.

WHEREAS subject to the terms and conditions of this Agreement, CSBA grants school districts and county offices of education which are CSBA members in good standing a nontransferable and nonassignable access to its reference policy manual.

NOW THERFORE, CSBA and District in consideration of the covenants herein contained, and other good and valuable consideration, agree as follows:

I. CSBA RESPONSIBILITIES

CSBA agrees to the following:

a. Provide online access to CSBA's reference policy manual, including sample policies, regulations, bylaws, and exhibits and links to related policy resources through GAMUT, CSBA's web-based policy hosting platform

b. Provide regular notifications of policy updates, sent to the District Liaison through email or other means of electronic communications.

c. Provide District with user accounts to access GAMUT.

II. DISTRICT RESPONSIBILITIES

District accepts responsibility for updating and maintaining District policies consistent with applicable laws and agrees to the following:

a. Comply with the GAMUT Online License Agreement (Attachment A).

b. Designate a member of its administrative staff to serve as the District Liaison ("Liaison") to CSBA and advise CSBA of the name of the Liaison. The Liaison shall be responsible for all contacts with CSBA and the Policy Services Consultant, and for timely submitting to CSBA all information and documents to be provided by District under this Agreement. If District Liaison is not designated, the official who signs this Agreement on behalf of District shall be deemed the Liaison.

c. This Agreement automatically renews and the fees therefor are due on July 1 each year.

d. The CSBA samples policies, regulations, bylaws, and exhibits to which District is given access are CSBA's proprietary materials, they are provided for the District's sole use, and they may not be transmitted, reproduced, or distributed to others, in whole or in parts, without CSBA's written consent.

III. FEES AND PAYMENT SCHEDULE

a. In consideration for the services provided by CSBA under this Agreement, District shall pay an annual fee of $2270.00 to CSBA, based on the CSBA payment schedule for GAMUT Online Service.

b. CSBA shall have the right to adjust the annual fee to reflect changes in the cost of providing services described in this Agreement. CSBA, through its regular billing process, shall provide notice of any such change by June 1 each year, and District shall have the right to cancel this Agreement in accordance with the terms and provisions contained herein.

c. The annual fee shall be due and payable on July 1 each year and CSBA reserves the right to suspend any services of this Agreement if payment is not received by August 31 of that year.

IV. TERM

a. The term of this Agreement shall commence upon the mutual execution of this Agreement by the undersigned agents of CSBA and District and shall remain in effect and be deemed automatically renewed July 1 of each year unless terminated by either District or CSBA in a written notice delivered to the other party no later than June 15.

b. In the event District fails to maintain its membership in CSBA or to timely pay the annual fees described in Section III of this Agreement, CSBA shall have no obligation to perform any services under this Agreement.

V. COPYRIGHT

a. All copies of CSBA's sample policies, regulations, bylaws, and exhibits, including electronic, digital, or other data storage device containing such materials, as well as the materials made available through CSBA's GAMUT website, are for District's sole use and shall not be made available for use outside of District.

b. District shall comply with the GAMUT End User License Agreement attached to the District's GAMUT Online Service Agreement with CSBA.

VI. DISCLAIMER OF WARRANTY

a. District acknowledges that by providing the services described in this Agreement, CSBA, its employees, agents, representatives and consultants are neither acting as District's legal counsel nor providing legal advice or counsel to District.

b. CSBA policy services provide sample policies, administrative regulations, bylaws and exhibits as a resource for school districts and county offices of education in developing their own policy manual and are not intended for exact replication or as a substitute for legal advice. CSBA's samples are a reflection of current law and do not necessarily express the personal or political opinions or viewpoints of CSBA, its Board of Directors, or its employees.

c. Although CSBA's sample policies, regulations, bylaws and exhibits have been carefully crafted and thoroughly reviewed, they contain no warranty as to their sufficiency for addressing District's specific legal situations. District is cautioned to seek the advice of its legal counsel when confronted with legal questions or situations requiring legal advice.

VII. MISCELLANEOUS

a. This Agreement and any Attachments hereto contain all of the terms and conditions agreed upon by CSBA and District relating to the matters covered by this Agreement, and supersede any and all prior and contemporaneous agreements, negotiations, correspondence, understandings, and communications between CSBA and District, whether oral or written, respecting the matters covered by this Agreement.

b. This Agreement may be modified or amended only by a writing signed by the CSBA and District, or their authorized representatives.

c. The language in all parts of this Agreement, unless otherwise stated, shall be construed according to its plain and ordinary meaning. This Agreement shall be construed pursuant to California law, without regard to conflict of law principles.

d. This Agreement may be executed in one or more counterparts which, taken together, shall be deemed to constitute one and the same document. An executed copy of this Agreement shall be valid as an original. Signatures of the Parties transmitted by facsimile or email shall be deemed binding.

VIII. CANCELLATION

a. Either CSBA or District may terminate this Agreement at any time by providing at least thirty (30) days notice in writing to the other party.

b. CSBA may terminate this contact if District fails to maintain its membership in CSBA or to timely pay the annual fees described in Section III of this Agreement.

c. District understands and acknowledges that no refunds of any fees described in Section III of this Agreement will be given by CSBA if District cancels this Agreement after September 1 of the fiscal year.

California School Boards Association	South Monterey County Joint Union HSD
Robert Tuerck	Name of Official
Sr. Director, Policy Development & Governance Technology Title of Official	Title of Official
Date	Date

Please sign both copies of this Agreement. One copy is to be retained by the district and one copy is to be returned to CSBA Policy Services, 3251 Beacon Blvd., West Sacramento, CA 95691.

Attachment A

CALIFORNIA SCHOOL BOARDS ASSOCIATION
GAMUT ONLINE LICENSE AGREEMENT

This licensing agreement is incorporated by reference in the GAMUT Online Service Agreement and the terms and conditions stated herein shall have the same effect as if expressly stated in the GAMUT Online Service Agreement.

NOTICE TO USER - California School Boards Association (CSBA) is the sole and exclusive owner of the GAMUT Online policy information system (PIS) and hereby grants a nontransferable, nonassignable license to use the GAMUT Online PIS under the terms and conditions of this agreement. By using the GAMUT Online PIS, licensee agrees to all the terms and conditions of this agreement. Any licensee who does not agree with the terms and conditions of this agreement must notify CSBA that they do not agree and CSBA will terminate the licensee's user accounts.

PROPRIETARY RIGHTS - The GAMUT™ software and accessible data are valuable property of CSBA. Licensee will not make or have made, or permit to be made, any copies of the software, documentation, or any portion thereof. The software provides access to data which licensee is authorized to adapt or customize for its sole and exclusive use or benefit. Licensee agrees not to modify, adapt, translate, decompile, disassemble the software or create derivative works based on the software. Licensee agrees not to distribute the accessible data, passwords, or other access information to anyone other than its employees and officials.

TRADE SECRET - Licensee acknowledges that the software is confidential in nature and constitutes a trade secret of CSBA. Licensee agrees not to sell, rent, license, distribute, transfer, or directly or indirectly permit the sale, rental, licensing, distribution, or transfer of the software to any other party, either during the term of this agreement or thereafter. Licensee agrees to use its best efforts to prevent inadvertent disclosure of the software to any third party during the term of this agreement or thereafter.

LIMITED WARRANTY - The GAMUT Online PIS is provided "as is" without warranty of any kind, either expressed or implied, including, but not limited to, the implied warranties of merchantability and fitness for a particular purpose. CSBA does not warrant that functions contained in the GAMUT Online PIS program will meet the user's requirements or that the operation of the program will be uninterrupted or error free. CSBA does not warrant the accessible data to be error free.

NO LIABILITY FOR CONSEQUENTIAL DAMAGES - In no event shall CSBA be liable for any damages whatsoever (including, without limitation, damages for loss of profits and/or savings, business interruption, loss of business information or other pecuniary losses) arising from use or inability to use the GAMUT Online PIS.

LICENSEE'S RESPONSIBILITIES - Licensee is responsible for insuring the proper configuration of any hardware used in operating GAMUT Online PIS and for establishing and implementing procedures necessary for the fulfillment of licensee's obligations under this agreement. Licensee agrees to inform all of the licensee's users of licensee's obligations and responsibilities under this agreement including, but not limited to, the nondistribution requirement.

SOUTH MONTEREY COUNTY JOINT UNION HIGH SCHOOL DISTRICT

SUBJECT: Approval to Award Contract with Tombleson Inc., for Sitework and Hookups for Relocatables at GHS 2017/18

MEETING: June 26, 2017

AGENDA SECTION:

☐ **ACTION**

☐ **INFORMATION**

X ACTION/CONSENT

GOVERNING BOARD

Board Goals:

_____	Improve, Monitor and Sustain Student Achievement
_____	Improve School Climate in Support of Teaching, Learning and Student Safety
_____	Develop/Sustain Fiscal Solvency
X	Ensure that Facilities are Safe for Staff and Students
X	Ensure compliance with Education/Other Codes/Updating Board Policies and Administrative Regulations

Summary:
The District prepared bid documents and went out to bid for the Greenfield Relocatable Classrooms at Greenfield HS. The bid opening occurred June 13, 2017. The bid results and recommendation is to award the contract to Tombelson Incorporated.

Recommendation:
It is recommended that the Board of Education approve awarding the Sitework and Hookups for Relocatable Buildings at GHS to Tombelson Inc.

Fiscal Impact:
$224,875, General Fund

Submitted By:

Sherrie S. Castellanos
Chief Business Official

Approved:

Daniel R. Moirao, Ed.D.
Superintendent

AGREEMENT BETWEEN OWNER AND CONTRACTOR

This Agreement effective June 27, 2017, by and between
South Monterey County Joint Union High School District, Monterey County, California, hereinafter called the "Owner" and Tombelson, Inc. hereinafter called the "Contractor."

WITNESSETH: That the Contractor and the Owner for the consideration hereinafter named agree as follows:

ARTICLE I. SCOPE OF WORK. The Contractor agrees to furnish all labor, equipment and materials, including tools, implements, and appliances required, and to perform all the work in a good and workmanlike manner, free from any and all liens and claims from mechanics, material suppliers, subcontractors, artisans, machinists, teamsters, freight carriers, and laborers required for:

Greenfield High School 2017, Relocatable Project

all in strict compliance with the plans, drawings and specifications therefore prepared by:

Teter, Architects & Engineers Connected, Fresno, CA
559-437-0887, Contact Lynn Lyle (lynn.lyle@teterae.com)

and other contract documents relating thereto.

ARTICLE II. CONTRACT DOCUMENTS. The Contractor and the Owner agree that all of the documents listed in Article 1.1.1 of the General Conditions form the Contract Documents which form the Contract.

ARTICLE III. TIME TO COMPLETE AND LIQUIDATED DAMAGES. Time is of the essence in this contract, and the time of completion for this Project shall be 120 **calendar days** from the date established in the Owner's Notice to Proceed. Failure to complete the Project within the time and in the manner provided for by the Contract Documents shall subject the Contractor to liquidated damages. The actual occurrence of damages and the actual amount of the damages which the Owner would suffer if the Project were not completed within the specified times set forth are dependent upon many circumstances and conditions which could prevail in various combinations and, from the nature of the case, it is impracticable and extremely difficult to fix the actual damages. Damages which the Owner would suffer in the event of delay include, but are not limited to, loss of the use of the Project, disruption of activities, costs of administration, supervision and the loss suffered by the public.

Accordingly, the parties agree that the amount herein set forth shall be the amount of damages which the Owner shall directly incur upon failure of the Contractor to complete the Project within the time specified: $250.00 for each calendar day by which completion of the Project is delayed beyond the completion date.

If the Contractor becomes liable under this section, the Owner, in addition to all other remedies provided by law, shall have the right to withhold any and all retained percentages of payments and/or progress payments, and to collect the interest thereon, which would otherwise be or become due the Contractor until the liability of the Contractor under this section has been finally determined. If the retained percentages and withheld progress payments appear insufficient to discharge all liabilities of the Contractor incurred under this Article, the Contractor and its sureties shall continue to remain liable to the Owner for such liabilities until all such liabilities are satisfied in full.

If the Owner accepts any work or makes any payment under this Agreement after a default by reason of delays, the payment or payments shall in no respect constitute a waiver or modification of any Agreement provisions regarding time of completion and liquidated damages.

ARTICLE IV. PAYMENT. The Owner agrees to pay the Contractor in current funds for the performance of the Contract Two Hundred, Twenty-Four Thousand, Eight Hundred Seventy-Five dollars and no cents ($224,875.00) and to make payments on account thereof as provided in the General Conditions.

ARTICLE V. CHANGES. Changes in this Agreement or in the Work to be done under this Agreement shall be made as provided in the General Conditions.

ARTICLE VI. TERMINATION. The Owner or Contractor may terminate the Contract as provided in the General Conditions.

ARTICLE VII. PREVAILING WAGES. Pursuant to the provisions of Section 1770 et seq. of the Labor Code of the State of California, which are hereby incorporated by reference and made a part hereof, the Director of Industrial Relations has determined the general prevailing rate of per diem wages and the general prevailing rate for holiday and overtime work in the locality in which the work is to be performed, for each craft, classification or type of worker needed to execute this Contract. Per diem wages shall be deemed to include employer payments for health and welfare, pension, vacation, apprenticeship or other training programs, and similar purposes. Copies of the rates are on file at the Owner's principal office. The rate of prevailing wage for any craft, classification or type of workmanship to be employed on this Project is the rate established by the applicable collective bargaining agreement which rate so provided is hereby adopted by reference and shall be effective for the life of this Agreement or until the Director of the Department of Industrial Relations determines that another rate be adopted. It shall be mandatory upon the Contractor and on any subcontractor to pay not

less than the said specified rates to all workers employed in the execution of this Agreement.

The Contractor and any subcontractor under the Contractor as a penalty to the Owner shall forfeit not more than Fifty Dollars ($50.00) for each calendar day or portion thereof for each worker paid less than the stipulated prevailing rates for such work or craft in which such worker is employed. The difference between such stipulated prevailing wage rates and the amount paid to each worker for each calendar day or portion thereof for which each worker was paid less than the stipulated prevailing wage rate shall be paid to each worker by the Contractor.

The Contractor and each Subcontractor shall keep or cause to be kept an accurate record for work on this Project showing the names, addresses, social security numbers, work classification, straight time and overtime hours worked and occupations of all laborers, workers and mechanics employed by them in connection with the performance of this Contract or any subcontract thereunder, and showing also the actual per diem wage paid to each of such workers, which records shall be open at all reasonable hours to inspection by the Owner, its officers and agents and to the representatives of the Division of Labor Law Enforcement of the State Department of Industrial Relations.

ARTICLE VIII. WORKING HOURS. In accordance with the provisions of Sections 1810 to 1815, inclusive, of the Labor Code of the State of California, which are hereby incorporated and made a part hereof, the time of service of any worker employed by the Contractor or a Subcontractor doing or contracting to do any part of the Work contemplated by this Agreement is limited and restricted to eight hours during any one calendar day and forty hours during any one calendar week, provided, that work may be performed by such employee in excess of said eight hours per day or forty hours per week provided that compensation for all hours worked in excess of eight hours per day, and forty hours per week, is paid at a rate not less than one and one-half (1½) times the basic rate of pay. The Contractor and every Subcontractor shall keep an accurate record showing the name of and the actual hours worked each calendar day and each calendar week by each worker employed by them in connection with the Work. The records shall be kept open at all reasonable hours to inspection by representatives of the Owner and the Division of Labor Law Enforcement. The Contractor shall as a penalty to the Owner forfeit Twenty-five Dollars ($25.00) for each worker employed in the execution of this Agreement by the Contractor or by any subcontractor for each calendar day during which such worker is required or permitted to work more than eight hours in any one calendar day, and forty hours in any one calendar week, except as herein provided.

ARTICLE IX. APPRENTICES. The Contractor agrees to comply with Chapter 1, Part 7, Division 2, Sections 1777.5 and 1777.6 of the California Labor Code, which are hereby incorporated and made a part hereof. These sections require that contractors and subcontractors employ apprentices in apprenticeable occupations in a ratio of not less than one hour of apprentice's work for each five hours of work performed by a

journeyman (unless an exemption is granted in accordance with Section 1777.5) and that contractors and subcontractors shall not discriminate among otherwise qualified employees as indentured apprentices on any public works solely on the ground of sex, race, religious creed, national origin, ancestry or color. Only apprentices as defined in Labor Code Section 3077, who are in training under apprenticeship standards and who have signed written apprentice agreements, will be employed on public works in apprenticeable occupations. The responsibility for compliance with these provisions is fixed with the Contractor for all apprenticeable occupations.

ARTICLE X. INDEMNIFICATION AND INSURANCE. The Contractor will defend, indemnify and hold harmless the Owner, its governing board, officers, agents, trustees, and employees against and from any and all liability for damages on account of injury to or death of persons or damage to property or delay or damage to another contractor resulting from or arising out of or in any way connected with the performance by the Contractor of this Agreement and reimburse the Owner for all costs, attorney's fees, expenses and loss incurred by it in consequence of any claims, demands, and causes of action which may be brought against it arising out of the performance by the Contractor of this Agreement. This indemnification shall be in addition to the other indemnification provisions contained in the Contract Documents.

By this statement the Contractor represents that it has secured the payment of Workers' Compensation in compliance with the provisions of the Labor Code of the State of California and during the performance of the work contemplated herein will continue so to comply with said provisions of said Code. The Contractor shall supply the Owner with certificates of insurance evidencing that Workers' Compensation Insurance is in effect and providing that the Owner will receive thirty (30) days' notice of cancellation.

Contractor shall provide the insurance set forth in the General Conditions. The amount of general liability insurance shall be $1,000,000 per occurrence for bodily injury, personal injury and property damage and the amount of automobile liability insurance shall be $1,000,000 per accident for bodily injury and property damage combined single limit.

ARTICLE XI. ENTIRE AGREEMENT. The Contract constitutes the entire agreement between the parties relating to the Project, and supersedes any prior or contemporaneous agreement between the parties, oral or written, including the Owner's award of the Project to Contractor, unless such agreement is expressly incorporated herein. The Owner makes no representations or warranties, express or implied, not specified in the Contract. The Contract is intended as the complete and exclusive statement of the parties' agreement pursuant to Code of Civil Procedure section 1856.

ARTICLE XII. EXECUTION OF OTHER DOCUMENTS. The parties to this Agreement shall cooperate fully in the execution of any and all other documents and in the completion of any additional actions that may be necessary or appropriate to give full force and effect to the terms and intent of the Contract.

ARTICLE XIII. EXECUTION IN COUNTERPARTS. This Agreement may be executed in counterparts such that the signatures may appear on separate signature pages. A copy, or an original, with all signatures appended together, shall be deemed a fully executed Agreement.

ARTICLE XIV. BINDING EFFECT. Contractor, by execution of this Agreement, acknowledges that Contractor has read this Agreement and the other Contract Documents, understands them, and agrees to be bound by their terms and conditions. The Contract shall inure to the benefit of and shall be binding upon the Contractor and the Owner and their respective successors and assigns.

ARTICLE XV. SEVERABILITY. If any provision of the Contract shall be held invalid or unenforceable by a court of competent jurisdiction, such holding shall not invalidate or render unenforceable any other provision hereof. The Contract shall be governed by the laws of the State of California and venue shall be in the appropriate Superior Court in Monterey County, California.

ARTICLE XVI. AMENDMENTS. The terms of the Contract shall not be waived, altered, modified, supplemented or amended in any manner whatsoever except by written agreement signed by the parties and approved or ratified by the Governing Board.

ARTICLE XVII. ASSIGNMENT OF CONTRACT. The Contractor shall not assign or transfer by operation of law or otherwise any or all of its rights, burdens, duties or obligations without the prior written consent of the surety on the payment bond, the surety on the performance bond and the Owner.

ARTICLE XVIII. WRITTEN NOTICE. Written notice shall be deemed to have been duly served if delivered in person to the individual or member of the firm or to an officer of the corporation for whom it was intended, or if delivered at or sent by registered or certified or overnight mail to the last business address known to the person who gives the notice.

TOMBLESON INCORPORTATED

SOUTH MONTEREY COUNTY JOINT UNION HIGH SCHOOL DISTRICT

SIGNED BY (Contractor)

DANIEL MOIRAO
SUPERINTENDENT (Title)

CONTRACTOR'S LICENSE NO.

LICENSE EXPIRATION DATE

NOTE: Contractor must give the full business address of the Contractor and sign with Contractor's usual signature. Partnerships must furnish the full name of all partners and the Agreement must be signed in the partnership name by a general partner with authority to bind the partnership in such matters, followed by the signature and designation of the person signing. The name of the person signing shall also be typed or printed below the signature. Corporations must sign with the legal name of the corporation, followed by the name of the state of incorporation and by the signature and designation of the chairman of the board, president or any vice president, and then followed by a second signature by the secretary, assistant secretary, the chief financial officer or assistant treasurer. All persons signing must be authorized to bind the corporation in the matter. The name of each person signing shall also be typed or printed below the signature. Satisfactory evidence of the authority of the officer signing on behalf of a corporation shall be furnished.

SOUTH MONTEREY COUNTY JOINT UNION HIGH SCHOOL DISTRICT

SUBJECT: Approval of the Proposals Della Mora Heating

MEETING: June 26, 2017

AGENDA SECTION:

☐ **ACTION**

☐ **INFORMATION**

X ACTION/CONSENT

GOVERNING BOARD

Board Goals:

_____	Improve, Monitor and Sustain Student Achievement
_____	Improve School Climate in Support of Teaching, Learning and Student Safety
_____	Develop/Sustain Fiscal Solvency
X	Ensure that Facilities are Safe for Staff and Students
X	Ensure compliance with Education/Other Codes/Updating Board Policies and Administrative Regulations

Summary:
We have had several HVAC systems that have failed or in need of repairs. Della Mora has provided three proposal for King City HS. 1. Repair of Room 111; 2. Replace Server Room HVAC; 3. Install Ventilation system over Plasma Cutter in Metal Shop.

Recommendation:
It is recommended that the Board of Education approve the proposals for Della Mora to repair, replace and install HVAC at King City High School.

Fiscal Impact:
$20,810 Routine Restricted Maintenance

Submitted By:

Sherrie S. Castellanos
Chief Business Official

Approved:

Daniel R. Moirao, Ed.D.
Superintendent

"Proposal"
Della Mora Heating, Sheet Metal
& Air Conditioning, Inc.
3332 Paul Davis Drive #1
Marina, CA 93933
Lic #696294
Ph (831)883-4500 Fx (831)883-2800

PROPOSAL SUBMITTED TO:
King City High School
District Office
800 Broadway
King City, Ca.
Attn: Ms. Sherry Castellano
Ph: 831-385-0606

Date 5/3/2017

PROJECT: Refrigerant Compressor Replacement heat pump that cools Room 111 at King City High School.

We propose to provide labor, materials, equipment, insurance and transportation in order to complete the following Scope of Work:
- Reclaim refrigerant from unit as required by EPA.
- Disconnect piping and electrical from the refrigerant compressor in the existing Heat Pump that conditions air to room 111.
- Provide and install new refrigerant compressor.
- Connect existing piping and electrical to new compressor.
- Charge system with R-407-C refrigerant to proper level.
- Start up units and verify proper operation.

The total cost for completion of the above stated scope of work is: $2,490.00

In addition to items which are not stated above this PROPOSAL DOES NOT INCLUDE the following: Permits or related Fees; Hazardous Material Identification or removal; overtime or after hours work.

This proposal may be withdrawn by us, without notice, if not accepted within 30 days.

ACCEPTANCE OF PROPOSAL: The above prices, specifications and conditions are satisfactory, and (I) (We) hereby authorize the performance of this work. We agree to pay 10% prior to material procurement and any balance due upon completion of the above scope of work.

Print name and title: _____ Date: _____

Signed: _____

"Proposal"

Della Mora Heating, Sheet Metal &
Air Conditioning, Inc.
3332 Paul Davis Drive #1
Marina, CA 93933
Lic #696294
Ph (831)883-4500 Fx (831)883-2800

PROPOSAL SUBMITTED TO:
King City High School District
800 Broadway
King City, Ca.
Attn: Ms. Sherry Castellano

Date: 6/13/17

PROJECT: Replace existing Ductless Split System Air Conditioning unit that conditions King City High Server Room.

We are pleased to have the opportunity to propose to provide all labor, equipment, materials, transportation and insurance in order to execute the following scopes of work:

- Reclaim refrigerant, per EPA requirement, disconnect, demo and dispose of existing Fujitsu ductless split system indoor fancoil and Fujitsu ductless split system outdoor condensing unit.
- Install in locations of existing (1) each Mitsubishi, 2 ton, cooling only ductless split system indoor fancoil and matching Mitsubishi ductless split system outdoor condensing unit
- Connect existing electrical and control wiring to new fancoil and condensing unit.
- Connect existing refrigerant piping to new fancoil and condensing unit.
- Connect existing condensate drain piping to new fancoil and condensing unit.
- Provide (1) Digital wireless remote controller.
- Perform equipment start up and verify proper operation.

The total cost for the above scope of work is: $4,370.00

____Customer agrees to contact permit center, procure permit and schedule inspection and meet with the inspector.
____If you would like us to procure the permit we will. The expense is not included, therefore we will additionally charge a standard Permit Fee of $120.00 plus the cost of the permit.

In addition to items which are not included above **this proposal Does Not include the following:** Permits and related fees; Hazardous material identification or removal; overtime or after hours work; Line Voltage electrical work; Drywall patching; painting or coating.

This proposal may be withdrawn, without notice, if not accepted within 30 days.

ACCEPTANCE OF PROPOSAL: The above prices, specifications and conditions are satisfactory, and I hereby authorize the performance of this work. We agree to pay 10% deposit prior to equipment purchase and we agree to pay any balance due upon completion of the above scope of work.

Owner or Owners Rep.(Print):_____ Date_____

Signature and Title:_____

Please initial next to all accepted options.

Della Mora Heating, Sheet Metal
& Air Conditioning, Inc.
3332 Paul Davis Drive #1
Marina, CA 93933
Lic #696294
Ph (831)883-4500 Fx (831)883-2800

PROPOSAL SUBMITTED TO:
King City High School District
800 Broadway
King City, Ca.
Attn: Ms. Sherry Castellano

Date: 6/13/17

PROJECT: Exhaust for Welding Shop Plasma Cutting Table.

We are pleased to have this opportunity to propose to provide labor, materials, equipment, transportation and insurance in order to complete the following scopes of work:

- Cut (3) 12" X 12" holes in bottom of existing Hypertherm Powermax 1000 plasma cutting system table.
- Install (3) 12" X 12" sleeves between plasma table to new exhaust duct.
- Fabricate and install adequately sized 22ga. Galv. Steel exhaust duct from sleeves to roof mounted upblast exhaust Fan..
- Cut hole through roofing and roof structure near plasma table.
- Fabricate and install galv. steel roof jack with new fan roof curb.
- Install 5000 CFM exhaust fan on new roof curb.
- Install electrical from existing local panel to new fan and new disconnect.
- Install wall switch to control exhaust fan.

The total cost for the above listed scope of work is: $13,950.00

In addition to items which are not listed above **this Proposal DOES NOT INCLUDE the following:** Hazardous materials identification or removal; Permits or related Fees; overtime or after hours work, Air balance; electrical panel upgrade other then installation of new breaker; Roofing or Roof Patching.

This proposal may be withdrawn by us, without notice, if not accepted within 30 days of the above date.

ACCEPTANCE OF PROPOSAL: The above prices, specifications and conditions are satisfactory, and I hereby authorize the performance of this work. We to agree to pay any balance due upon completion of the above scope of work.

Date: _____
Print: _____ Title: _____
Signed: _____

SOUTH MONTEREY COUNTY JOINT UNION HIGH SCHOOL DISTRICT

SUBJECT: Approval of 2017-2018 Contract with MCOE for transportation services

MEETING: June 26, 2017

AGENDA SECTION:

☐ **ACTION**

☐ **INFORMATION**

X ACTION/CONSENT

GOVERNING BOARD

Board Goals:

_____ Improve, Monitor and Sustain Student Achievement
_____ Improve School Climate in Support of Teaching, Learning and Student Safety
_____ Develop/Sustain Fiscal Solvency
_____ Ensure that Facilities are Safe for Staff and Students
X Ensure Compliance with Education/Other Codes/Updating Board Policies and Administrative Regulations

Summary: This is a contract between MCOE and SMCJUHSD. The County Office of Education would provide transportation to our students at GHS, KCHS and Soledad ATP program.

Recommendation:
It is recommended that the Board of Education approve the 2017-2018 contract with MCOE for transportation services.

Fiscal Impact:
Approximately $230,000 already allocated in budget from special education funds

Submitted By:

Carla Morris
Special Education Manager

Approved:

Daniel R. Moirao, Ed.D.
Superintendent

2017-2018
MEMORANDUM OF UNDERSTANDING BETWEEN
THE MONTEREY COUNTY OFFICE OF EDUCATION AND
THE SOUTH MONTEREY COUNTY JOINT UNION HIGH SCHOOL DISTRICT

This memorandum of understanding is entered on the 1st day of July 2017, between the Monterey County Office of Education (MCOE) and South Monterey County Joint Union High School District (SMCJUHSD) in order to provide the district with transportation services upon request and in the event of an emergency. The MCOE will be providing the transportation vehicle(s) and driver(s) responsible for transporting the SMCJUHSD students.

List of Student(s) Being Transported:
The MCOE Transportation department will provide transportation based on the student's school Calendar. ***See attached Student List.***

Transportation for additional students must be made in writing to the following parties:
Joshua Jorn, Executive Director of General Services AND
Ruben Parra, Manager of Transportation

Service Rates:

- One full route: **$102,000**
- Individual student on an existing MCOE route: **$4.50/mile**
- Field Trips: **$40.00/hour plus $3.50/mile**

Payment for Services:
SMCJUHSD will be invoiced for services provided plus state approved Indirect Cost of 10.74% for the 2017-18 school year. Payment for the transportation services will be due upon receipt of MCOE's annual invoice.

Indemnity:
Each Party shall indemnify, defend, and hold harmless the other Party and its officers, employees, agents, and volunteers from and against any and all claims, suits, actions, causes of action, losses, damage, or liabilities of any kind, nature or description, brought by any person or persons for or on account of any loss, damage, or injury to person, property or any other interest, tangible or intangible, sustained by or accruing to any person or persons, howsoever the same may be caused, directly or indirectly except for intentional acts, arising or resulting from any alleged acts or omission of the indemnifying Party, its officers, employees, agents or subcontractors arising out of or resulting from the performance of this Agreement.

Said contract shall be in force from July 1, 2017 to June 30, 2018. Either party reserves the right to terminate with 60 day notice for any reason if the arrangement is not beneficial to MCOE or to SMCJUHSD students. **Notification for continued services into the 2018-2019 school year must be given in writing to MCOE no later than April 15, 2018.**

South Monterey County Joint Union High School District	Monterey County Office of Education
_____	_____
Authorized Signature Date	Garry P. Bousum Date Associate Superintendent Finance and Business

SOUTH MONTEREY COUNTY JOINT UNION HIGH SCHOOL DISTRICT

SUBJECT: Memorandum of Understanding (MOU) between the County of Monterey and South Monterey County Joint High School District for the term August 1, 2017 through June 30, 2018.

MEETING: June 26, 2017

AGENDA SECTION:

X ACTION

☐ **INFORMATION**

☐ **ACTION/CONSENT**

GOVERNING BOARD

Board Goals:

X	Improve, Monitor and Sustain Student Achievement
	Improve School Climate in Support of Teaching, Learning and Student Safety
	Develop/Sustain Fiscal Solvency
	Ensure that Facilities are Safe for Staff and Students
X	Ensure Compliance with Education/Other Codes/Updating Board Policies and Administrative Regulations

Summary:
The County provides behavioral health services through the Health Department's Behavioral Health Bureau and to the extent that annual funding allows, is committed to assisting schools in SMCJUHSD with the provision of therapeutic services to students who require them and have an IEP. This will be for one Full Teacher Equivalent (1 FTE)

Recommendation:
It is recommended that the Board of Education approve the MOU between SMCJUHSD and Monterey County Department of Health for mental health services.

Fiscal Impact:
Not to exceed $101,322.09 from the Special Education budget.

Submitted By:

Steve James, Ed.D
Director Alternative Placement

Approved:

Daniel R. Moirao, Ed.D.
Superintendent

MEMORANDUM OF UNDERSTANDING
BETWEEN
THE COUNTY OF MONTEREY, BY AND THROUGH
THE COUNTY OF MONTEREY HEALTH DEPARTMENT,
BEHAVIORAL HEALTH BUREAU
AND
SOUTH MONTEREY COUNTY JOINT UNION HIGH SCHOOL DISTRICT

This Memorandum of Understanding (hereafter referred to as "MOU") is made and entered into by and between the Monterey County Health Department, Behavioral Health Bureau (hereinafter referred to as "County") and the **South Monterey County Joint Union High School District** (hereinafter referred to as "District" or "School District"), together referred to as "Parties" and singularly as "Party."

RECITALS:

WHEREAS, the School District is the recipient of Local Control Funding Formula (LCFF) funds due to changes in the FY 2013–14 State budget package which replaced the previous K–12 finance system with the new LCFF;

WHEREAS, the School District is required to develop a Local Control and Accountability Plan (LCAP) and has identified in that plan the need to provide therapeutic services to students who require such services;

WHEREAS, the County provides behavioral health services through the Health Department's Behavioral Health Bureau and to the extent that annual funding allows, is committed to assisting schools in Monterey County with the provision of therapeutic services to students who require them;

WHEREAS, the School District has requested assistance from the County for the provision of therapeutic services to enrolled students; and

NOW THEREFORE, this MOU is created for the purpose of setting forth the terms and conditions under which the County and the District will collaborate to ensure provision of therapeutic services to the students of the District.

1. **Term of MOU**

   This MOU shall be in full force commencing **August 1, 2017 and ending June 30, 2018,** unless terminated or amended pursuant to this MOU.

2. **Services and Responsibilities of the County**

   a. The County will assign to District **1.00** Full Time Equivalent ("FTE") County Psychiatric Social Worker(s) ("County Therapists"), for the provision of behavioral health services ("Therapeutic Services") for students in School District. Therapeutic

Services shall include, individual therapy, group therapy, family therapy, parent and/or teacher consultation, treatment planning, classroom observation, teacher training, parent education, support with psychiatric appointments and referrals for crisis intervention as needed. Therapeutic Services shall also include intensive in-home behavioral intervention and support where indicated. The County shall maintain the files and all required documents relating to any Therapeutic Services provided by County Therapists to all students pursuant to this MOU. The County shall respond to any requests from a student or his/her parent or guardian regarding such services, files, or documents. An increase to the total number of FTE's will require an Amendment to this MOU.

b. The County shall integrate services and participate in Tier II/III meetings in schools implementing the Positive Behavioral Intervention and Supports (PBIS) program to assist with the selection of and provision of evidence- based therapeutic services.

c. To offset the cost of services to the School District, County agrees to seek Medi-Cal reimbursement for Therapeutic Services provided pursuant to this MOU for all Medi-Cal eligible beneficiaries served. The County shall submit to School District a quarterly invoice for the non-Federal Financial Participation (FFP) portion of the costs for the provision of Therapeutic Services since County is reimbursed FFP directly by Department of Health Care Services. The total invoice amount shall not exceed the total maximum MOU amount as identified in Section 4. Payment Provisions.

d. The County shall be solely responsible for managing, monitoring, and overseeing County Therapists in the provision of Therapeutic Services at the District. Responsibility of the conduct of County Therapists shall remain solely with the County. County shall designate a County Supervisor to provide ongoing clinical supervision for the County Therapists providing Therapeutic Services to ensure that support, guidance and consultation is available as needed. In addition to office-based supervision, County agrees to provide onsite clinical supervision on a quarterly basis at each school where services are provided to ensure appropriate administrative and clinical oversight.

Each County Therapist's direct supervisor shall be a County Unit Supervisor who reports directly to the County Services Manager. The Unit Supervisor's duties included, but are not limited to:

- Coordinate and assign referrals, and oversee scheduled work hours;
- Ensure coverage of services in the event of the unplanned absence;
- Work with the District to make any needed adjustments to the scheduling of work hours due to the District's school calendar year; and
- Complete County Therapist performance evaluations.

e. Each County Therapist shall comply with all County and State certification and licensing requirements. The County ensures that the County Therapists whom it assigns to the District shall deliver services within their scope of licensure and practice and will perform the scope of activities and services required to fulfill the therapeutic services needed by the District's students. The County Therapists shall be employees of the

County, and the County shall pay all salaries and expenses owed to the County Therapists related to the County Therapists' services for the District pursuant to this MOU.

f. The County will manage and monitor the status of Therapeutic Services provided in the District and will report data required by the District and which conforms to the Confidentiality of Patient Information Certification included as Exhibit A to this MOU.

g. The County will provide office furniture and supplies; IT equipment and IT support necessary in order to appropriately equip the County Therapists with the appropriate furniture, supplies and equipment necessary for County business. The furniture, equipment and supplies will be owned and maintained by the County. The County will provide and service the IT needs of the County Therapists assigned to work in the District. In the event of termination of services, the County will retrieve all County-owned equipment furniture and supplies.

h. The County shall designate a Services Manager or designee who will oversee and be the point of contact for the District for all issues associated with the services to be provided by the County as described in this MOU.

i. The County agrees to meet quarterly with the District Student Services Manager or designee beginning the first month of the school year to ensure appropriate, efficient and effective implementation of the services rendered by County Therapists.

j. If either Party is ever audited, the other Party will provide assistance as may be helpful or necessary.

3. Services and Responsibilities of the District

a. The District agrees to provide a confidential and private office and/or meeting space and any equipment necessary (other than the equipment provided by County in Section 2(g) of this MOU) for the implementation of services provided by County Therapists. In the event of termination of services, the County will retrieve all County-owned equipment, furniture, and supplies.

b. The District agrees to pay the County for services the non-FFP reimbursable portion amount of the total costs to provide services up to the total maximum amount not to exceed **$101,322.09** as outlined in Section 4(a), Payment Provisions, of this MOU.

c. The District will assign a District Student Services Manager or designee to serve as the point of contact for the County for any all issues associated with this MOU.

d. The District agrees to assign a Student Services Manager to meet on a quarterly basis beginning the first month of school and as needed with the County Service Manager or designee and/or the County Therapist assigned to work in the District to ensure appropriate, efficient and effective implementation of the services rendered by County Therapist.

e. The District agrees to include County Therapists in PBIS trainings and meetings held at each school site to ensure successful integration of mental health interventions and effective utilization of resources.

4. Payment Provisions

a. Subject to the limitations set forth herein, School District shall pay County, in arrears, the total maximum amount not to exceed **$101,322.09** for the provision of County's services during the term of this Agreement and in accordance with the following schedule:

Period	FTE Total	Total Maximum Annual Amount
August 1, 2017 to June 30, 2018	1.00 FTE	**$101,322.09**

b. The County shall prepare quarterly invoice based on actual costs and estimated revenues and will submit its invoice for the requested amount within thirty (30) days after the end of each quarter along with such other information pertinent to the invoice. Invoices shall be submitted to the School District at the following address:

South Monterey County Joint Union High School District
800 Broadway Street
King City, CA 93930

School District shall pay the County's invoice in the requested amount within 30 days of receiving the County's invoice.

c. If for any reason this MOU is terminated, the School District's maximum liability shall be the total utilization to the date of termination not to exceed the maximum amount listed above.

d. As an exception to Section (c) above with respect to the Survival of Obligations after Termination, School District shall continue to remain obligated under this MOU with regard to payment for services required to be rendered after termination.

5. Exhibits

The following attached exhibits are incorporated herein by reference and constitute as a part of this Memorandum of Understanding:

EXHIBIT A: CONFIDENTIALITY OF PATIENT INFORMATION CERTIFICATION (executed by County and District)
EXHIBIT B: COUNTY INSURANCE
EXHIBIT C: SCHOOL DISTRICT INSURANCE

6. Screening

The Parties shall comply with applicable laws, regulations, and District policies related to criminal records checks, fingerprinting, and tuberculosis screenings.

7. Maintenance and Confidentiality of Patient Information

a. The County shall maintain clinical records for each recipient of service in compliance with all state and federal requirements and Exhibit A. Such records shall include a description of all services provided by the County in sufficient detail to make possible all evaluation of services, and all data necessary to prepare reports to the State, including treatment plans, records of client interviews, and progress notes. The County shall retain clinical records for a minimum of seven (7) years and, in the case of minors, for at least one (1) year after the minor has reached the age of majority, but for a period of no less than seven years.

b. The County and District shall comply with the confidentiality requirements set forth in Exhibit A and incorporated by reference as if fully set forth herein.

8. Modification

This MOU may be modified only by an instrument in writing signed by the County and the District.

9. Termination

a. Termination Without Cause. Either Party may cancel this MOU at any time upon thirty (30) calendar days of written notice.

b. Termination With Cause. Either Party may terminate this Agreement upon the material breach of this Agreement by the other Party by giving the other party fifteen (15) days' prior written notice of such breach. If such breach is not cured by the breaching party within fifteen (15) days of receipt of this notice, this Agreement shall terminate at the end of such fifteen (15) day period.

10. Assignment

This MOU may not be assigned without the prior written consent of the Parties.

11. General Provisions

a. All work described herein shall be performed in accordance with applicable Federal, State and local laws and regulations,

b. Non-discrimination. During the performance of this Agreement, the Parties shall not unlawfully discriminate against any person because of race, religion, color, sex,

national origin, ancestry, mental or physical handicap, medical condition, marital status, age (over 40), or sexual orientation, either in the Parties' employment practices or in the furnishing of services to recipients. The Parties shall insure that the evaluation and treatment of its employees and applicants for employment and all persons receiving and requesting services are free of such discrimination. The provision of services primarily or exclusively to such target population as may be designated in this Agreement shall not be deemed to be unlawful discrimination. In addition, School District's facility access for the disabled shall comply with § 504 of the Rehabilitation Act of 1973, as amended (29 U.S.C. 794).

c. Third Party Rights. Nothing in this MOU shall be construed to give any rights, benefits, or obligations to anyone other than School District and the County.

d. Independent Contractor. The County shall act as an independent contractor in the performance of the duties hereunder, and no officer, employee or agent of the County under this MOU shall be deemed to be an officer, employee or agent of the District in carrying out the duties of this MOU. Nothing in this MOU shall create any of the rights, powers, privileges or immunities of an employee of the District.

e. The County's obligations with regard to any personnel it retains, employs, or contracts with shall include paying all federal and state withholding taxes applicable to employees and complying with federal and state wage-hour obligations (including overtime), workers' compensation obligations, unemployment insurance obligations, and other applicable taxes and contributions to government mandated employment related insurance and similar programs.

12. Mutual Indemnification

a. The District shall indemnify, defend, and hold harmless the County of Monterey (hereinafter "County"), its officers, agents and employees from any claim, liability, loss, injury or damage rising out of, or in connection with, performance of this MOU by The District and/or its agents, employees or Collaborators, excepting only loss, injury or damage caused by the negligence or willful misconduct of personnel employed by the County. It is the intent of the parties to this MOU to provide the broadest possible coverage for the County. The District shall reimburse the County for all costs, attorneys' fees, expenses and liabilities incurred with respect to any litigation in which The District is obligated to indemnify, defend and hold harmless the County under this MOU.

b. County shall indemnify, defend, and hold harmless the District, its officers, agent and employees from any claim, liability, loss, injury or damage arising out of, or in connection with, performance of this MOU by the County and/or its agents, employees or Collaborators, excepting only loss, injury or damage caused by the negligence or willful misconduct of personnel employed by the District. It is the intent of the parties to this MOU to provide the broadest possible coverage for the District. The County shall reimburse the District for all costs, attorneys' fees, expenses and liabilities incurred with

respect to any litigation in which the County is obligated to indemnify, defend and hold harmless the District under this MOU.

13. Insurance

a. County Insurance. The County shall secure and maintain the insurance coverage or self-insurance described in Exhibit B, a copy of which is attached hereto and incorporated herein by this reference.

b. School District Insurance. School District shall secure and maintain the insurance coverage or self-insurance described in Exhibit C, a copy of which is attached hereto and incorporated herein by this reference.

14. Cultural Competency and Linguistic Accessibility

a. The County shall provide services in a culturally competent manner to assure access to services by all eligible individuals as required by Department of Health Care Service's regulations and policies and other applicable laws. Cultural competency is defined as a congruent set of practice skills, behaviors, attitudes, and policies that enable County Therapists to work effectively in providing contractual services under this MOU in cross-cultural situations. Specifically, the County's provision of services shall acknowledge the importance of culture, adapt services to meet culturally unique needs, and promote congruent skills, behaviors, attitudes, and policies enabling all persons providing services to function effectively in cross-cultural situations.

b. The District shall provide linguistically accessible services to assure access to services by all eligible individuals as required by Department of Health Care Service's regulations and policies and other applicable laws. Specifically, the District shall provide services to eligible individuals in their primary language through linguistically proficient District staff or interpreters. Family members, friends, or neighbors may be used as interpreters only in emergency situations.

c. For the purposes of this section, "access" is defined as the availability of medically necessary mental health services in a manner that promotes, provides the opportunity for and facilitates their use.

15. Notices

Any notices to be given hereunder to a Party shall be made via U.S. Mail or express courier to such Party's address given below, and/or via facsimile to the facsimile telephone numbers listed below.

If to School District, to:
South Monterey County Joint Union High School District
800 Broadway Street

If to the County, to:
Monterey County Health Department,
1270 Natividad Road,
Salinas, CA 93906

King City, CA 93930
Attn: Dr. Daniel Moirao, Superintendent
Tel: 831-385-0606 ext. 4304
Fax: 831-385-0695

Attn: Elsa Jimenez, Health Director
Tel: 831- 755-4743
Fax: 831-755-4797

This MOU constitutes the entire MOU between the parties and supersedes all previous communications, representations or MOUs regarding this subject, whether written, or oral, between the parties.

Consent to the terms of this MOU is indicated by the authorized signatures affixed and dated below.

IN WITNESS WHEREOF, the Parties have executed this Agreement as of the day and year written below.

MONTEREY COUNTY	**SOUTH MONTEREY COUNTY JOINT HIGH SCHOOL DISTRICT**
_____	By: _____
	School District
Dated: _____	Dr. Daniel Moirao, Superintendent
	Printed Name and Title
_____	Dated: _____
Elsa Jimenez, Director of Health	
Dated: _____	By: _____
	(Signature of Secretary, Asst. Secretary, CFO, Treasurer or Asst. Treasurer) *
Approved as to Fiscal Provisions[2]	_____
	Printed Name and Title
_____	Dated: _____
Gary Giboney, Auditor/Controller	
Dated: _____	
Approved as to Liability Provisions[3]	
_____	
Steve Mauck, Risk Management	
Dated: _____	
Approved as to Form [1]	
_____	
Stacy L. Saetta, Deputy County Counsel	
Dated: _____	

*INSTRUCTIONS: If CONTRACTOR is a corporation, including limited liability and non-profit corporations, the full legal name of the corporation shall be set forth above together with the signatures of two specified officers. If CONTRACTOR is a partnership, the name of the partnership shall be set forth above together with the signature of a partner who has authority to execute this Agreement on behalf of the partnership. If CONTRACTOR is contracting in an individual capacity, the individual shall set forth the name of the business, if any, and shall personally sign the Agreement.

[1]Approval by County Counsel is required; if Agreement is $100,000 and less approval by County Counsel is required only when modifications are made to any of the Agreement's standardized terms and conditions. [2]Approval by Auditor-Controller is required. [3]Approval by Risk Management is necessary only if changes are made in Sections XI or XII.

EXHIBIT A

CONFIDENTIALITY OF PATIENT INFORMATION CERTIFICATION

Confidentiality of Patient Information and Records. All Patient Information is confidential. The Parties shall maintain the confidentiality of all patient records, including billings and computerized records, in accordance with all applicable state and federal law relating to confidentiality of patient records and patient information, including but not limited to: the Standards for Privacy of Individually Identifiable Health Information, 45 C.F.R. Part 160 and Part 164, Subparts A and E as amended from time to time (the "Privacy Rule"), the Breach Notification Standards, 45 C.F.R. Part 160 and Part 164, Subparts A and D (the "Breach Notification Rule"), and with the Security Standards, 45 C.F.R. Part 160 and Part 164, Subpart C as amended from time to time (the "Security Rule"), under the Health Insurance Portability and Accountability Act of 1996 ("HIPAA"), as amended by the Health Information Technology for Economic and Clinical Health Act and its implementing regulations ("HITECH"); the federal Confidentiality of Alcohol and Drug Abuse Patient Records under 42 U.S.C. § 290dd-2 and 42 C.F.R. Part 2 (the "Part 2 Regulations"); the Lanterman-Petris-Short Act ("LPS"), California Welfare and Institutions Code sections 5328, *et seq.*; California substance abuse laws at California Health & Safety Code sections 11812 and 11845.5; Medi-Cal laws at 45 C.F.R. § 205.50, 42 C.F.R. § 431.300 *et seq.*; the Confidentiality of Medical Information Act ("CMIA"), California Civil Code sections 56.00 *et seq.*; California laws governing HIV/AIDS records at California Health & Safety Code § 120975; and California Civil Code Section 1798.29

"Patient Information "includes any individually identifying information related to a patient/recipient of behavioral health services, including, but not limited to, name, identifying numbers, symbol, fingerprint, photograph or voice print. In addition, "Patient Information "includes all health information the Parties have obtained about a patient/recipient of services, including the mere fact that patient is receiving alcohol or drug treatment from the County or has been referred to an alcohol or drug treatment program by the County, whether or not a documentary record of such information exists.

Ownership of Data. All Patient Information created or received by the County in connection with the provision of behavioral health services under this Agreement shall be and remain the property of the County and the County shall retain exclusive rights and ownership thereto. Such information shall be referred to henceforth as "County Data".

Use and Disclosure of Information. In relation to the services being provided by the County pursuant to this MOU, the District may require access to County Data regarding the progress of students receiving the therapeutic services. The County shall disclose County Data to District solely as set forth below. The County may provide County Data to District pursuant to a valid authorization for such disclosure from the patient/recipient of the Services or his or her legally authorized representative, or as required by law. The County also may provide County Data that has been de-identified in accordance with 45 C.F.R. Section 164.514 to District as necessary in connection with its performance of Services under this Agreement.

District shall use County Data or Patient Information obtained from contact with patients/recipients of Services and complainants (including anonymized data) only for the purpose(s) for which use or disclosure was authorized and shall implement appropriate safeguards to maintain the confidentiality of such information and to prevent further use or disclosure. District acknowledges that County Data regarding a patient whose records are subject to the Part 2 Regulations may not be re-disclosed to another entity without specific authorization from the patient or his/her legally authorized representative for such re-disclosure. In addition, District shall obtain the County's prior written consent to any disclosure of County Data, except as required by law. The County, through the Behavioral Health Director, shall have access to any Patient Information obtained by District in connection with its performance under this Agreement.

The Parties shall not disclose Patient Information, including the identities of patients/recipients of service, to other parties without proper authorization for such disclosure or as authorized by law.

In relation to the services being provided by County pursuant to this MOU, the County may also require access to District records and information, including but not limited to "education records" relating to the students receiving the therapeutic services ("District Data"). The County will use District Data only for the purpose of fulfilling its duties under this MOU and will not share such data (including anonymized data) with, or disclose it to, any third party without the prior written consent of the District, except as required by law and except to third party contractors retained by the County to provide services related to this MOU.

The County will provide access to District Data to its employees, subcontractors and third party contractors who need to access the data to fulfill the County obligations under this MOU. The County will ensure that employees and subcontractors who perform work under this MOU are bound to strict obligations of confidentiality no less rigorous than those set forth herein. If the County will have access to "education records" for the District's students as defined under the Family Educational Rights and Privacy Act (FERPA), the County acknowledges that for the purposes of this MOU it will be designated as a "school official" with "legitimate educational interests" in the District education records, as those terms have been defined under FERPA and its implementing regulations, and the County agrees to abide by the FERPA limitations and requirements imposed on school officials. The County shall train all of its responsible employees on how to comply with those responsibilities imposed by FERPA, through this MOU, which are applicable to the County and County's employees. The County will use the education records only for the purpose of fulfilling its duties under this MOU for District's and the students' benefit, and will not share such data with or disclose it to any third party except as provided for in this MOU, required by law, or authorized in writing by the District.

If the District receives a subpoena, warrant, or other legal order, demand, including requests pursuant to the California Public Records Act (Gov. Code, §§ 6250, *et seq.*) ("requests") or requests seeking County Data, the District may advise the requesting party that the documents are not in the District's possession and that all requests should be directed to the County. The District shall respond to any such requests seeking District Data.

Upon termination or expiration of this MOU, the County will return or securely destroy District Data as directed by the District. Transfer to the District or a third party designated by the District shall occur within a reasonable period of time, and without significant interruption in service. In the event that the District requests destruction of District Data, the County agrees to securely destroy all data in its possession and in the possession of any subcontractors or agents to which the County might have transferred District Data. The County agrees to provide certification of data destruction to the District upon request.

District shall return or securely destroy County Data as directed by the County. Transfer to the County or a third party designated by the party shall occur within a reasonable period of time, and without significant interruption in service. In the even that County requires destruction of County Data, District agrees to securely destroy all data in its possession and in the possession of any subcontractors or agents to which the District may have transferred County Data. District agrees to provide certification of data destruction to County upon request.

Penalty for Unauthorized Disclosure. The Parties understand that disclosure of Patient Information in violation of law may subject the party releasing the information to civil and/or criminal fines, penalties, and damages.

Duty to Warn. The Parties understand that persons providing services under this MOU may, in certain situations involving a patient or recipient of services who is a danger to himself or others, have a duty to warn third parties of such danger and should consult supervisory staff and/or legal counsel about such duty to warn as appropriate.

Dissemination of these Confidentiality Provisions. The Parties shall inform all of their officers, employees, and agents providing services hereunder of these provisions.

By my signature below, as the authorized representative of the District, I certify acceptance and understanding for myself and the District of the above confidentiality provisions.	*By my signature below, as the authorized representative of the County, I certify acceptance and understanding for myself and the County of the above confidentiality provisions.*
_____ Signature of Authorized Representative	_____ Signature of Authorized Representative
_____ Name of Authorized Representative (printed)	_____ Name of Authorized Representative (printed)
_____ Title of Authorized Representative	_____ Title of Authorized Representative
Date: _____	Date: _____

EXHIBIT B

COUNTY INSURANCE

The County certifies that it maintains a program of insurance and self-insurance that covers its activities in connection with this MOU as follows:

1. Professional Liability Insurance or self-insurance with financially-owned and reputable companies with limits of one million dollars ($1,000,000) per claim and a general aggregate of three million dollars ($3,000,000). If such insurance is written on a claims-made form, it shall continue for three (3) years following termination of this MOU. The insurance shall have a retroactive date prior to coinciding with the effective date of this MOU. In the event that a claims-made policy is canceled or non-renewed, then the County shall obtain extended reporting (tail) coverage for the remainder of the three (3) year period.

2. Commercial General Liability Self-Insurance. The County shall maintain self-insurance with a self-insured retention of one million dollar ($1,000,000) and coverage of five million dollars ($5,000,000) in the aggregate.

3. Worker's Compensation Insurance in a form and amount covering the County's full liability as required by law under the Workers' Compensation Insurance and Safety Act of the State of California as amended from time to time.

The coverage referred to in Section 2 above shall be **documented with a letter of self-insurance provided by the County of Monterey**. Such a provision shall only apply, however, in proportion to and to the extent of the negligent acts or omissions of the County, its officers agents, and/or employees. The County upon execution of this MOU, shall furnish School District with Certificates of Insurance or **Letter of Self-Insurance** evidencing compliance with all requirements. Certificates shall further provide for thirty (30) days advance written notice to School District of any modification, change or cancellation of any of the above insurance coverages.

EXHIBIT C

SCHOOL DISTRICT INSURANCE

School District certifies that it maintains a program of insurance and self-insurance that covers its activities in connection with this MOU as follows:

1. Professional Liability Insurance or self-insurance with financially-owned and reputable companies with limits of one million dollars ($1,000,000) per claim and a general aggregate of three million dollars ($3,000,000). If such insurance is written on a claims-made form, it shall continue for three (3) years following termination of this MOU. The insurance shall have a retroactive date prior to coinciding with the effective date of this MOU. In the event that a claims-made policy is canceled or non-renewed, then School District shall obtain extended reporting (tail) coverage for the remainder of the three (3) year period.

2. Commercial General Liability Self-Insurance. School District shall maintain self-insurance with a self-insured retention of one million dollar ($1,000,000) and coverage of five million dollars ($5,000,000) in the aggregate.

3. Worker's Compensation Insurance in a form and amount covering School District's full liability as required by law under the Workers' Compensation Insurance and Safety Act of the State of California as amended from time to time.

The coverage referred to in Section 2 above shall be endorsed to include the County as an additional insured. Such a provision shall only apply, however, in proportion to and to the extent of the negligent acts or omissions of School District, its officers, agents, and/or employees. School District, upon execution of this MOU, shall furnish the County with Certificates of Insurance evidencing compliance with all requirements. Certificates shall further provide for thirty (30) days advance written notice to the County of any modification, change, or cancellation of any of the above insurance coverages.

SOUTH MONTEREY COUNTY JOINT UNION HIGH SCHOOL DISTRICT

SUBJECT: AB1200 Public Hearing – Proposed Settlement with the King City Joint Union High School District Teachers Association (CTA)

MEETING: June 26, 2017

AGENDA SECTION:

☐ **ACTION**

X INFORMATION

☐ **ACTION/CONSENT**

GOVERNING BOARD

Board Goals:

_____ Improve, Monitor and Sustain Student Achievement
_____ Improve School Climate in Support of Teaching, Learning and Student Safety
_____ Develop/Sustain Fiscal Solvency
_____ Ensure that Facilities are Safe for Staff and Students
X Ensure compliance with Education/Other Codes/Updating Board Policies and Administrative Regulations

Summary:
The District has negotiated an agreement with the Certificated Employees (CTA) for 2018/19 and 2019/20. AB1200 disclosure requires a public hearing of the AB1200 disclose document which clearly states the impact of the proposed agreement for the current fiscal year and for the subsequent two years.

Recommendation:
It is recommended that the Board of Education conduct its required AB1200 public hearing on the negotiated agreement with the King City Joint Union High School District Teachers Association (CTA).

Fiscal Impact:
Total potential cost to General Fund of $1,195,074 over 2018/19 and 2019/20.

Submitted By:

Sherrie S. Castellanos
Chief Business Official

Approved:

Daniel R. Moirao, Ed.D.
Superintendent

PUBLIC DISCLOSURE OF COLLECTIVE BARGAINING AGREEMENT
in accordance with AB 1200 (Chapter 1213/1991), GC 3547.5, and CCR, Title V, Section 15449

Name of School District: South Monterey County Joint Union School District

Name of Bargaining Unit: King City Joint Union High School District Teachers Association (CTA)

Certificated, Classified, Other: Certificated

The proposed agreement covers the period beginning: July 1, 2017 (date) and ending: June 30, 2020 (date)

The Governing Board will act upon this agreement on: June 26, 2017 (date)

This form, along with a copy of the proposed agreement, should be submitted to the County Office at least 10 working days prior to the date the Governing Board will take action. **Please note that school districts with a Qualified or Negative certification pursuant to E.C. section 42131 must allow the COE at least ten (10) working days to review and comment on any proposed agreement.**

A. Proposed Change in Compensation

	Compensation	Column 1 Current Year Annual Cost Prior to Proposed Agreement FY 2017-18	Fiscal Impact of Proposed Agreement Column 2 Current Year Increase/(Decrease) FY 2017-18	Column 3 MultiYr Agreement only: 1st Subsequent Year Increase/(Decrease) FY 2018-19	Column 4 Multiyr Agreement only: 2nd Subsequent Year Increase/(Decrease) FY 2019-20
1	**Salary Schedule** (This is to include Step and Column, which is also reported separately in Item 6.)	$ 10,025,584	$ -	$ 257,600	$ 440,800
			0.00%	2.57%	4.29%
2	**Other Compensation** - Stipends, Bonuses, Longevity, Overtime, Differential, Callback or Standby Pay, etc.	$ 170,606		$ 5,319	$ 8,787
			0.00%	3.12%	4.99%
	Description of other compensation				
3	**Statutory Benefits** - STRS, PERS, FICA, WC, UI, Medicare, etc.	$ 1,791,742	$ -	$ 236,276	$ 745,487
			0.000%	13.19%	36.76%
4	**Health/Welfare Plans**	$ 851,402	$ -	$ -	$ -
			0.00%	0.00%	0.00%
5	**Total Compensation** - Add Items 1 thru 4	$ 12,839,334	$ -	$ 499,195	$ 1,195,074
			0.000%	3.89%	8.96%
6	**Step and Column** - Due to movement plus any changes due to settlement. This is a subset of Item No. 1.	$ -	$ -	$ -	$ -
7	**Total Number of Represented Employees** (Use FTEs if appropriate)	108.00	108.00	112.00	116.00
8	**Total Compensation Average Cost per Employee**	$ 118,883	$ -	$ 4,457	$ 10,302
			0.000%	3.75%	8.35%

South Monterey County Joint Union School District

9. What was the negotiated percentage increase approved? For example, if the increase in "Year 1" was for less than a full year, what is the annualized percentage of that increase for "Year 1"?

   The increase was $2300 per salary cell in 18/19; $1500 per salary cell in 19/20.

10. What was the negotiated percentage increase: On-Going [x] OR One-Time [ ]

11. Are there reopeners? Yes [x] No [ ]

12. Were any additional steps, columns, or ranges added to the schedules? (If yes, please explain.)

    Not applicable.

13. Please include comments and explanations as necessary. (If more room is necessary, please attach an additional sheet.)

14. Does this bargaining unit have a negotiated cap for Health and Welfare benefits? Yes [x] No [ ]

    If yes, please describe the cap amount.

    The health & welfare cap effective 7/1/2017 is $12,250 per 1 FTE plus the employee only dental & vision.

B. Proposed negotiated changes in noncompensation items (i.e., class size adjustments, staff development days, teacher prep time, classified staffing ratios, etc.)

In 2018/19 one additional day was added to teacher work year to be ongoing.

C. What are the specific impacts (positive or negative) on instructional and support programs to accommodate the settlement? Include the impact of changes such as staff reductions or increases, program reductions or increases, elimination or expansion of other services or programs (i.e., counselors, librarians, custodial staff, etc.)

Not applicable

South Monterey County Joint Union School District

D. What contingency language is included in the proposed agreement?

Not applicable

E. Will this agreement create or increase deficit spending in the current or subsequent year(s)?
"Deficit Spending" is defined to exist when a fund's expenditures and other financing uses exceed its revenues and other financing sources in a given year. If yes, explain the amounts and justification for doing so.

No.

F. Identify other major provisions that do not directly affect the district's costs, such as binding arbitrations, grievance procedures, etc.

Not applicable

G. Source of Funding for Proposed Agreement:

1. Current Year

General Fund 01 - No impact to the current year. Increases are effective 7/1/2018.

2. If this is a single year agreement, how will the ongoing cost of the proposed agreement be funded in subsequent years (i.e., what will allow the district to afford this contract)?

3. If this is a multiyear agreement, what is the source of funding, including assumptions used, to fund these obligations in subsequent years? (Remember to include compounding effects in meeting obligations.)

The current budget prior to the settlement has a ending balance and revenues in excess of expenditures that covers the cost in current and subsequent years that covers the cost of the agreement.

South Monterey County Joint Union School District

H. IMPACT OF PROPOSED AGREEMENT ON CURRENT YEAR OPERATING BUDGET

Unrestricted General Fund

Bargaining Unit: ng City Joint Union High School District Teachers Association (CT

	Column 1 Latest Board-Approved Budget Before Settlement (As of 07/01/2017)	* Column 2 Adjustments as a Result of Settlement	Column 3 Other Revisions	Column 4 Total Current Budget (Columns 1+2+3)
UNRESTRICTED REVENUES				
LCFF Funding Sources (8010-8099)	$ 24,366,598	$ -	$ -	$ 24,366,598
Remaining Revenues (8100-8799)	$ 1,094,499	$ -	$ -	$ 1,094,499
TOTAL UNRESTRICTED REVENUES	$ 25,461,097	$ -	$ -	$ 25,461,097
UNRESTRICTED EXPENDITURES				
Certificated Salaries (1000-1999)	$ 9,564,634	$ -	$ -	$ 9,564,634
Classified Salaries (2000-2999)	$ 2,557,024	$ -	$ -	$ 2,557,024
Employee Benefits (3000-3999)	$ 4,250,773	$ -	$ -	$ 4,250,773
Books and Supplies (4000-4999)	$ 1,439,111	$ -	$ -	$ 1,439,111
Services, Other Operating Expenses (5000-5999)	$ 2,327,592	$ -	$ -	$ 2,327,592
Capital Outlay (6000-6599)	$ 288,934	$ -	$ -	$ 288,934
Other Outgo (7100-7299) (7400-7499)	$ 1,403,435	$ -	$ -	$ 1,403,435
Direct Support/Indirect Cost (7300-7399)	$ (36,376)	$ -	$ -	$ (36,376)
Other Adjustments				
TOTAL UNRESTRICTED EXPENDITURES	$ 21,795,127	$ -	$ -	$ 21,795,127
OPERATING SURPLUS/(DEFICIT)	$ 3,665,970	$ -	$ -	$ 3,665,970
Transfers In and Other Sources (8910-8979)	$ -	$ -	$ -	$ -
Transfers Out and Other Uses (7610-7699)	$ -	$ -	$ -	$ -
Contributions (8980-8999)	$ (3,591,887)	$ -	$ -	$ (3,591,887)
CURRENT YEAR INCREASE (DECREASE) IN UNRESTRICTED FUND BALANCE	$ 74,083	$ -	$ -	$ 74,083
UNRESTRICTED BEGINNING FUND BALANCE	$ 7,400,965			$ 7,400,965
Pri Yr Audit Adjustmnts/Restatemnts (9793/9795)	$ -		$ -	$ -
CURR YR UNRESTRICTED ENDING BALANCE	$ 7,475,048	$ -	$ -	$ 7,475,048
COMPONENTS OF ENDING FUND BALANCE:				
Nonspendable Amounts (9711-9719)	$ 6,000	$ -	$ -	$ 6,000
Committed/Assigned Amounts (9750-9780)		$ -	$ -	$ -
Reserve for Economic Uncertainties (9789)	$ 4,790,702	$ -	$ -	$ 4,790,702
Unappropriated/Unappropriated Amounts (9790)	$ 2,678,345	$ -	$ -	$ 2,678,345

* Please see question on page 7.

South Monterey County Joint Union School District

H. IMPACT OF PROPOSED AGREEMENT ON CURRENT YEAR OPERATING BUDGET

Restricted General Fund

Bargaining Unit: ng City Joint Union High School District Teachers Association (CT

	Column 1 Latest Board-Approved Budget Before Settlement (As of 07/01/2017)	* Column 2 Adjustments as a Result of Settlement	Column 3 Other Revisions	Column 4 Total Current Budget (Columns 1+2+3)
RESTRICTED REVENUES				
LCFF Funding Sources (8010-8099)	$ -	$ -	$ -	$ -
Remaining Revenues (8100-8799)	$ 2,793,588	$ -	$ -	$ 2,793,588
TOTAL RESTRICTED REVENUES	$ 2,793,588	$ -	$ -	$ 2,793,588
RESTRICTED EXPENDITURES				
Certificated Salaries (1000-1999)	$ 1,953,724	$ -	$ -	$ 1,953,724
Classified Salaries (2000-2999)	$ 776,797	$ -	$ -	$ 776,797
Employee Benefits (3000-3999)	$ 1,033,865	$ -	$ -	$ 1,033,865
Books and Supplies (4000-4999)	$ 421,994	$ -	$ -	$ 421,994
Services, Other Operating Expenses (5000-5999)	$ 1,357,790	$ -	$ -	$ 1,357,790
Capital Outlay (6000-6599)	$ 142,558	$ -	$ -	$ 142,558
Other Outgo (7100-7299) (7400-7499)	$ 662,371	$ -	$ -	$ 662,371
Direct Support/Indirect Cost (7300-7399)	$ 36,376	$ -	$ -	$ 36,376
Other Adjustments				
TOTAL RESTRICTED EXPENDITURES	$ 6,385,475	$ -	$ -	$ 6,385,475
OPERATING SURPLUS (DEFICIT)	$ (3,591,887)	$ -	$ -	$ (3,591,887)
Transfers In and Other Sources (8910-8979)	$ -	$ -	$ -	$ -
Transfers Out and Other Uses (7610-7699)	$ -	$ -	$ -	$ -
Contributions (8980-8999)	$ 3,591,887	$ -	$ -	$ 3,591,887
CURRENT YEAR INCREASE (DECREASE) IN RESTRICTED FUND BALANCE	* $ -	$ -	$ -	$ -
RESTRICTED BEGINNING FUND BALANCE	$ 119,903			$ 119,903
Pri Yr Audit Adjustmnts/Restatemnts (9793/9795)	$ -		$ -	$ -
CURR YR RESTRICTED ENDING BALANCE	$ 119,903	$ -	$ -	$ 119,903
COMPONENTS OF ENDING FUND BALANCE:				
Restricted Amounts (9740)	$ 119,903	$ -	$ -	$ 119,903

* Please see question on page 7.

South Monterey County Joint Union School District

H. IMPACT OF PROPOSED AGREEMENT ON CURRENT YEAR OPERATING BUDGET

Combined General Fund

Bargaining Unit: ng City Joint Union High School District Teachers Association (CT

	Column 1 Latest Board-Approved Budget Before Settlement (As of 07/01/2017)	* Column 2 Adjustments as a Result of Settlement	Column 3 Other Revisions	Column 4 Total Current Budget (Columns 1+2+3)
REVENUES				
LCFF Funding Sources (8010-8099)	$ 24,366,598	$ -	$ -	$ 24,366,598
Remaining Revenues (8100-8799)	$ 3,888,087	$ -	$ -	$ 3,888,087
TOTAL REVENUES	$ 28,254,685	$ -	$ -	$ 28,254,685
EXPENDITURES				
Certificated Salaries (1000-1999)	$ 11,518,358	$ -	$ -	$ 11,518,358
Classified Salaries (2000-2999)	$ 3,333,821	$ -	$ -	$ 3,333,821
Employee Benefits (3000-3999)	$ 5,284,638	$ -	$ -	$ 5,284,638
Books and Supplies (4000-4999)	$ 1,861,105	$ -	$ -	$ 1,861,105
Services, Other Operating Expenses (5000-5999)	$ 3,685,382	$ -	$ -	$ 3,685,382
Capital Outlay (6000-6599)	$ 431,492	$ -	$ -	$ 431,492
Other Outgo (7100-7299) (7400-7499)	$ 2,065,806	$ -	$ -	$ 2,065,806
Direct Support/Indirect Cost (7300-7399)	$ -	$ -	$ -	$ -
Other Adjustments				
TOTAL EXPENDITURES	$ 28,180,602	$ -	$ -	$ 28,180,602
OPERATING SURPLUS (DEFICIT)	$ 74,083	$ -	$ -	$ 74,083
Transfer In and Other Sources (8910-8979)	$ -	$ -	$ -	$ -
Transfers Out and Other Uses (7610-7699)	$ -	$ -	$ -	$ -
Contributions (8980-8999)	$ -	$ -	$ -	$ -
CURRENT YEAR INCREASE (DECREASE) IN FUND BALANCE	$ 74,083	$ -	$ -	$ 74,083
BEGINNING FUND BALANCE	$ 7,520,867			$ 7,520,867
Pri Yr Audit Adjustmnts/Restatemnts (9793/9795)	$ -		$ -	$ -
CURRENT YEAR ENDING FUND BALANCE	$ 7,594,950	$ -	$ -	$ 7,594,950
COMPONENTS OF ENDING FUND BALANCE:				
Nonspendable Amounts (9711-9719)	$ 6,000	$ -	$ -	$ 6,000
Restricted Amounts (9740)	$ 119,903	$ -	$ -	$ 119,903
Committed/Assigned Amounts (9750-9780)	$ -	$ -	$ -	$ -
Reserve for Economic Uncertainties (9789)	$ 4,790,702	$ -	$ -	$ 4,790,702
Unappropriated/Unappropriated Amounts (9790)	$ 2,678,345	$ -	$ -	$ 2,678,345
Reserve for Economic Uncertainties Percentage	26.50%			26.50%

* Please see question on page 7.

South Monterey County Joint Union School District

I. IMPACT OF PROPOSED AGREEMENT ON SUBSEQUENT YEARS UNRESTRICTED FUNDS

Unrestricted General Fund Multiyear Projection

Bargaining Unit: City Joint Union High School District Teachers Association (

	FY 2017-18 Total Current Budget After Settlement	FY 2018-19 First Subsequent Year After Settlement	FY 2019-20 Second Subsequent Year After Settlement
UNRESTRICTED REVENUES			
LCFF Funding Sources (8010-8099)	$ 24,366,598	$ 26,528,782	$ 27,555,388
Remaining Revenues (8100-8799)	$ 1,094,499	$ 1,095,333	$ 1,100,768
TOTAL UNRESTRICTED REVENUES	$ 25,461,097	$ 27,624,115	$ 28,656,156
UNRESTRICTED EXPENDITURES			
Certificated Salaries (1000-1999)	$ 9,564,634	$ 10,369,796	$ 11,098,843
Classified Salaries (2000-2999)	$ 2,557,024	$ 2,627,310	$ 2,650,955
Employee Benefits (3000-3999)	$ 4,250,773	$ 4,743,829	$ 5,395,133
Books and Supplies (4000-4999)	$ 1,439,111	$ 1,617,893	$ 1,650,251
Services, Other Operating Expenses (5000-5999)	$ 2,327,592	$ 2,385,781	$ 2,445,425
Capital Outlay (6000-6999)	$ 288,934	$ 100,000	$ 100,000
Other Outgo (7100-7299) (7400-7499)	$ 1,403,435	$ 1,401,935	$ 1,400,435
Direct Support/Indirect Cost (7300-7399)	$ (36,376)	$ (36,376)	$ (36,376)
Other Adjustments		$ -	$ -
TOTAL UNRESTRICTED EXPENDITURES	$ 21,795,127	$ 23,210,169	$ 24,704,666
OPERATING SURPLUS (DEFICIT)	$ 3,665,970	$ 4,413,946	$ 3,951,490
Transfers In and Other Sources (8910-8979)	$ -	$ -	$ -
Transfers Out and Other Uses (7610-7699)	$ -	$ -	$ -
Contributions (8980-8999) **(Enter as a negative)**	$ (3,591,887)	$ (3,689,242)	$ (3,824,420)
CURRENT YEAR INCREASE (DECREASE) IN UNRESTRICTED FUND BALANCE	$ 74,083	$ 724,704	$ 127,070
UNRESTRICTED BEGINNING FUND BALANCE	$ 7,400,965	$ 7,475,048	$ 8,199,752
Pri Yr Audit Adjustmnts/Restatemnts (9793/9795)	$ -		
UNRESTRICTED ENDING FUND BALANCE	$ 7,475,048	$ 8,199,752	$ 8,326,822
COMPONENTS OF ENDING BALANCE:			
Nonspendable Amounts (9711-9719)	$ 6,000	$ 6,000	$ 6,000
Committed/Assigned Amounts (9750-9780)	$ -	$ -	$ -
Reserve for Economic Uncertainties (9789)	$ 4,790,702	$ 4,981,688	$ 5,166,630
Unappropriated/Unappropriated Amounts (9790)	$ 2,678,345	$ 3,212,064	$ 3,154,192

WARNING: 9790 Unappropriated Amounts must be positive

South Monterey County Joint Union School District

J. CALCULATING THE AVAILABLE RESERVE AMOUNT

1. State Reserve Standard

		FY 2017-18	FY 2018-19	FY 2019-20
a.	Total Expenditures, Transfers Out, and Uses (Including Cost of Proposed Agreement)	$ 28,180,602	$ 29,786,909	$ 31,540,459
b.	State Standard Minimum Reserve Percentage for this District Enter percentage:	3.00%	3.00%	3.00%
c.	State Standard Minimum Reserve Amount for this District (For districts with less than 1,001 ADA, this is the greater of Line a, times Line b. or $65,000)	$ 845,418	$ 893,607	$ 946,214

2. Budgeted Unrestricted Reserve (After Impact of Proposed Agreement)

a.	General Fund Budgeted Unrestricted Designated for Economic Uncertainties (9789)	$ 4,790,702	$ 4,981,688	$ 5,166,630
b.	General Fund Budgeted Unrestricted Unappropriated Amount (9790)	$ 2,678,345	$ 3,212,064	$ 3,154,192
c.	Special Reserve Fund (Fund 17) Budgeted Designated for Economic Uncertainties (9789)	$ -	$ -	$ -
d.	Special Reserve Fund (Fund 17) Budgeted Unappropriated Amount (9790)	$ -	$ -	$ -
e.	Total Available Reserves	$ 7,469,048	$ 8,193,752	$ 8,320,822
f.	Reserve for Economic Uncertainties Percentage	26.50%	27.51%	26.38%

3. Do unrestricted reserves meet the state minimum reserve amount?

FY 2017-18	Yes	X	No	
FY 2018-19	Yes	X	No	
FY 2019-20	Yes	X	No	

4. If no, how do you plan to restore your reserves?

South Monterey County Joint Union School District

5. If the total amount of the adjustment in Column 2 on Page 4 does not agree with the amount of the Total Compensation Increase in Section A, Line 5 on Page 1 (i.e., increase was partially budgeted), explain the variance below:

   There is no current cost due to increases from the negotiated agreement are effective 7/1/18.

6. Please include any additional comments and explanations of Page 4 as necessary:

   The cost of the negotiated agreements are incorported in the multi-year, page 5.

L. CERTIFICATION NO. 1: CERTIFICATION OF THE DISTRICT'S ABILITY TO MEET THE COSTS OF THE COLLECTIVE BARGAINING AGREEMENT

This disclosure document is intended to assist the district's Governing Board in determining whether the district can meet the costs incurred under the tentative Collective Bargaining Agreement in the current and subsequent years. This certification page should be signed by the Superintendent and Chief Business Official at the time of public disclosure. The absence of one or both of the signatures should serve as a "red flag" to the district's Governing Board.

In accordance with the requirements of Government Code Section 3547.5, the Superintendent and Chief Business Official of the _South Monterey County Joint Union High School District District, hereby certify that the District can meet the costs incurred under this Collective Bargaining Agreement during the term of the agreement from July 1, 2017 to June 30, 2020.

Board Actions

The board actions necessary to meet the cost of the agreement in each year of its term are as follows:

Current Year

Budget Adjustment Categories:	**Budget Adjustment Increase/(Decrease)**
Revenues/Other Financing Sources	$ -
Expenditures/Other Financing Uses	$ -
Ending Balance(s) Increase (Decrease)	$ -

Subsequent Years

Budget Adjustment Categories:	**Budget Adjustment Increase/(Decrease)**
Revenues/Other Financing Sources	$ -
Expenditures/Other Financing Uses	$ 1,195,074
Ending Balance(s) Increase (Decrease)	$ (1,195,074)

Budget Revisions

If the district does not adopt all of the revisions to its budget needed in the current year to meet the costs of the agreement at the time of the approval of the proposed collective bargaining agreement, the county superintendent of schools is required to issue a qualified or negative certification for the district on its next interim report.

Assumptions

See attached page for a list of the assumptions upon which this certification is based.

Certifications

__X__ I hereby certify ____ I am unable to certify

District Superintendent (Signature) — **Date:** 19-Jun-17

__X__ I hereby certify ____ I am unable to certify

Chief Business Official (Signature) — **Date:** 19-Jun-17

Assumptions

The assumptions upon which this certification is made are as follows:

Based on the 2017/18 Budget.

Concerns regarding affordability of agreement in subsequent years (if any):

None.

M. CERTIFICATION NO. 2

The disclosure document must be signed by the district Superintendent or designee at the time of public disclosure and by the President or Clerk of the Governing Board at the time of formal board action on the proposed agreement.

The information provided in this document summarizes the financial implications of the proposed agreement and is submitted to the Governing Board for public disclosure of the major provisions of the agreement (as provided in the "Public Disclosure of Proposed Collective Bargaining Agreement") in accordance with the requirements of AB 1200 and Government Code Section 3547.5.

	6/19/2017
District Superintendent (or Designee) (Signature)	**Date**
	6/19/2017
Contact Person	**Phone**

After public disclosure of the major provisions contained in this summary, the Governing Board at its meeting on: June 26, 2017 , took action to approve the proposed Agreement with the King City Joint Union High School District Teachers Association (CTA) Bargaining Unit.

	6/26/2017
President (or Clerk), Governing Board (Signature)	**Date**

Between the
King City Joint Union High School District California Teachers' Association
And the
South Monterey County Joint Union High School District

ARTICLE 1 – AGREEMENT

1.1 The Articles and provisions contained herein constitute a bilateral and binding agreement ("Agreement") by and between the South Monterey County Joint Union High School District ("District) and the King City Joint Union High School District Teachers' Association, CTA/NEA ("Association").

1.2 The Agreement shall remain in full force and effect from July 1, 2014 through June 30, ~~2019~~ 2020, or until such time as a new agreement is reached. This concludes negotiations through 2020 with no reopeners ~~-upon request of either party, Article 16, Salary and Article 20, Benefits, may be opened. During this agreement, either party may open these articles only upon mutual agreement of the Association and District.~~

1.3 If any provision of this Agreement or any application thereof to any teacher is held by a court of competent jurisdiction to be contrary to law then such provision or application will be deemed invalid, to the extend required by such court decision, but all other provisions or applications shall continue in full force and effort.

June 19, 2017
Date

For the Association

Daniel R. Moirao, Ed.D. Superintendent

ARTICLE 13 – LEAVES

13.6 ~~Leave taken for child bonding may be granted for periods of absence not required or necessitated by reason of pregnancy disability. Such unpaid leave shall be taken in accordance with the California Family Rights Act (CFRA) and the Family Medical Leave Act (FMLA).~~

Parental Leave/Baby Bonding Leave/Adoption Leave [44977.5]

When an employee has exhausted all available leave for a period of up to 12 workweeks and continues to be absent from his/her duties on account of parental leave, the amount deducted from the salary due him/her for any of the remaining portion of the 12-workweek period in which the absence occurs shall not exceed the sum that is actually paid a substitute employee employed to fill his/her position during his/her absence or, if no substitute employee was employed, the amount that would have been paid to a substitute had one been employed. The 12-week period shall be reduced by any period of sick leave, including accumulated sick leave, taken during a period of parental leave. An employee shall not be provided more than one 12-week period per parental leave. However, if a school year terminates before the 12-week period is exhausted, the employee may take the balance of the 12-week period in the subsequent school year, so long as the parental leave is taken within one year of the birth or adoption of the child. Further, bargaining unit members must be employed for twelve (12) months with the district in order to be eligible for parental leave. If both parents are eligible for the leave under this Section and are both employed by the District, the leave for the birth, adoption or foster care placement of their child shall be limited to a combined total of 12 workweeks in a 12-month period between the two parents.

13.7 Extended Illness Leave

~~When all accumulated illness leave has been used, and the unit member is still absent from his/her duties on account of illness or accident for a period of five (5) school months or less, the unit member shall be paid their per diem rate of pay minus the of the salary paid to his/her substitute but not more than 50% of his/her per diem rate of pay. The five (5) months or less period during which the above deductions occur shall not begin until all other paid sick leave provisions for which the unit member is eligible have been exhausted.~~

During each school year, when an employee has exhausted all available sick leave, including all accumulated sick leave, and continues to be absent from his or her duties on account of illness or accident for an additional period of up to five school months, whether or not the absence arises out of or in the course of the employment of the employee, the amount deducted from the salary due him/her for any of the additional five months in which the absence occurs shall not exceed the sum that is actually paid a substitute employee employed to fill his or her position during his or her absence or, if no substitute employee was employed, the amount that would have been paid to the substitute had he or she been employed. The sick leave, including accumulated sick leave, and the five-month period shall run consecutively. An employee shall not be provided more than one five-month period per illness or accident. However, if a school year terminates before the five-month period is exhausted, the employee may take the balance of the five-month period in the subsequent school year. The leave under this section may only be taken in full day increments and shall be compensated only if there is written verification provided by the employee's health care provider that the employee's illness or accident has disabled the employee from performing his/her essential job functions. In addition, the employee shall provide from his/her health care provider an estimate of the anticipated return of the employee to work. Failure to provide all of the information provided in this Section shall render the employee's absence without pay.

~~13.8 Adoption/Attendant Leave~~

~~A unit member shall have the right to two days of paid leave for the purpose of infant adoption or childbirth disability attendance when the adoption or birth is by the unit member or spouse. Such leave shall be taken at the time of adoption or discharge from the hospital. In addition to the right to two days of paid leave, unit members may request an unpaid leave of absence under CFRA and FMLA.~~

June 19, 2017
Date

For the Association

Daniel R. Moirao, Ed.D., Superintendent

ARTICLE 16

16.11.3 Stipends Class one stipends will be compensated at 0.055057 of Column III, Step 9 and Class two stipends will be compensated at 0.0393264 of Column III, Step 9.

Extra-Curricular	Stipend	Coaching	Stipend
***Band Director Per ~~Performance~~ Production		Head Baseball	One
Cheerleader Coach	Two	**Assistant Baseball	Two
Department Chairperson	1,000	Head Basketball	One
****Drama Director Per ~~Performance~~ Production		**Assistant Basketball	Two
*FFA Advisor	Two	Head Cross Country	One
Journalism Advisor	Two	**Assistant Cross Country	Two
Speech & Debate Coach	Two	Head Football	One
Yearbook Advisor	One	Assistant Football (up to 4)	Two
PLC Lead	1,000 TM	Golf Coach	Two
*****ASB Coordinator	Per Active ~~One~~ Club	Head Soccer	One
Masters Stipend	1,500	**Assistant Soccer	Two
		Head Softball	One
		**Assistant Softball	Two
		Head Track & Field	One
		Assistant Track & Field (up to 3)	Two
		Head Volleyball	One
		**Assistant Volleyball	Two
		Head Wrestling	One
		**Assistant Wrestling	Two
		Head Swim	One

Stipends for Journalism, Yearbook, and Speech and Debate shall not be paid if a class on the Master Schedule for the course exits.

* One per site paid from the district's general fund. Other positions may be paid from other grant sources.

** Limit one per comprehensive school site (school sites may add an additional stipend if an additional level is needed. (e.g. freshman basketball)

*** $945.00 per ~~performance~~ **production** beyond contracted hours not to exceed $3,780.00 annually.

**** $1,260.00 per ~~performance~~ **production** beyond contracted hours not to exceed $3,780.00 annually.

***** $270.00 per active club up to $3,780.00 annually (active club is any club who conducts official **ASB** fundraisers).

June 19, 2017
Date

For the Association

Daniel R. Moirao, Ed.D., Superintendent

ARTICLE 20 – BENEFITS

20. Benefits – All unit members must participate in the medical, dental and vision plan through the District. The District will provide the following benefits; medical up to the dollar amount mentioned in the section 20.1, dental coverage at employee only, and vision at employee only. Any unit member who doesn't use the maximum contribution for the medical benefits may use the difference to increase coverage for dental insurance (20.2) or vision care insurance (20.3) through the negotiated district provider. **Unit members who have a legal spouse or registered domestic partner who is also a Unit Member may opt to have one spouse or partner select to used $9,5000 of the district benefit contribution to purchase medical benefits and the other legal spouse or registered domestic partner may use the remaining $2,750 for a total *maximum* of $15,000 of their district benefit contributions to purchase medical benefits for the District as long as they comply with all rules determined by the District's benefit providers.**

20.0.1 Should enacted health care laws (e.g. ACA) deem that such split of dollars is inconsistent with the minimum requirements that the employer must provide to employee only, both unit members shall have the benefit contribution allocated as provided to the rest of the members.

20.0.2 Unit members opting for this split in their annual contribution shall submit a mutually signed election agreement form to the HR department during the open enrollment period. Unit members who do not submit such an election form by the end of open enrollment shall not be eligible for this option until the ensuing open enrollment period.

20.0.3 As health *(medical)* ~~dental, and vision~~ plans change, the District and Association shall meet to adjust dollar amounts Unit Members may combine.

20.1 Health Insurance

20.1.1 The District's maximum contribution to employee medical benefit premiums will be ~~increased to $11,000 annual beginning July 1, 2015, and then adjusted to $11,750 beginning July 1, 2016. This maximum contribution will be raised again to~~ $12,250 beginning July 1, 2017.

20.1.2 The District and Association agree to offer **Municipalities, Colleges, Schools Insurance Group** ~~Monterey County Schools Insurance Group~~ (MCSIG) Options to unit members and their dependents. Alternative health insurance plans shall be explored through a side letter between the Association and the District and the health insurance plan may be changed upon mutual agreement.

20.1.3 The District's contribution to the health benefit premiums of unit members working less than full time will be prorated by the percentage of employment.

20.2 Dental Insurance

A fully paid dental plan shall be provided by the District for all bargaining unit members. The plan shall be determined by mutual agreement. Employees may purchase dental plan coverage for dependents through the District as their own expense.

20.3 Vision Care Insurance

The District shall provide a vision care service through MCSIG for the employee only. Employees may purchase vision plan coverage for dependents through the District at their own expense.

20.4 Tax Sheltered Annuities

Teachers may participate in the tax-sheltered annuity of their choice with the District providing payroll deduction for this purpose. In addition to IRC 403(b) plans, the District shall make available to employee's investment options in IRC 457(b) plans as allowed by law. The Governing Board shall approve the 457(b) investment provider application that the employee has chosen if the request of individual investment providers chosen by employees participating in 457(b) plans exceeds twelve (12) separate investment providers, the Association and District shall meet and confer to revise adding to the number of investment providers.

20.5 Retirees

20.5.1 Retirees with ten (10) years of experience in the District – Any employee who retires from the District after age 55 with at least ten (10) years of experience in the District shall be allowed to participate in the same benefit plan coverage provided all association members, as long as he/she agrees, in writing, to pay the premiums in no more than two (2) payments semi-annually.

20.5.2 Retirees with fifteen (15) years of credited service within the District – Any employee who retires from the District after age 55 with at least fifteen (15) years of credited service within the District may participate in the same benefit plan coverage provided all Association members. The District will provide the same level of contribution as provided to current employees from the commencement of retirement for up to ten (10) years or to age 65, whichever occurs sooner, or when the retiree becomes eligible for Medicare coverage. The maximum contribution to the retiree health benefit plan shall be equal to the amount provided at the last year of employment.

20.5.3 The District shall receive a resignation in writing from the employee prior to entering into a contract under the provisions of this agreement.

20.6 Unit members who complete a year of work in the school district and who resign at the end of the school year shall be entitled to receive their fringe benefits on a twelve month basis.

June 19, 2017
Date

For the Association

Daniel R. Moirao, Ed.D. Superintendent

ARTICLE 23 – WORK YEAR

23.1 The work year shall be 181 days with student contact. All unit members shall participate in a ~~three (3)~~ **four (4)** additional work days that are mandatory staff development days, for a total of ~~184~~ **185** work days. The staff development days will be used for professional development. The work year for newly hired unit members shall be ~~185~~ **186** days, to include one orientation day for new unit members. **The day of graduation will be considered one of the mandatory staff development days.** ***(contingent upon graduations for both comprehensive high schools is held on the same day)***

~~Beginning with the 2017-2018 school year the District may use one staff development day as a flex day, meaning a day can be changed from staff development to a student contact day. The District may alter this one day annually based upon District needs. The District will present their choice when the work calendar is developed.~~

23.2 The District and the Association agree to meet and confer prior to the State Administrator/Superintendent recommending the student and unit member work calendar to the Governing Board for approval. The parties agree to work together to develop and recommend calendars to the Governing Board by December 1. If agreement cannot be reached, the State Administrator/Superintendent will make the final decision and recommend student and unit member work calendars to the Governing Board.

June 19, 2017
Date

For the Association

Daniel R. Moirao, Ed.D. Superintendent

Appendix A – Salary Schedule

The King City Joint Union Hugh School District Teachers Association and the South Monterey County Joint Union High School District agree that:

- 18-19 School Year
  - Increase each cell of the salary schedule $2300 for purposes of recruitment and retention of highly qualified teachers.
- 19-20 School Year
  - Increase each cell of the salary schedule $1500 for the purposes of recruitment and retention of highly qualified teachers.

June 19, 2017
Date

For the Association

Daniel R. Moirao, Ed.D. Superintendent

APPENDIX A - SALARY SCHEDULE

South Monterey County Joint Union High School District
Certificated Salary Schedule
2017-2018

Step	A Credential No BA Annual	I BA Annual	II Credential plus BA Annual	III BA+45/MA Annual	IV BA + 60 MA + 15 Annual	V BA + 75 MA + 30 Annual
1	39,961	45,266	51,310	54,280	56,427	58,074
2	41,543	47,069	53,365	56,459	58,694	60,410
3	43,190	48,947	55,506	58,729	61,057	62,843
4	44,838	50,824	57,646	60,997	63,419	65,278
5	46,551	52,777	59,872	63,357	65,876	67,809
6			62,186	65,811	68,430	70,441
7			64,594	68,364	71,088	73,178
8				71,019	73,852	76,026
9				73,779	76,725	78,987
10					79,714	82,067
11					82,823	85,268
12						88,600
13						92,063
14						95,666
15						99,413
16						100,455
17						101,508
18						102,573
19						103,649
20						104,737
21						105,836
22						106,947
23						108,070
24						109,205
25						110,352
26						111,511
27						112,683
28						113,868
29						115,064
30						116,274

Based on 184 day work year
Master's Stipend - $1,500

Effective 7-1-2017

$	46.42	Hourly	.0006292 x Column III, Step 9
$	4,062.04	Class One Stipend	.055057 x Column III, Step 9
$	2,901.46	Class Two Stipend	.0393264 x Column III, Step 9

APPENDIX A - SALARY SCHEDULE

South Monterey County Joint Union High School District
Certificated Salary Schedule
2018-2019

Step	A Credential No BA Annual	I BA Annual	II Credential plus BA Annual	III BA+45/MA Annual	IV BA + 60 MA + 15 Annual	V BA + 75 MA + 30 Annual
1	42,261	47,566	53,610	56,580	58,727	60,374
2	43,843	49,369	55,665	58,759	60,994	62,710
3	45,490	51,247	57,806	61,029	63,357	65,143
4	47,138	53,124	59,946	63,297	65,719	67,578
5	48,851	55,077	62,172	65,657	68,176	70,109
6			64,486	68,111	70,730	72,741
7			66,894	70,664	73,388	75,478
8				73,319	76,152	78,326
9				76,079	79,025	81,287
10					82,014	84,367
11					85,123	87,568
12						90,900
13						94,363
14						97,966
15						101,713
16						102,755
17						103,808
18						104,873
19						105,949
20						107,037
21						108,136
22						109,247
23						110,370
24						111,505
25						112,652
26						113,811
27						114,983
28						116,168
29						117,364
30						118,574

Based on 185 day work year

Masters Stipend - $1500

Effective date: 7-1-2018

$	47.87	Hourly	0.0006292 x Column III, Step 9
$	4,188.68	Class One Stipend	0.055057 x Column III, Step 9
$	2,991.91	Class Two Stipend	0.0393264 x Column III, Step 9

June 19, 2017

APPENDIX A - SALARY SCHEDULE

South Monterey County Joint Union High School District
Certificated Salary Schedule
2019-2020

Step	I Credential No BA	I BA	II Credential plus BA	III BA+45/MA	IV BA + 60 MA + 15	V BA + 75 MA + 30
						Annual
1	43,761	49,066	55,110	58,080	60,227	61,874
2	45,343	50,869	57,165	60,259	62,494	64,210
3	46,990	52,747	59,306	62,529	64,857	66,643
4	48,638	54,624	61,446	64,797	67,219	69,078
5	50,351	56,577	63,672	67,157	69,676	71,609
6			65,986	69,611	72,230	74,241
7			68,394	72,164	74,888	76,978
8				74,819	77,652	79,826
9				77,579	80,525	82,787
10					83,514	85,867
11					86,623	89,068
12						92,400
13						95,863
14						99,466
15						103,213
16						104,255
17						105,308
18						106,373
19						107,449
20						108,537
21						109,636
22						110,747
23						111,870
24						113,005
25						114,152
26						115,311
27						116,483
28						117,668
29						118,864
30						120,074

Based on 185 day work year

Masters Stipend - $1500

Effective date: 7-1-2019

$	48.81	Hourly	0.0006292 x Column III, Step 9
$	4,271.27	Class One Stipend	0.055057 x Column III, Step 9
$	3,050.90	Class Two Stipend	0.0393264 x Column III, Step 9

SOUTH MONTEREY COUNTY JOINT UNION HIGH SCHOOL DISTRICT

SUBJECT: Site Enrollment, Attendance and Referral Statistics **MEETING:** June 26, 2017

AGENDA SECTION:

☐ **ACTION**

X INFORMATION

☐ **ACTION/CONSENT**

GOVERNING BOARD

Board Goals:

____ Improve, Monitor and Sustain Student Achievement
X Improve School Climate in Support of Teaching, Learning and Student Safety
____ Develop/Sustain Fiscal Solvency
____ Ensure that Facilities are Safe for Staff and Students
____ Ensure compliance with Education/Other Codes/Updating Board Policies and Administrative Regulations

Summary:
Attached are reports for each site indicating enrollment, attendance and discipline. These reports are for the period through June 14, 2017.

Recommendation:
This is information only.

Fiscal Impact:
Not applicable

Submitted By:

Sherrie S. Castellanos

Approved:

Daniel R. Moirao, Ed.D.
Superintendent

Greenfield High School

2016-2017

MONTHLY ATTENDANCE SUMMARY TOTALS

Month 1-11 (8/8/2016 - 6/9/2017)

Program V Short Term Independent Study

Month	Grade Level	A Tchg Days	B Enroll-ment Carried Fwd	C Gains	D Total Enroll-ment (B+C)	E Losses	F Ending Enroll-ment (D-E)	G Days Not Enroll	H Days Non-Apport Attend	I Total Apport Attend (A*D) - G-H	J Total A.D.A. (I/A)	K Max Days Possible (A*D) - G	L Percent Attend (I/K)
1	9-12	19	0	0	0	0	0	0	0	0	0.00	0	0.00%
Month 1 Total		**19**	**0**	**0**	**0**	**0**	**0**	**0**	**0**	**0**	**0.00**	**0**	**0.00%**
2	9-12	19	0	0	0	0	0	0	0	0	0.00	0	0.00%
Month 2 Total		**19**	**0**	**0**	**0**	**0**	**0**	**0**	**0**	**0**	**0.00**	**0**	**0.00%**
3	9-12	19	0	2	2	2	0	18	20	0	0.00	20	0.00%
Month 3 Total		**19**	**0**	**2**	**2**	**2**	**0**	**18**	**20**	**0**	**0.00**	**20**	**0.00%**
4	9-12	15	0	0	0	0	0	0	0	0	0.00	0	0.00%
Month 4 Total		**15**	**0**	**0**	**0**	**0**	**0**	**0**	**0**	**0**	**0.00**	**0**	**0.00%**
5	9-12	15	0	0	0	0	0	0	0	0	0.00	0	0.00%
Month 5 Total		**15**	**0**	**0**	**0**	**0**	**0**	**0**	**0**	**0**	**0.00**	**0**	**0.00%**
6	9-12	9	0	0	0	0	0	0	0	0	0.00	0	0.00%
Month 6 Total		**9**	**0**	**0**	**0**	**0**	**0**	**0**	**0**	**0**	**0.00**	**0**	**0.00%**
7	9-12	20	0	1	1	1	0	10	10	0	0.00	10	0.00%
Month 7 Total		**20**	**0**	**1**	**1**	**1**	**0**	**10**	**10**	**0**	**0.00**	**10**	**0.00%**
8	9-12	19	0	0	0	0	0	0	0	0	0.00	0	0.00%
Month 8 Total		**19**	**0**	**0**	**0**	**0**	**0**	**0**	**0**	**0**	**0.00**	**0**	**0.00%**
9	9-12	15	0	2	2	2	0	18	12	0	0.00	12	0.00%
Month 9 Total		**15**	**0**	**2**	**2**	**2**	**0**	**18**	**12**	**0**	**0.00**	**12**	**0.00%**
10	9-12	19	0	0	0	0	0	0	0	0	0.00	0	0.00%
Month 10 Total		**19**	**0**	**0**	**0**	**0**	**0**	**0**	**0**	**0**	**0.00**	**0**	**0.00%**
11	9-12	12	0	0	0	0	0	0	0	0	0.00	0	0.00%
Month 11 Total		**12**	**0**	**0**	**0**	**0**	**0**	**0**	**0**	**0**	**0.00**	**0**	**0.00%**
Months 1-11 Cumulative 9-12		181		5		5		46	42	0	0.00	42	0.00%
Months 1-11 Cumulative Total		**181**		**5**		**5**		**46**	**42**	**0**	**0.00**	**42**	**0.00%**

Note - Fields not relating to cumulative attendance are intentionally left blank.

Greenfield High School

6/15/2017
7:39:43 AM

2016-2017

MONTHLY ATTENDANCE SUMMARY TOTALS

Page 1

Month 1-11 (8/8/2016 - 6/9/2017)

Regular Program

Month Grade Level	A Tchg Days	B Enroll-ment Carried Fwd	C Gains	D Total Enroll-ment (B+C)	E Losses	F Ending Enroll-ment (D-E)	G Days Not Enroll	H Days Non-Apport Attend	I Total Apport Attend (A*D) - G-H	J Total A.D.A. (I/A)	K Max Days Possible (A*D) - G	L Percent Attend (I/K)
1 9-12	19	0	1146	1146	22	1124	353	887	20534	1080.74	21421	95.86%
Month 1 Total	**19**	**0**	**1146**	**1146**	**22**	**1124**	**353**	**887**	**20534**	**1080.74**	**21421**	**95.86%**
2 9-12	19	1124	12	1136	16	1120	195	1079	20310	1068.95	21389	94.96%
Month 2 Total	**19**	**1124**	**12**	**1136**	**16**	**1120**	**195**	**1079**	**20310**	**1068.95**	**21389**	**94.96%**
3 9-12	19	1120	9	1129	12	1117	233	1078	20140	1060.00	21218	94.92%
Month 3 Total	**19**	**1120**	**9**	**1129**	**12**	**1117**	**233**	**1078**	**20140**	**1060.00**	**21218**	**94.92%**
4 9-12	15	1117	8	1125	16	1109	159	914	15802	1053.47	16716	94.53%
Month 4 Total	**15**	**1117**	**8**	**1125**	**16**	**1109**	**159**	**914**	**15802**	**1053.47**	**16716**	**94.53%**
5 9-12	15	1109	7	1116	21	1095	75	786	15879	1058.60	16665	95.28%
Month 5 Total	**15**	**1109**	**7**	**1116**	**21**	**1095**	**75**	**786**	**15879**	**1058.60**	**16665**	**95.28%**
6 9-12	9	1095	25	1120	11	1109	105	641	9334	1037.11	9975	93.57%
Month 6 Total	**9**	**1095**	**25**	**1120**	**11**	**1109**	**105**	**641**	**9334**	**1037.11**	**9975**	**93.57%**
7 9-12	20	1109	8	1117	24	1093	322	1725	20293	1014.65	22018	92.17%
Month 7 Total	**20**	**1109**	**8**	**1117**	**24**	**1093**	**322**	**1725**	**20293**	**1014.65**	**22018**	**92.17%**
8 9-12	19	1093	11	1104	17	1087	275	1129	19572	1030.11	20701	94.55%
Month 8 Total	**19**	**1093**	**11**	**1104**	**17**	**1087**	**275**	**1129**	**19572**	**1030.11**	**20701**	**94.55%**
9 9-12	15	1087	10	1097	15	1082	183	932	15340	1022.67	16272	94.27%
Month 9 Total	**15**	**1087**	**10**	**1097**	**15**	**1082**	**183**	**932**	**15340**	**1022.67**	**16272**	**94.27%**
10 9-12	19	1082	8	1090	17	1073	230	1412	19068	1003.58	20480	93.11%
Month 10 Total	**19**	**1082**	**8**	**1090**	**17**	**1073**	**230**	**1412**	**19068**	**1003.58**	**20480**	**93.11%**
11 9-12	12	1073	1	1074	1	1073	4	697	12187	1015.58	12884	94.59%
Month 11 Total	**12**	**1073**	**1**	**1074**	**1**	**1073**	**4**	**697**	**12187**	**1015.58**	**12884**	**94.59%**
Months 1-11 Cumulative 9-12	181		1245		172		2134	11280	188459	1041.21	199739	94.35%
Months 1-11 Cumulative Total	**181**		**1245**		**172**		**2134**	**11280**	**188459**	**1041.21**	**199739**	**94.35%**

Note - Fields not relating to cumulative attendance are intentionally left blank.

Greenfield High School

6/15/2017
7:39:43 AM

2016-2017

MONTHLY ATTENDANCE SUMMARY TOTALS

Month 1-11 (8/8/2016 - 6/9/2017)

Program H Home-Hospital

Month Grade Level	A Tchg Days	B Enroll-ment Carried Fwd	C Gains	D Total Enroll-ment (B+C)	E Losses	F Ending Enroll-ment (D-E)	G Days Not Enroll	H Days Non-Apport Attend	I Total Apport Attend (A*D) - G-H	J Total A.D.A. (I/A)	K Max Days Possible (A*D) - G	L Percent Attend (I/K)
1 9-12	19	0	2	2	0	2	14	0	24	1.26	24	100.00%
Month 1 Total	**19**	**0**	**2**	**2**	**0**	**2**	**14**	**0**	**24**	**1.26**	**24**	**100.00%**
2 9-12	19	2	0	2	0	2	0	0	38	2.00	38	100.00%
Month 2 Total	**19**	**2**	**0**	**2**	**0**	**2**	**0**	**0**	**38**	**2.00**	**38**	**100.00%**
3 9-12	19	2	0	2	0	2	0	0	38	2.00	38	100.00%
Month 3 Total	**19**	**2**	**0**	**2**	**0**	**2**	**0**	**0**	**38**	**2.00**	**38**	**100.00%**
4 9-12	15	2	0	2	0	2	0	0	30	2.00	30	100.00%
Month 4 Total	**15**	**2**	**0**	**2**	**0**	**2**	**0**	**0**	**30**	**2.00**	**30**	**100.00%**
5 9-12	15	2	0	2	0	2	0	0	30	2.00	30	100.00%
Month 5 Total	**15**	**2**	**0**	**2**	**0**	**2**	**0**	**0**	**30**	**2.00**	**30**	**100.00%**
6 9-12	9	2	0	2	0	2	0	0	18	2.00	18	100.00%
Month 6 Total	**9**	**2**	**0**	**2**	**0**	**2**	**0**	**0**	**18**	**2.00**	**18**	**100.00%**
7 9-12	20	2	0	2	0	2	0	0	40	2.00	40	100.00%
Month 7 Total	**20**	**2**	**0**	**2**	**0**	**2**	**0**	**0**	**40**	**2.00**	**40**	**100.00%**
8 9-12	19	2	1	3	0	3	14	7	36	1.89	43	83.72%
Month 8 Total	**19**	**2**	**1**	**3**	**0**	**3**	**14**	**7**	**36**	**1.89**	**43**	**83.72%**
9 9-12	15	3	0	3	0	3	0	9	36	2.40	45	80.00%
Month 9 Total	**15**	**3**	**0**	**3**	**0**	**3**	**0**	**9**	**36**	**2.40**	**45**	**80.00%**
10 9-12	19	3	1	4	0	4	7	10	59	3.11	69	85.51%
Month 10 Total	**19**	**3**	**1**	**4**	**0**	**4**	**7**	**10**	**59**	**3.11**	**69**	**85.51%**
11 9-12	12	4	0	4	0	4	0	6	42	3.50	48	87.50%
Month 11 Total	**12**	**4**	**0**	**4**	**0**	**4**	**0**	**6**	**42**	**3.50**	**48**	**87.50%**
Months 1-11 Cumulative 9-12	**181**		**4**		**0**		**35**	**32**	**391**	**2.16**	**423**	**92.43%**
Months 1-11 Cumulative Total	**181**		**4**		**0**		**35**	**32**	**391**	**2.16**	**423**	**92.43%**

Note - Fields not relating to cumulative attendance are intentionally left blank.

Greenfield High School

2016-2017

MONTHLY ATTENDANCE SUMMARY TOTALS

Month 1-11 (8/8/2016 - 6/9/2017)

Program I Independent Study

Month	Grade Level	A Tchg Days	B Enroll-ment Carried Fwd	C Gains	D Total Enroll-ment (B+C)	E Losses	F Ending Enroll-ment (D-E)	G Days Not Enroll	H Days Non-Apport Attend	I Total Apport Attend (A*D) - G-H	J Total A.D.A. (I/A)	K Max Days Possible (A*D) - G	L Percent Attend (I/K)
1	9-12	19	0	8	8	0	8	30	26	96	5.05	122	78.69%
Month 1 Total		**19**	**0**	**8**	**8**	**0**	**8**	**30**	**26**	**96**	**5.05**	**122**	**78.69%**
2	9-12	19	8	2	10	0	10	20	38	132	6.95	170	77.65%
Month 2 Total		**19**	**8**	**2**	**10**	**0**	**10**	**20**	**38**	**132**	**6.95**	**170**	**77.65%**
3	9-12	19	10	1	11	0	11	4	42	163	8.58	205	79.51%
Month 3 Total		**19**	**10**	**1**	**11**	**0**	**11**	**4**	**42**	**163**	**8.58**	**205**	**79.51%**
4	9-12	15	11	0	11	0	11	0	19	146	9.73	165	88.48%
Month 4 Total		**15**	**11**	**0**	**11**	**0**	**11**	**0**	**19**	**146**	**9.73**	**165**	**88.48%**
5	9-12	15	11	0	11	7	4	0	42	123	8.20	165	74.55%
Month 5 Total		**15**	**11**	**0**	**11**	**7**	**4**	**0**	**42**	**123**	**8.20**	**165**	**74.55%**
6	9-12	9	4	1	5	1	4	7	32	6	0.67	38	15.79%
Month 6 Total		**9**	**4**	**1**	**5**	**1**	**4**	**7**	**32**	**6**	**0.67**	**38**	**15.79%**
7	9-12	20	4	0	4	2	2	23	47	10	0.50	57	17.54%
Month 7 Total		**20**	**4**	**0**	**4**	**2**	**2**	**23**	**47**	**10**	**0.50**	**57**	**17.54%**
8	9-12	19	2	0	2	1	1	4	15	19	1.00	34	55.88%
Month 8 Total		**19**	**2**	**0**	**2**	**1**	**1**	**4**	**15**	**19**	**1.00**	**34**	**55.88%**
9	9-12	15	1	0	1	0	1	0	3	12	0.80	15	80.00%
Month 9 Total		**15**	**1**	**0**	**1**	**0**	**1**	**0**	**3**	**12**	**0.80**	**15**	**80.00%**
10	9-12	19	1	0	1	0	1	0	5	14	0.74	19	73.68%
Month 10 Total		**19**	**1**	**0**	**1**	**0**	**1**	**0**	**5**	**14**	**0.74**	**19**	**73.68%**
11	9-12	12	1	0	1	0	1	0	3	9	0.75	12	75.00%
Month 11 Total		**12**	**1**	**0**	**1**	**0**	**1**	**0**	**3**	**9**	**0.75**	**12**	**75.00%**
Months 1-11 Cumulative 9-12		181		12		11		88	272	730	4.03	1002	72.85%
Months 1-11 Cumulative Total		181		12		11		88	272	730	4.03	1002	72.85%

Note - Fields not relating to cumulative attendance are intentionally left blank.

Greenfield High School

2016-2017

MONTHLY ATTENDANCE SUMMARY TOTALS

Month 1-11 (8/8/2016 - 6/9/2017)

Program S SPED

Month Grade Level	A Tchg Days	B Enroll-ment Carried Fwd	C Gains	D Total Enroll-ment (B+C)	E Losses	F Ending Enroll-ment (D-E)	G Days Not Enroll	H Days Non-Apport Attend	I Total Apport Attend (A*D) - G-H	J Total A.D.A. (I/A)	K Max Days Possible (A*D) - G	L Percent Attend (I/K)
1 9-12	19	0	8	8	0	8	0	17	135	7.11	152	88.82%
Month 1 Total	**19**	**0**	**8**	**8**	**0**	**8**	**0**	**17**	**135**	**7.11**	**152**	**88.82%**
2 9-12	19	8	0	8	0	8	0	19	133	7.00	152	87.50%
Month 2 Total	**19**	**8**	**0**	**8**	**0**	**8**	**0**	**19**	**133**	**7.00**	**152**	**87.50%**
3 9-12	19	8	0	8	0	8	0	5	147	7.74	152	96.71%
Month 3 Total	**19**	**8**	**0**	**8**	**0**	**8**	**0**	**5**	**147**	**7.74**	**152**	**96.71%**
4 9-12	15	8	1	9	0	9	13	5	117	7.80	122	95.90%
Month 4 Total	**15**	**8**	**1**	**9**	**0**	**9**	**13**	**5**	**117**	**7.80**	**122**	**95.90%**
5 9-12	15	9	0	9	0	9	0	15	120	8.00	135	88.89%
Month 5 Total	**15**	**9**	**0**	**9**	**0**	**9**	**0**	**15**	**120**	**8.00**	**135**	**88.89%**
6 9-12	9	9	0	9	1	8	8	4	69	7.67	73	94.52%
Month 6 Total	**9**	**9**	**0**	**9**	**1**	**8**	**8**	**4**	**69**	**7.67**	**73**	**94.52%**
7 9-12	20	8	0	8	0	8	0	14	146	7.30	160	91.25%
Month 7 Total	**20**	**8**	**0**	**8**	**0**	**8**	**0**	**14**	**146**	**7.30**	**160**	**91.25%**
8 9-12	19	8	0	8	0	8	0	6	146	7.68	152	96.05%
Month 8 Total	**19**	**8**	**0**	**8**	**0**	**8**	**0**	**6**	**146**	**7.68**	**152**	**96.05%**
9 9-12	15	8	1	9	0	9	2	17	116	7.73	133	87.22%
Month 9 Total	**15**	**8**	**1**	**9**	**0**	**9**	**2**	**17**	**116**	**7.73**	**133**	**87.22%**
10 9-12	19	9	0	9	0	9	0	10	161	8.47	171	94.15%
Month 10 Total	**19**	**9**	**0**	**9**	**0**	**9**	**0**	**10**	**161**	**8.47**	**171**	**94.15%**
11 9-12	12	9	0	9	0	9	0	10	98	8.17	108	90.74%
Month 11 Total	**12**	**9**	**0**	**9**	**0**	**9**	**0**	**10**	**98**	**8.17**	**108**	**90.74%**
Months 1-11 Cumulative 9-12	181		10		1		23	122	1388	7.67	1510	91.92%
Months 1-11 Cumulative Total	**181**		**10**		**1**		**23**	**122**	**1388**	**7.67**	**1510**	**91.92%**

Note - Fields not relating to cumulative attendance are intentionally left blank.

Greenfield High School

MONTHLY ATTENDANCE SUMMARY TOTALS

Month 1-11 (8/8/2016 - 6/9/2017)

Program T SDC Transitional Program

Month Grade Level	A Tchg Days	B Enroll-ment Carried Fwd	C Gains	D Total Enroll-ment (B+C)	E Losses	F Ending Enroll-ment (D-E)	G Days Not Enroll	H Days Non-Apport Attend	I Total Apport Attend (A*D) - G-H	J Total A.D.A. (I/A)	K Max Days Possible (A*D) - G	L Percent Attend (I/K)
1 9-12	19	0	13	13	0	13	1	20	226	11.89	246	91.87%
Month 1 Total	**19**	**0**	**13**	**13**	**0**	**13**	**1**	**20**	**226**	**11.89**	**246**	**91.87%**
2 9-12	19	13	0	13	0	13	0	9	238	12.53	247	96.36%
Month 2 Total	**19**	**13**	**0**	**13**	**0**	**13**	**0**	**9**	**238**	**12.53**	**247**	**96.36%**
3 9-12	19	13	0	13	0	13	0	16	231	12.16	247	93.52%
Month 3 Total	**19**	**13**	**0**	**13**	**0**	**13**	**0**	**16**	**231**	**12.16**	**247**	**93.52%**
4 9-12	15	13	0	13	0	13	0	16	179	11.93	195	91.79%
Month 4 Total	**15**	**13**	**0**	**13**	**0**	**13**	**0**	**16**	**179**	**11.93**	**195**	**91.79%**
5 9-12	15	13	0	13	1	12	6	15	174	11.60	189	92.06%
Month 5 Total	**15**	**13**	**0**	**13**	**1**	**12**	**6**	**15**	**174**	**11.60**	**189**	**92.06%**
6 9-12	9	12	1	13	0	13	6	19	92	10.22	111	82.88%
Month 6 Total	**9**	**12**	**1**	**13**	**0**	**13**	**6**	**19**	**92**	**10.22**	**111**	**82.88%**
7 9-12	20	13	0	13	1	12	9	21	230	11.50	251	91.63%
Month 7 Total	**20**	**13**	**0**	**13**	**1**	**12**	**9**	**21**	**230**	**11.50**	**251**	**91.63%**
8 9-12	19	12	0	12	0	12	0	24	204	10.74	228	89.47%
Month 8 Total	**19**	**12**	**0**	**12**	**0**	**12**	**0**	**24**	**204**	**10.74**	**228**	**89.47%**
9 9-12	15	12	0	12	0	12	0	10	170	11.33	180	94.44%
Month 9 Total	**15**	**12**	**0**	**12**	**0**	**12**	**0**	**10**	**170**	**11.33**	**180**	**94.44%**
10 9-12	19	12	0	12	0	12	0	17	211	11.11	228	92.54%
Month 10 Total	**19**	**12**	**0**	**12**	**0**	**12**	**0**	**17**	**211**	**11.11**	**228**	**92.54%**
11 9-12	12	12	0	12	0	12	0	14	130	10.83	144	90.28%
Month 11 Total	**12**	**12**	**0**	**12**	**0**	**12**	**0**	**14**	**130**	**10.83**	**144**	**90.28%**
Months 1-11 Cumulative 9-12	181		14		2		22	181	2085	11.52	2266	92.01%
Months 1-11 Cumulative Total	**181**		**14**		**2**		**22**	**181**	**2085**	**11.52**	**2266**	**92.01%**

Note - Fields not relating to cumulative attendance are intentionally left blank.

Greenfield High School

6/15/2017

2016-2017

Discipline Distribution Report from 8/8/2016 to 6/1/2017

Code # and Name	Total	Grade				Sex		Hispanic/Latino?	Race (Not Hispanic)						
		9	10	11	12	F	M	Y	100	200	300	400	600	700	999
01 *Alcohol, Possession of (E) 48	1	-	1	-	-	-	1	1	-	-	-	-	-	-	-
02 *Alcohol, Use of (E) 48900 (c)	11	6	4	1	-	-	11	11	-	-	-	-	-	-	-
04 *Assault (E) 48900 (a)(2)	23	10	4	9	-	5	18	23	-	-	-	-	-	-	-
07 *Drugs, Paraphernalia (E) 489C	6	2	1	-	3	2	4	6	-	-	-	-	-	-	-
08 *Drugs, Possession of (E) 489C	11	3	7	-	1	2	9	10	-	-	-	-	-	1	-
09 *Drugs, Sale of (E) 48900 (d)	1	-	1	-	-	-	1	1	-	-	-	-	-	-	-
10 *Drugs, Use of (E) 48900 (c)	14	3	4	3	4	2	12	14	-	-	-	-	-	-	-
15 *Knife, Brandishing (E)48900 (b	1	-	-	1	-	-	1	1	-	-	-	-	-	-	-
16 *Loitering/Trespassing	5	-	3	1	1	1	4	5	-	-	-	-	-	-	-
17 *Property, Deface/Tag/Graffiti (I	1	-	-	-	1	-	1	1	-	-	-	-	-	-	-
18 *Property, Destruction of (E) 48	9	6	-	2	1	-	9	8	-	-	-	-	-	1	-
23 *Theft (E) 48900 (g)	8	7	1	-	-	1	7	8	-	-	-	-	-	-	-
24 *Vandalism (E) 48900 (f)	2	1	1	-	-	1	1	2	-	-	-	-	-	-	-
25 *Weapon, Possession of (E) 48	8	4	1	3	-	-	8	8	-	-	-	-	-	-	-
33 Academic Code Violation (Che	2	-	2	-	-	-	2	2	-	-	-	-	-	-	-
36 Behavior, Defiance (E) 48900 (I	220	91	93	20	16	30	190	219	-	-	-	-	-	1	-
37 Behavior, Disobedience (E) 48	28	11	10	5	2	2	26	27	-	-	-	-	-	1	-
38 Behavior, Disruptive (E) 48900	129	62	45	14	8	17	112	127	-	-	-	-	-	2	-
39 Behavior, Inappropriate (E) 48	152	72	54	18	8	20	132	150	-	-	-	-	-	2	-
40 Campus, Closed	2	1	-	-	1	1	1	2	-	-	-	-	-	-	-
41 Class Rules, Violation of	15	8	6	1	-	2	13	15	-	-	-	-	-	-	-
42 Class, Leave without Permissio	21	8	10	1	2	5	16	20	-	-	-	-	-	1	-
44 Contract, Behavior	1	-	1	-	-	-	1	1	-	-	-	-	-	-	-
45 Dangerous Object	6	5	-	1	-	-	6	6	-	-	-	-	-	-	-
46 Detention, No Show	3	-	1	2	-	1	2	3	-	-	-	-	-	-	-
47 Disruption of School Activities (	10	6	-	4	-	3	7	9	-	-	-	-	1	-	-
48 Dress, Code Violation	3	1	2	-	-	-	3	3	-	-	-	-	-	-	-

Greenfield High School

2016-2017 | **Discipline Distribution Report from 8/8/2016 to 6/1/2017** | 6/15/2017 | Page 2

Code # and Name		Total	Grade				Sex		Hispanic/Latino?	Race (Not Hispanic)						
			9	10	11	12	F	M	Y	100	200	300	400	600	700	999
49	Dress, Gang Related	1	-	1	-	-	-	1	1	-	-	-	-	-	-	-
52	Fighting (E) 48900 (a)(1)	55	29	18	5	3	11	44	54	-	-	-	-	-	1	-
53	Firearm, Imitation (E) 48900 (m	1	-	-	1	-	-	1	1	-	-	-	-	-	-	-
58	Harassment (E) 48900.4	16	5	7	4	-	3	13	16	-	-	-	-	-	-	-
60	Hate Statement (E) 48900.3	10	5	3	2	-	2	8	10	-	-	-	-	-	-	-
62	Horseplay	2	1	-	-	1	-	2	2	-	-	-	-	-	-	-
64	Language, Obscene (E) 48900	5	3	2	-	-	-	5	5	-	-	-	-	-	-	-
65	Language, Profanity (E) 48900	27	13	13	-	1	3	24	27	-	-	-	-	-	-	-
67	Materials, Inappropriate	2	1	1	-	-	-	2	2	-	-	-	-	-	-	-
70	Obscene Act (E) 48900 (i)	1	1	-	-	-	1	-	1	-	-	-	-	-	-	-
71	Off Limits	11	3	4	2	2	1	10	11	-	-	-	-	-	-	-
72	P.E., Non-suit	1	-	1	-	-	-	1	1	-	-	-	-	-	-	-
73	Saturday School, No Show	2	-	1	1	-	-	2	2	-	-	-	-	-	-	-
74	Profanity (E) 48900 (i)	12	4	4	3	1	2	10	12	-	-	-	-	-	-	-
75	Harassment, Threats or Intimid	19	6	6	5	2	1	18	19	-	-	-	-	-	-	-
76	School Rules, Violation of	11	5	4	2	-	3	8	11	-	-	-	-	-	-	-
79	Stolen Property, Possession of	2	1	1	-	-	-	2	2	-	-	-	-	-	-	-
81	Tardy, Habitual	126	45	51	11	19	23	103	126	-	-	-	-	-	-	-
83	Tardy Sweeps	3	3	-	-	-	3	-	3	-	-	-	-	-	-	-
84	Threats to Others (E) 48900 (a)	1	-	-	1	-	-	1	1	-	-	-	-	-	-	-
85	Threats to Students (E) 48900 (	3	3	-	-	-	-	3	3	-	-	-	-	-	-	-
89	Truant	22	6	11	4	1	3	19	22	-	-	-	-	-	-	-
90	Truant, Period	7	1	5	1	-	5	2	7	-	-	-	-	-	-	-
92	Other	5	1	1	3	-	1	4	5	-	-	-	-	-	-	-
	Totals:	1,038	443	386	131	78	157	881	1,027	-	-	-	-	1	10	-

King City High School

6/15/2017
7:38:30 AM

2016-2017

MONTHLY ATTENDANCE SUMMARY TOTALS

Month 1-11 (8/8/2016 - 6/9/2017)

Regular Program

Month	Grade Level	A Tchg Days	B Enroll-ment Carried Fwd	C Gains	D Total Enroll-ment (B+C)	E Losses	F Ending Enroll-ment (D-E)	G Days Not Enroll	H Days Non-Apport Attend	I Total Apport Attend (A*D) - G-H	J Total A.D.A. (I/A)	K Max Days Possible (A*D) - G	L Percent Attend (I/K)
1	9-12	19	0	1028	1028	34	994	486	590	18456	971.37	19046	96.90%
Month 1 Total		**19**	**0**	**1028**	**1028**	**34**	**994**	**486**	**590**	**18456**	**971.37**	**19046**	**96.90%**
2	9-12	19	994	11	1005	16	989	196	722	18177	956.68	18899	96.18%
Month 2 Total		**19**	**994**	**11**	**1005**	**16**	**989**	**196**	**722**	**18177**	**956.68**	**18899**	**96.18%**
3	9-12	19	989	4	993	16	977	198	732	17937	944.05	18669	96.08%
Month 3 Total		**19**	**989**	**4**	**993**	**16**	**977**	**198**	**732**	**17937**	**944.05**	**18669**	**96.08%**
4	9-12	15	977	6	983	5	978	64	709	13972	931.47	14681	95.17%
Month 4 Total		**15**	**977**	**6**	**983**	**5**	**978**	**64**	**709**	**13972**	**931.47**	**14681**	**95.17%**
5	9-12	15	978	2	980	9	971	65	602	14033	935.53	14635	95.89%
Month 5 Total		**15**	**978**	**2**	**980**	**9**	**971**	**65**	**602**	**14033**	**935.53**	**14635**	**95.89%**
6	9-12	9	971	17	988	15	973	104	479	8309	923.22	8788	94.55%
Month 6 Total		**9**	**971**	**17**	**988**	**15**	**973**	**104**	**479**	**8309**	**923.22**	**8788**	**94.55%**
7	9-12	20	973	11	984	17	967	279	901	18500	925.00	19401	95.36%
Month 7 Total		**20**	**973**	**11**	**984**	**17**	**967**	**279**	**901**	**18500**	**925.00**	**19401**	**95.36%**
8	9-12	19	967	2	969	15	954	171	756	17484	920.21	18240	95.86%
Month 8 Total		**19**	**967**	**2**	**969**	**15**	**954**	**171**	**756**	**17484**	**920.21**	**18240**	**95.86%**
9	9-12	15	954	4	958	8	950	92	715	13563	904.20	14278	94.99%
Month 9 Total		**15**	**954**	**4**	**958**	**8**	**950**	**92**	**715**	**13563**	**904.20**	**14278**	**94.99%**
10	9-12	19	950	3	953	6	947	107	703	17297	910.37	18000	96.09%
Month 10 Total		**19**	**950**	**3**	**953**	**6**	**947**	**107**	**703**	**17297**	**910.37**	**18000**	**96.09%**
11	9-12	12	947	0	947	4	943	10	430	10924	910.33	11354	96.21%
Month 11 Total		**12**	**947**	**0**	**947**	**4**	**943**	**10**	**430**	**10924**	**910.33**	**11354**	**96.21%**
Months 1-11 Cumulative 9-12		181		1088		145		1772	7339	168652	931.78	175991	95.83%
Months 1-11 Cumulative Total		**181**		**1088**		**145**		**1772**	**7339**	**168652**	**931.78**	**175991**	**95.83%**

Note - Fields not relating to cumulative attendance are intentionally left blank.

King City High School

2016-2017

MONTHLY ATTENDANCE SUMMARY TOTALS

Month 1-11 (8/8/2016 - 6/9/2017)

Program H Home-Hospital

Month	Grade Level	A Tchg Days	B Enroll-ment Carried Fwd	C Gains	D Total Enroll-ment (B+C)	E Losses	F Ending Enroll-ment (D-E)	G Days Not Enroll	H Days Non-Apport Attend	I Total Apport Attend (A*D) - G-H	J Total A.D.A. (I/A)	K Max Days Possible (A*D) - G	L Percent Attend (I/K)
1	9-12	19	0	1	1	0	1	3	5	11	0.58	16	68.75%
Month 1 Total		**19**	**0**	**1**	**1**	**0**	**1**	**3**	**5**	**11**	**0.58**	**16**	**68.75%**
2	9-12	19	1	1	2	0	2	9	13	16	0.84	29	55.17%
Month 2 Total		**19**	**1**	**1**	**2**	**0**	**2**	**9**	**13**	**16**	**0.84**	**29**	**55.17%**
3	9-12	19	2	0	2	0	2	0	11	27	1.42	38	71.05%
Month 3 Total		**19**	**2**	**0**	**2**	**0**	**2**	**0**	**11**	**27**	**1.42**	**38**	**71.05%**
4	9-12	15	2	0	2	0	2	0	13	17	1.13	30	56.67%
Month 4 Total		**15**	**2**	**0**	**2**	**0**	**2**	**0**	**13**	**17**	**1.13**	**30**	**56.67%**
5	9-12	15	2	0	2	2	0	0	13	17	1.13	30	56.67%
Month 5 Total		**15**	**2**	**0**	**2**	**2**	**0**	**0**	**13**	**17**	**1.13**	**30**	**56.67%**
6	9-12	9	0	3	3	0	3	11	10	6	0.67	16	37.50%
Month 6 Total		**9**	**0**	**3**	**3**	**0**	**3**	**11**	**10**	**6**	**0.67**	**16**	**37.50%**
7	9-12	20	3	1	4	0	4	11	31	38	1.90	69	55.07%
Month 7 Total		**20**	**3**	**1**	**4**	**0**	**4**	**11**	**31**	**38**	**1.90**	**69**	**55.07%**
8	9-12	19	4	0	4	0	4	0	28	48	2.53	76	63.16%
Month 8 Total		**19**	**4**	**0**	**4**	**0**	**4**	**0**	**28**	**48**	**2.53**	**76**	**63.16%**
9	9-12	15	4	0	4	0	4	0	15	45	3.00	60	75.00%
Month 9 Total		**15**	**4**	**0**	**4**	**0**	**4**	**0**	**15**	**45**	**3.00**	**60**	**75.00%**
10	9-12	19	4	0	4	0	4	0	42	34	1.79	76	44.74%
Month 10 Total		**19**	**4**	**0**	**4**	**0**	**4**	**0**	**42**	**34**	**1.79**	**76**	**44.74%**
11	9-12	12	4	0	4	0	4	0	24	24	2.00	48	50.00%
Month 11 Total		**12**	**4**	**0**	**4**	**0**	**4**	**0**	**24**	**24**	**2.00**	**48**	**50.00%**
Months 1-11 Cumulative 9-12		181		6		2		34	205	283	1.56	488	57.99%
Months 1-11 Cumulative Total		**181**		**6**		**2**		**34**	**205**	**283**	**1.56**	**488**	**57.99%**

Note - Fields not relating to cumulative attendance are intentionally left blank.

King City High School

MONTHLY ATTENDANCE SUMMARY TOTALS

Month 1-11 (8/8/2016 - 6/9/2017)

Program I Independent Study

Month Grade Level	A Tchg Days	B Enroll-ment Carried Fwd	C Gains	D Total Enroll-ment (B+C)	E Losses	F Ending Enroll-ment (D-E)	G Days Not Enroll	H Days Non-Apport Attend	I Total Apport Attend (A*D) - G-H	J Total A.D.A. (I/A)	K Max Days Possible (A*D) - G	L Percent Attend (I/K)
1 9-12	19	0	10	10	2	8	31	53	106	5.58	159	66.67%
Month 1 Total	**19**	**0**	**10**	**10**	**2**	**8**	**31**	**53**	**106**	**5.58**	**159**	**66.67%**
2 9-12	19	8	1	9	0	9	18	15	138	7.26	153	90.20%
Month 2 Total	**19**	**8**	**1**	**9**	**0**	**9**	**18**	**15**	**138**	**7.26**	**153**	**90.20%**
3 9-12	19	9	0	9	0	9	0	36	135	7.11	171	78.95%
Month 3 Total	**19**	**9**	**0**	**9**	**0**	**9**	**0**	**36**	**135**	**7.11**	**171**	**78.95%**
4 9-12	15	9	0	9	0	9	0	21	114	7.60	135	84.44%
Month 4 Total	**15**	**9**	**0**	**9**	**0**	**9**	**0**	**21**	**114**	**7.60**	**135**	**84.44%**
5 9-12	15	9	0	9	2	7	0	27	108	7.20	135	80.00%
Month 5 Total	**15**	**9**	**0**	**9**	**2**	**7**	**0**	**27**	**108**	**7.20**	**135**	**80.00%**
6 9-12	9	7	5	12	1	11	17	51	40	4.44	91	43.96%
Month 6 Total	**9**	**7**	**5**	**12**	**1**	**11**	**17**	**51**	**40**	**4.44**	**91**	**43.96%**
7 9-12	20	11	0	11	1	10	4	71	145	7.25	216	67.13%
Month 7 Total	**20**	**11**	**0**	**11**	**1**	**10**	**4**	**71**	**145**	**7.25**	**216**	**67.13%**
8 9-12	19	10	1	11	0	11	4	81	124	6.53	205	60.49%
Month 8 Total	**19**	**10**	**1**	**11**	**0**	**11**	**4**	**81**	**124**	**6.53**	**205**	**60.49%**
9 9-12	15	11	0	11	0	11	0	54	111	7.40	165	67.27%
Month 9 Total	**15**	**11**	**0**	**11**	**0**	**11**	**0**	**54**	**111**	**7.40**	**165**	**67.27%**
10 9-12	19	11	0	11	1	10	10	64	135	7.11	199	67.84%
Month 10 Total	**19**	**11**	**0**	**11**	**1**	**10**	**10**	**64**	**135**	**7.11**	**199**	**67.84%**
11 9-12	12	10	0	10	0	10	0	40	80	6.67	120	66.67%
Month 11 Total	**12**	**10**	**0**	**10**	**0**	**10**	**0**	**40**	**80**	**6.67**	**120**	**66.67%**
Months 1-11 Cumulative 9-12	181		17		7		84	513	1236	6.83	1749	70.67%
Months 1-11 Cumulative Total	**181**		**17**		**7**		**84**	**513**	**1236**	**6.83**	**1749**	**70.67%**

Note - Fields not relating to cumulative attendance are intentionally left blank.

King City High School

2016-2017

MONTHLY ATTENDANCE SUMMARY TOTALS

Month 1-11 (8/8/2016 - 6/9/2017)

Program N SDC and Home-Hospital

Month Grade Level	A Tchg Days	B Enroll-ment Carried Fwd	C Gains	D Total Enroll-ment (B+C)	E Losses	F Ending Enroll-ment (D-E)	G Days Not Enroll	H Days Non-Apport Attend	I Total Apport Attend (A*D) - G-H	J Total A.D.A. (I/A)	K Max Days Possible (A*D) - G	L Percent Attend (I/K)
1 9-12	19	0	0	0	0	0	0	0	0	0.00	0	0.00%
Month 1 Total	**19**	**0**	**0**	**0**	**0**	**0**	**0**	**0**	**0**	**0.00**	**0**	**0.00%**
2 9-12	19	0	0	0	0	0	0	0	0	0.00	0	0.00%
Month 2 Total	**19**	**0**	**0**	**0**	**0**	**0**	**0**	**0**	**0**	**0.00**	**0**	**0.00%**
3 9-12	19	0	0	0	0	0	0	0	0	0.00	0	0.00%
Month 3 Total	**19**	**0**	**0**	**0**	**0**	**0**	**0**	**0**	**0**	**0.00**	**0**	**0.00%**
4 9-12	15	0	0	0	0	0	0	0	0	0.00	0	0.00%
Month 4 Total	**15**	**0**	**0**	**0**	**0**	**0**	**0**	**0**	**0**	**0.00**	**0**	**0.00%**
5 9-12	15	0	0	0	0	0	0	0	0	0.00	0	0.00%
Month 5 Total	**15**	**0**	**0**	**0**	**0**	**0**	**0**	**0**	**0**	**0.00**	**0**	**0.00%**
6 9-12	9	0	0	0	0	0	0	0	0	0.00	0	0.00%
Month 6 Total	**9**	**0**	**0**	**0**	**0**	**0**	**0**	**0**	**0**	**0.00**	**0**	**0.00%**
7 9-12	20	0	1	1	0	1	0	2	18	0.90	20	90.00%
Month 7 Total	**20**	**0**	**1**	**1**	**0**	**1**	**0**	**2**	**18**	**0.90**	**20**	**90.00%**
8 9-12	19	1	0	1	0	1	0	7	12	0.63	19	63.16%
Month 8 Total	**19**	**1**	**0**	**1**	**0**	**1**	**0**	**7**	**12**	**0.63**	**19**	**63.16%**
9 9-12	15	1	0	1	0	1	0	4	11	0.73	15	73.33%
Month 9 Total	**15**	**1**	**0**	**1**	**0**	**1**	**0**	**4**	**11**	**0.73**	**15**	**73.33%**
10 9-12	19	1	0	1	0	1	0	4	15	0.79	19	78.95%
Month 10 Total	**19**	**1**	**0**	**1**	**0**	**1**	**0**	**4**	**15**	**0.79**	**19**	**78.95%**
11 9-12	12	1	0	1	0	1	0	8	4	0.33	12	33.33%
Month 11 Total	**12**	**1**	**0**	**1**	**0**	**1**	**0**	**8**	**4**	**0.33**	**12**	**33.33%**
Months 1-11 Cumulative 9-12	181		1		0		0	25	60	0.33	85	70.59%
Months 1-11 Cumulative Total	**181**		**1**		**0**		**0**	**25**	**60**	**0.33**	**85**	**70.59%**

Note - Fields not relating to cumulative attendance are intentionally left blank.

King City High School

6/15/2017
7:38:30 AM

2016-2017

MONTHLY ATTENDANCE SUMMARY TOTALS

Month 1-11 (8/8/2016 - 6/9/2017)

Program S SPED

Month Grade Level	A Tchg Days	B Enroll-ment Carried Fwd	C Gains	D Total Enroll-ment (B+C)	E Losses	F Ending Enroll-ment (D-E)	G Days Not Enroll	H Days Non-Apport Attend	I Total Apport Attend (A*D) - G-H	J Total A.D.A. (I/A)	K Max Days Possible (A*D) - G	L Percent Attend (I/K)
1 9-12	19	0	5	5	0	5	0	7	88	4.63	95	92.63%
Month 1 Total	**19**	**0**	**5**	**5**	**0**	**5**	**0**	**7**	**88**	**4.63**	**95**	**92.63%**
2 9-12	19	5	0	5	0	5	0	10	85	4.47	95	89.47%
Month 2 Total	**19**	**5**	**0**	**5**	**0**	**5**	**0**	**10**	**85**	**4.47**	**95**	**89.47%**
3 9-12	19	5	0	5	0	5	0	12	83	4.37	95	87.37%
Month 3 Total	**19**	**5**	**0**	**5**	**0**	**5**	**0**	**12**	**83**	**4.37**	**95**	**87.37%**
4 9-12	15	5	1	6	0	6	13	18	59	3.93	77	76.62%
Month 4 Total	**15**	**5**	**1**	**6**	**0**	**6**	**13**	**18**	**59**	**3.93**	**77**	**76.62%**
5 9-12	15	6	0	6	0	6	0	16	74	4.93	90	82.22%
Month 5 Total	**15**	**6**	**0**	**6**	**0**	**6**	**0**	**16**	**74**	**4.93**	**90**	**82.22%**
6 9-12	9	6	0	6	0	6	0	11	43	4.78	54	79.63%
Month 6 Total	**9**	**6**	**0**	**6**	**0**	**6**	**0**	**11**	**43**	**4.78**	**54**	**79.63%**
7 9-12	20	6	0	6	0	6	0	24	96	4.80	120	80.00%
Month 7 Total	**20**	**6**	**0**	**6**	**0**	**6**	**0**	**24**	**96**	**4.80**	**120**	**80.00%**
8 9-12	19	6	0	6	0	6	0	20	94	4.95	114	82.46%
Month 8 Total	**19**	**6**	**0**	**6**	**0**	**6**	**0**	**20**	**94**	**4.95**	**114**	**82.46%**
9 9-12	15	6	0	6	0	6	0	18	72	4.80	90	80.00%
Month 9 Total	**15**	**6**	**0**	**6**	**0**	**6**	**0**	**18**	**72**	**4.80**	**90**	**80.00%**
10 9-12	19	6	0	6	0	6	0	21	93	4.89	114	81.58%
Month 10 Total	**19**	**6**	**0**	**6**	**0**	**6**	**0**	**21**	**93**	**4.89**	**114**	**81.58%**
11 9-12	12	6	0	6	0	6	0	15	57	4.75	72	79.17%
Month 11 Total	**12**	**6**	**0**	**6**	**0**	**6**	**0**	**15**	**57**	**4.75**	**72**	**79.17%**
Months 1-11 Cumulative 9-12	181		6		0		13	172	844	4.66	1016	83.07%
Months 1-11 Cumulative Total	**181**		**6**		**0**		**13**	**172**	**844**	**4.66**	**1016**	**83.07%**

Note - Fields not relating to cumulative attendance are intentionally left blank.

Month 1-11 (8/8/2016 - 6/9/2017)

Program T SDC Transitional Program

Month	Grade Level	A Tchg Days	B Enroll-ment Carried Fwd	C Gains	D Total Enroll-ment (B+C)	E Losses	F Ending Enroll-ment (D-E)	G Days Not Enroll	H Days Non-Apport Attend	I Total Apport Attend (A*D) - G-H	J Total A.D.A. (I/A)	K Max Days Possible (A*D) - G	L Percent Attend (I/K)
1	9-12	19	0	34	34	0	34	6	14	626	32.95	640	97.81%
Month 1 Total		**19**	**0**	**34**	**34**	**0**	**34**	**6**	**14**	**626**	**32.95**	**640**	**97.81%**
2	9-12	19	34	0	34	0	34	0	39	607	31.95	646	93.96%
Month 2 Total		**19**	**34**	**0**	**34**	**0**	**34**	**0**	**39**	**607**	**31.95**	**646**	**93.96%**
3	9-12	19	34	0	34	1	33	18	26	602	31.68	628	95.86%
Month 3 Total		**19**	**34**	**0**	**34**	**1**	**33**	**18**	**26**	**602**	**31.68**	**628**	**95.86%**
4	9-12	15	33	0	33	0	33	0	30	465	31.00	495	93.94%
Month 4 Total		**15**	**33**	**0**	**33**	**0**	**33**	**0**	**30**	**465**	**31.00**	**495**	**93.94%**
5	9-12	15	33	0	33	0	33	0	18	477	31.80	495	96.36%
Month 5 Total		**15**	**33**	**0**	**33**	**0**	**33**	**0**	**18**	**477**	**31.80**	**495**	**96.36%**
6	9-12	9	33	0	33	0	33	0	15	282	31.33	297	94.95%
Month 6 Total		**9**	**33**	**0**	**33**	**0**	**33**	**0**	**15**	**282**	**31.33**	**297**	**94.95%**
7	9-12	20	33	1	34	0	34	10	31	639	31.95	670	95.37%
Month 7 Total		**20**	**33**	**1**	**34**	**0**	**34**	**10**	**31**	**639**	**31.95**	**670**	**95.37%**
8	9-12	19	34	0	34	1	33	12	38	596	31.37	634	94.01%
Month 8 Total		**19**	**34**	**0**	**34**	**1**	**33**	**12**	**38**	**596**	**31.37**	**634**	**94.01%**
9	9-12	15	33	0	33	0	33	0	26	469	31.27	495	94.75%
Month 9 Total		**15**	**33**	**0**	**33**	**0**	**33**	**0**	**26**	**469**	**31.27**	**495**	**94.75%**
10	9-12	19	33	0	33	0	33	0	58	569	29.95	627	90.75%
Month 10 Total		**19**	**33**	**0**	**33**	**0**	**33**	**0**	**58**	**569**	**29.95**	**627**	**90.75%**
11	9-12	12	33	0	33	0	33	0	32	364	30.33	396	91.92%
Month 11 Total		**12**	**33**	**0**	**33**	**0**	**33**	**0**	**32**	**364**	**30.33**	**396**	**91.92%**
Months 1-11 Cumulative 9-12		**181**		**35**		**2**		**46**	**327**	**5696**	**31.47**	**6023**	**94.57%**
Months 1-11 Cumulative Total		**181**		**35**		**2**		**46**	**327**	**5696**	**31.47**	**6023**	**94.57%**

Note - Fields not relating to cumulative attendance are intentionally left blank.

King City High School

6/15/2017

2016-2017

Discipline Distribution Report from 8/8/2016 to 6/1/2017

Code # and Name	Total	Grade				Sex		Hispanic/Latino?	Race (Not Hispanic)						
		9	10	11	12	F	M	Y	100	200	300	400	600	700	999
02 *Alcohol, Use of (E) 48900 (c)	2	-	1	1	-	-	2	1	-	-	-	-	-	-	-
04 *Assault (E) 48900 (a)(2)	6	5	1	-	-	1	5	6	-	-	-	-	-	-	-
06 *Burglary (E) 48900 (g)	1	1	-	-	-	-	1	1	-	-	-	-	-	-	-
07 *Drugs, Paraphernalia (E) 489C	9	2	2	1	4	-	9	8	-	-	-	-	-	1	-
08 *Drugs, Possession of (E) 489C	18	8	3	4	3	2	16	18	-	-	-	-	-	-	-
10 *Drugs, Use of (E) 48900 (c)	14	2	7	4	1	3	11	13	-	-	-	-	1	-	-
11 *Explosives, Destructible Devic	1	1	-	-	-	-	1	1	-	-	-	-	-	-	-
17 *Property, Deface/Tag/Graffiti (I	2	-	-	2	-	-	2	2	-	-	-	-	-	-	-
18 *Property, Destruction of (E) 48	2	1	1	-	-	-	2	2	-	-	-	-	-	-	-
22 *Sexual Harassment (E) 48900	2	1	1	-	-	-	2	2	-	-	-	-	-	-	-
25 *Weapon, Possession of (E) 48	2	1	1	-	-	-	2	2	-	-	-	-	-	-	-
33 Academic Code Violation (Che:	1	-	1	-	-	-	1	-	-	-	-	-	-	-	-
36 Behavior, Defiance (E) 48900 (I	19	3	9	4	3	-	19	12	-	-	-	-	-	1	-
37 Behavior, Disobedience (E) 48	7	1	1	4	1	-	7	6	-	-	-	-	1	-	-
38 Behavior, Disruptive (E) 48900	21	5	12	4	-	2	19	13	-	-	-	-	1	2	-
39 Behavior, Inappropriate (E) 48	9	4	4	-	1	-	9	5	-	-	-	-	-	1	-
41 Class Rules, Violation of	2	-	1	-	1	-	2	2	-	-	-	-	-	-	-
42 Class, Leave without Permissio	1	-	1	-	-	-	1	-	-	-	-	-	-	-	-
45 Dangerous Object	2	-	-	1	1	-	2	2	-	-	-	-	-	-	-
47 Disruption of School Activities (	3	2	1	-	-	1	2	3	-	-	-	-	-	-	-
52 Fighting (E) 48900 (a)(1)	35	12	10	6	7	10	25	32	-	-	-	-	1	2	-
58 Harassment (E) 48900.4	2	1	-	-	1	-	2	2	-	-	-	-	-	-	-
64 Language, Obscene (E) 48900	1	1	-	-	-	-	1	1	-	-	-	-	-	-	-
71 Off Limits	1	1	-	-	-	-	1	1	-	-	-	-	-	-	-
75 Harassment, Threats or Intimid:	2	1	1	-	-	-	2	2	-	-	-	-	-	-	-
76 School Rules, Violation of	2	-	1	-	1	-	2	1	-	-	-	-	-	-	-
81 Tardy, Habitual	1	-	1	-	-	-	1	-	-	-	-	-	-	-	-

King City High School

2016-2017 | **Discipline Distribution Report from 8/8/2016 to 6/1/2017** | 6/15/2017

Code # and Name	Total	Grade				Sex		Hispanic/Latino?	Race (Not Hispanic)						
		9	10	11	12	F	M	Y	100	200	300	400	600	700	999
85 Threats to Students (E) 48900 (	3	3	-	-	-	-	3	3	-	-	-	-	-	-	-
86 Threats, Terrorist (E) 48900.7	2	-	-	2	-	-	2	2	-	-	-	-	-	-	-
88 Tobacco, Use of (E) 48900 (h)	3	1	-	-	2	1	2	2	-	-	-	-	-	1	-
89 Truant	2	-	2	-	-	-	2	-	-	-	-	-	-	-	-
92 Other	4	1	3	-	-	-	4	3	-	-	-	-	-	-	-
Totals:	182	58	65	33	26	20	162	148	-	-	-	-	4	8	-

Portola-Butler Contin. High School

6/15/2017
7:40:31 AM

2016-2017

MONTHLY ATTENDANCE SUMMARY TOTALS

Month 1-10 (8/8/2016 - 5/12/2017)

Regular Program

Month	Grade Level	A Tchg Days	B Enroll-ment Carried Fwd	C Gains	D Total Enroll-ment (B+C)	E Losses	F Ending Enroll-ment (D-E)	G Days Not Enroll	H Days Non-Apport Attend	I Total Apport Attend (A*D) - G-H	J Total A.D.A. (I/A)	K Max Days Possible (A*D) - G	L Percent Attend (I/K)
1	9-12	19	0	59	59	6	53	190	8	923	48.58	931	99.14%
Month 1 Total		**19**	**0**	**59**	**59**	**6**	**53**	**190**	**8**	**923**	**48.58**	**931**	**99.14%**
5	9-12	15	63	0	63	8	55	32	0	913	60.87	913	100.00%
Month 5 Total		**15**	**63**	**0**	**63**	**8**	**55**	**32**	**0**	**913**	**60.87**	**913**	**100.00%**
6	9-12	9	55	6	61	8	53	56	0	493	54.78	493	100.00%
Month 6 Total		**9**	**55**	**6**	**61**	**8**	**53**	**56**	**0**	**493**	**54.78**	**493**	**100.00%**
7	9-12	20	53	12	65	3	62	96	0	1204	60.20	1204	100.00%
Month 7 Total		**20**	**53**	**12**	**65**	**3**	**62**	**96**	**0**	**1204**	**60.20**	**1204**	**100.00%**
8	9-12	19	62	4	66	3	63	46	4	1204	63.37	1208	99.67%
Month 8 Total		**19**	**62**	**4**	**66**	**3**	**63**	**46**	**4**	**1204**	**63.37**	**1208**	**99.67%**
9	9-12	15	63	7	70	6	64	94	0	956	63.73	956	100.00%
Month 9 Total		**15**	**63**	**7**	**70**	**6**	**64**	**94**	**0**	**956**	**63.73**	**956**	**100.00%**
10	9-12	19	64	5	69	2	67	52	0	1259	66.26	1259	100.00%
Month 10 Total		**19**	**64**	**5**	**69**	**2**	**67**	**52**	**0**	**1259**	**66.26**	**1259**	**100.00%**
Months 1-10 Cumulative 9-12		116		93		36		566	12	6952	59.93	6964	99.83%
Months 1-10 Cumulative Total		**116**		**93**		**36**		**566**	**12**	**6952**	**59.93**	**6964**	**99.83%**

Note - Fields not relating to cumulative attendance are intentionally left blank.

Portola-Butler Contin. High School

2016-2017

MONTHLY ATTENDANCE SUMMARY TOTALS

Month 1-10 (8/8/2016 - 5/12/2017)

Program I Independent Study

Month	Grade Level	A Tchg Days	B Enroll-ment Carried Fwd	C Gains	D Total Enroll-ment (B+C)	E Losses	F Ending Enroll-ment (D-E)	G Days Not Enroll	H Days Non-Apport Attend	I Total Apport Attend (A*D) - G-H	J Total A.D.A. (I/A)	K Max Days Possible (A*D) - G	L Percent Attend (I/K)
1	9-12	19	0	6	6	1	5	26	17	71	3.74	88	80.68%
Month 1 Total		**19**	**0**	**6**	**6**	**1**	**5**	**26**	**17**	**71**	**3.74**	**88**	**80.68%**
5	9-12	15	5	0	5	2	3	0	3	72	4.80	75	96.00%
Month 5 Total		**15**	**5**	**0**	**5**	**2**	**3**	**0**	**3**	**72**	**4.80**	**75**	**96.00%**
6	9-12	9	3	0	3	3	0	15	12	0	0.00	12	0.00%
Month 6 Total		**9**	**3**	**0**	**3**	**3**	**0**	**15**	**12**	**0**	**0.00**	**12**	**0.00%**
7	9-12	20	0	0	0	0	0	0	0	0	0.00	0	0.00%
Month 7 Total		**20**	**0**	**0**	**0**	**0**	**0**	**0**	**0**	**0**	**0.00**	**0**	**0.00%**
8	9-12	19	0	0	0	0	0	0	0	0	0.00	0	0.00%
Month 8 Total		**19**	**0**	**0**	**0**	**0**	**0**	**0**	**0**	**0**	**0.00**	**0**	**0.00%**
9	9-12	15	0	0	0	0	0	0	0	0	0.00	0	0.00%
Month 9 Total		**15**	**0**	**0**	**0**	**0**	**0**	**0**	**0**	**0**	**0.00**	**0**	**0.00%**
10	9-12	19	0	0	0	0	0	0	0	0	0.00	0	0.00%
Month 10 Total		**19**	**0**	**0**	**0**	**0**	**0**	**0**	**0**	**0**	**0.00**	**0**	**0.00%**
Months 1-10 Cumulative 9-12		116		6		6		41	32	143	1.23	175	81.71%
Months 1-10 Cumulative Total		**116**		**6**		**6**		**41**	**32**	**143**	**1.23**	**175**	**81.71%**

Note - Fields not relating to cumulative attendance are intentionally left blank.

Portola-Butler Contin. High School

2016-2017

MONTHLY ATTENDANCE SUMMARY TOTALS

Month 1-10 (8/8/2016 - 5/12/2017)

Program V Short Term Independent Study

Month Grade Level	A Tchg Days	B Enroll-ment Carried Fwd	C Gains	D Total Enroll-ment (B+C)	E Losses	F Ending Enroll-ment (D-E)	G Days Not Enroll	H Days Non-Apport Attend	I Total Apport Attend (A*D) - G-H	J Total A.D.A. (I/A)	K Max Days Possible (A*D) - G	L Percent Attend (I/K)
1 9-12	19	0	1	1	0	1	8	11	0	0.00	11	0.00%
Month 1 Total	**19**	**0**	**1**	**1**	**0**	**1**	**8**	**11**	**0**	**0.00**	**11**	**0.00%**
5 9-12	15	0	0	0	0	0	0	0	0	0.00	0	0.00%
Month 5 Total	**15**	**0**	**0**	**0**	**0**	**0**	**0**	**0**	**0**	**0.00**	**0**	**0.00%**
6 9-12	9	0	2	2	0	2	1	17	0	0.00	17	0.00%
Month 6 Total	**9**	**0**	**2**	**2**	**0**	**2**	**1**	**17**	**0**	**0.00**	**17**	**0.00%**
7 9-12	20	2	0	2	2	0	10	30	0	0.00	30	0.00%
Month 7 Total	**20**	**2**	**0**	**2**	**2**	**0**	**10**	**30**	**0**	**0.00**	**30**	**0.00%**
8 9-12	19	0	0	0	0	0	0	0	0	0.00	0	0.00%
Month 8 Total	**19**	**0**	**0**	**0**	**0**	**0**	**0**	**0**	**0**	**0.00**	**0**	**0.00%**
9 9-12	15	0	1	1	1	0	8	0	7	0.47	7	100.00%
Month 9 Total	**15**	**0**	**1**	**1**	**1**	**0**	**8**	**0**	**7**	**0.47**	**7**	**100.00%**
10 9-12	19	0	0	0	0	0	0	0	0	0.00	0	0.00%
Month 10 Total	**19**	**0**	**0**	**0**	**0**	**0**	**0**	**0**	**0**	**0.00**	**0**	**0.00%**
Months 1-10 Cumulative 9-12	116		4		3		27	58	7	0.06	65	10.77%
Months 1-10 Cumulative Total	**116**		**4**		**3**		**27**	**58**	**7**	**0.06**	**65**	**10.77%**

Note - Fields not relating to cumulative attendance are intentionally left blank.

Portola-Butler Contin. High School

2016-2017

MONTHLY ATTENDANCE SUMMARY TOTALS

Month 1-10 (8/8/2016 - 5/12/2017)

Program X Fifth year senior

Month Grade Level	A Tchg Days	B Enroll-ment Carried Fwd	C Gains	D Total Enroll-ment (B+C)	E Losses	F Ending Enroll-ment (D-E)	G Days Not Enroll	H Days Non-Apport Attend	I Total Apport Attend (A*D) - G-H	J Total A.D.A. (I/A)	K Max Days Possible (A*D) - G	L Percent Attend (I/K)
1 9-12	19	0	5	5	0	5	14	0	81	4.26	81	100.00%
Month 1 Total	**19**	**0**	**5**	**5**	**0**	**5**	**14**	**0**	**81**	**4.26**	**81**	**100.00%**
5 9-12	15	3	0	3	3	0	0	0	45	3.00	45	100.00%
Month 5 Total	**15**	**3**	**0**	**3**	**3**	**0**	**0**	**0**	**45**	**3.00**	**45**	**100.00%**
6 9-12	9	0	0	0	0	0	0	0	0	0.00	0	0.00%
Month 6 Total	**9**	**0**	**0**	**0**	**0**	**0**	**0**	**0**	**0**	**0.00**	**0**	**0.00%**
7 9-12	20	0	0	0	0	0	0	0	0	0.00	0	0.00%
Month 7 Total	**20**	**0**	**0**	**0**	**0**	**0**	**0**	**0**	**0**	**0.00**	**0**	**0.00%**
8 9-12	19	0	0	0	0	0	0	0	0	0.00	0	0.00%
Month 8 Total	**19**	**0**	**0**	**0**	**0**	**0**	**0**	**0**	**0**	**0.00**	**0**	**0.00%**
9 9-12	15	0	0	0	0	0	0	0	0	0.00	0	0.00%
Month 9 Total	**15**	**0**	**0**	**0**	**0**	**0**	**0**	**0**	**0**	**0.00**	**0**	**0.00%**
10 9-12	19	0	0	0	0	0	0	0	0	0.00	0	0.00%
Month 10 Total	**19**	**0**	**0**	**0**	**0**	**0**	**0**	**0**	**0**	**0.00**	**0**	**0.00%**
Months 1-10 Cumulative 9-12	**116**		**5**		**3**		**14**	**0**	**126**	**1.09**	**126**	**100.00%**
Months 1-10 Cumulative Total	**116**		**5**		**3**		**14**	**0**	**126**	**1.09**	**126**	**100.00%**

Note - Fields not relating to cumulative attendance are intentionally left blank.

Portola-Butler Contin. High School

2016-2017 | **Discipline Distribution Report from 8/8/2016 to 6/1/2017** | 6/15/2017

Code # and Name	Total	Grade			Sex		Hispanic/Latino?	Race (Not Hispanic)						
		10	11	12	F	M	Y	100	200	300	400	600	700	999
02 *Alcohol, Use of (E) 48900 (c)	1	-	1	-	-	1	1	-	-	-	-	-	-	-
04 *Assault (E) 48900 (a)(2)	2	-	2	-	-	2	2	-	-	-	-	-	-	-
07 *Drugs, Paraphernalia (E) 489C	4	1	1	2	-	4	4	-	-	-	-	-	-	-
08 *Drugs, Possession of (E) 489C	3	-	2	1	-	3	3	-	-	-	-	-	-	-
10 *Drugs, Use of (E) 48900 (c)	7	2	2	3	-	7	6	-	-	-	-	1	-	-
16 *Loitering/Trespassing	1	-	1	-	1	-	1	-	-	-	-	-	-	-
17 *Property, Deface/Tag/Graffiti (I	2	-	2	-	-	2	2	-	-	-	-	-	-	-
25 *Weapon, Possession of (E) 48	2	1	1	-	-	2	2	-	-	-	-	-	-	-
36 Behavior, Defiance (E) 48900 (I	21	8	8	5	1	20	21	-	-	-	-	-	-	-
37 Behavior, Disobedience (E) 48	11	2	6	3	-	11	10	-	-	-	-	1	-	-
38 Behavior, Disruptive (E) 48900	15	7	6	2	2	13	14	-	-	-	-	1	-	-
39 Behavior, Inappropriate (E) 48	16	4	7	5	2	14	16	-	-	-	-	-	-	-
42 Class, Leave without Permissio	1	1	-	-	-	1	1	-	-	-	-	-	-	-
45 Dangerous Object	2	-	1	1	-	2	2	-	-	-	-	-	-	-
46 Detention, No Show	2	-	2	-	-	2	2	-	-	-	-	-	-	-
52 Fighting (E) 48900 (a)(1)	8	5	3	-	1	7	8	-	-	-	-	-	-	-
53 Firearm, Imitation (E) 48900 (m	1	-	1	-	-	1	1	-	-	-	-	-	-	-
58 Harassment (E) 48900.4	2	-	1	1	-	2	2	-	-	-	-	-	-	-
60 Hate Statement (E) 48900.3	1	-	-	1	-	1	1	-	-	-	-	-	-	-
65 Language, Profanity (E) 48900	1	1	-	-	-	1	1	-	-	-	-	-	-	-
71 Off Limits	2	-	1	1	-	2	2	-	-	-	-	-	-	-
74 Profanity (E) 48900 (i)	4	2	1	1	-	4	4	-	-	-	-	-	-	-
75 Harassment, Threats or Intimid	4	1	3	-	-	4	4	-	-	-	-	-	-	-
76 School Rules, Violation of	1	-	1	-	-	1	1	-	-	-	-	-	-	-
81 Tardy, Habitual	7	2	4	1	2	5	7	-	-	-	-	-	-	-
92 Other	1	-	1	-	1	-	1	-	-	-	-	-	-	-
Totals:	122	37	58	27	10	112	119	-	-	-	-	3	-	-

Pinnacles Charter School

6/15/2017
7:43:29 AM

2016-2017

MONTHLY ATTENDANCE SUMMARY TOTALS

Month 1-10 (8/8/2016 - 5/12/2017)

Program I Independent Study

Month	Grade Level	A Tchg Days	B Enroll-ment Carried Fwd	C Gains	D Total Enroll-ment (B+C)	E Losses	F Ending Enroll-ment (D-E)	G Days Not Enroll	H Days Non-Apport Attend	I Total Apport Attend (A*D) - G-H	J Total A.D.A. (I/A)	K Max Days Possible (A*D) - G	L Percent Attend (I/K)
1	9-12	19	0	6	6	0	6	74	17	23	1.21	40	57.50%
Month 1 Total		**19**	**0**	**6**	**6**	**0**	**6**	**74**	**17**	**23**	**1.21**	**40**	**57.50%**
2	9-12	19	6	8	14	0	14	64	89	113	5.95	202	55.94%
Month 2 Total		**19**	**6**	**8**	**14**	**0**	**14**	**64**	**89**	**113**	**5.95**	**202**	**55.94%**
3	9-12	19	14	11	25	1	24	48	157	270	14.21	427	63.23%
Month 3 Total		**19**	**14**	**11**	**25**	**1**	**24**	**48**	**157**	**270**	**14.21**	**427**	**63.23%**
4	9-12	15	24	1	25	0	25	2	122	251	16.73	373	67.29%
Month 4 Total		**15**	**24**	**1**	**25**	**0**	**25**	**2**	**122**	**251**	**16.73**	**373**	**67.29%**
5	9-12	15	25	2	27	1	26	14	177	214	14.27	391	54.73%
Month 5 Total		**15**	**25**	**2**	**27**	**1**	**26**	**14**	**177**	**214**	**14.27**	**391**	**54.73%**
6	9-12	9	26	8	34	0	34	13	216	77	8.56	293	26.28%
Month 6 Total		**9**	**26**	**8**	**34**	**0**	**34**	**13**	**216**	**77**	**8.56**	**293**	**26.28%**
7	9-12	20	34	7	41	0	41	87	194	539	26.95	733	73.53%
Month 7 Total		**20**	**34**	**7**	**41**	**0**	**41**	**87**	**194**	**539**	**26.95**	**733**	**73.53%**
8	9-12	19	41	7	48	0	48	40	102	770	40.53	872	88.30%
Month 8 Total		**19**	**41**	**7**	**48**	**0**	**48**	**40**	**102**	**770**	**40.53**	**872**	**88.30%**
9	9-12	15	48	11	59	1	58	76	175	634	42.27	809	78.37%
Month 9 Total		**15**	**48**	**11**	**59**	**1**	**58**	**76**	**175**	**634**	**42.27**	**809**	**78.37%**
10	9-12	19	57	5	62	1	61	47	254	877	46.16	1131	77.54%
Month 10 Total		**19**	**57**	**5**	**62**	**1**	**61**	**47**	**254**	**877**	**46.16**	**1131**	**77.54%**
Months 1-10 Cumulative 9-12		169		66		4		465	1503	3768	22.30	5271	71.49%
Months 1-10 Cumulative Total		**169**		**66**		**4**		**465**	**1503**	**3768**	**22.30**	**5271**	**71.49%**

Note - Fields not relating to cumulative attendance are intentionally left blank.

Pinnacles Charter School

6/15/2017

2016-2017

Discipline Distribution Report from 8/8/2016 to 6/1/2017

Code	# and Name	Total	Grade 9	10	11	12	Sex F	M	Hispanic/Latino? Y	Race (Not Hispanic) 100	200	300	400	600	700	999
04	*Assault (E) 48900 (a)(2)	1	-	-	1	-	-	1	1	-	-	-	-	-	-	-
07	*Drugs, Paraphernalia (E) 489C	1	-	-	1	-	-	1	1	-	-	-	-	-	-	-
08	*Drugs, Possession of (E) 489C	2	1	-	1	-	-	2	2	-	-	-	-	-	-	-
10	*Drugs, Use of (E) 48900 (c)	3	-	-	3	-	-	3	3	-	-	-	-	-	-	-
15	*Knife, Brandishing (E)48900 (b	1	-	-	1	-	-	1	1	-	-	-	-	-	-	-
17	*Property, Deface/Tag/Graffiti (I	1	-	-	1	-	-	1	1	-	-	-	-	-	-	-
18	*Property, Destruction of (E) 48	2	2	-	-	-	-	2	2	-	-	-	-	-	-	-
36	Behavior, Defiance (E) 48900 (l	18	6	5	7	-	3	15	18	-	-	-	-	-	-	-
37	Behavior, Disobedience (E) 48	4	1	-	3	-	-	4	4	-	-	-	-	-	-	-
38	Behavior, Disruptive (E) 48900	11	4	2	5	-	2	9	11	-	-	-	-	-	-	-
39	Behavior, Inappropriate (E) 48	9	6	1	2	-	1	8	9	-	-	-	-	-	-	-
41	Class Rules, Violation of	1	1	-	-	-	-	1	1	-	-	-	-	-	-	-
45	Dangerous Object	2	1	-	1	-	-	2	2	-	-	-	-	-	-	-
52	Fighting (E) 48900 (a)(1)	2	1	1	-	-	1	1	2	-	-	-	-	-	-	-
58	Harassment (E) 48900.4	1	-	-	1	-	-	1	1	-	-	-	-	-	-	-
65	Language, Profanity (E) 48900	1	1	-	-	-	-	1	1	-	-	-	-	-	-	-
74	Profanity (E) 48900 (i)	1	-	-	1	-	-	1	1	-	-	-	-	-	-	-
75	Harassment, Threats or Intimid	1	-	-	1	-	-	1	1	-	-	-	-	-	-	-
81	Tardy, Habitual	9	5	-	4	-	2	7	9	-	-	-	-	-	-	-
84	Threats to Others (E) 48900 (a)	1	-	-	1	-	-	1	1	-	-	-	-	-	-	-
86	Threats, Terrorist (E) 48900.7	1	-	-	1	-	-	1	1	-	-	-	-	-	-	-
89	Truant	1	-	1	-	-	-	1	1	-	-	-	-	-	-	-
90	Truant, Period	2	-	2	-	-	1	1	2	-	-	-	-	-	-	-
92	Other	1	-	-	1	-	-	1	1	-	-	-	-	-	-	-
	Totals:	77	29	12	36	-	10	67	77	-	-	-	-	-	-	-

SOUTH MONTEREY COUNTY JOINT UNION HIGH SCHOOL DISTRICT

SUBJECT: Revenue and Expenditures for 2016/17 Through June 14, 2017

MEETING: June 26, 2017

AGENDA SECTION:

☐ **ACTION**

X INFORMATION

☐ **ACTION/CONSENT**

GOVERNING BOARD

Board Goals:

____	Improve, Monitor and Sustain Student Achievement
____	Improve School Climate in Support of Teaching, Learning and Student Safety
X	Develop/Sustain Fiscal Solvency
____	Ensure that Facilities are Safe for Staff and Students
X	Ensure compliance with Education/Other Codes/Updating Board Policies and Administrative Regulations

Summary:
Attached is the Revenues and Expenditures Report for each Fund through June 14, 2017.

Recommendation:
This is information only.

Fiscal Impact:
Per the 2016/17 approved budget.

Submitted By:

Sherrie S. Castellanos
Chief Business Official

Approved:

Daniel R. Moirão, Ed.D.
Superintendent

Fund Balance Summary (SACS)

Fund 01 - General Fund — Fiscal Year 2017 through 06/14/2017

		Budget	Actual	Encumbrance	Balance	Avail
REVENUES						
LCFF Revenue Sources	(8010-8099)	22,966,223.00	21,405,400.29		1,560,822.71	7%
Federal Revenue	(8100-8299)	1,468,862.99	689,598.81		779,264.18	53%
Other State Revenue	(8300-8599)	4,022,242.18	3,297,268.77		724,973.41	18%
Other Local Revenue	(8600-8799)	1,997,099.32	1,175,971.90		821,127.42	41%
Total Revenues		**30,454,427.49**	**26,568,239.77**		**3,886,187.72**	**13%**
EXPENDITURES						
Certificated Salaries	(1000-1999)	10,603,393.20	9,316,249.31	866,899.98	420,243.91	4%
Classified Salaries	(2000-2999)	3,096,757.44	2,780,479.23	179,139.25	137,138.96	4%
Employee Benefits	(3000-3999)	5,138,801.42	4,001,553.29	341,502.21	795,745.92	15%
Books and Supplies	(4000-4999)	2,357,746.90	1,535,155.31	371,627.89	450,963.70	19%
Services & Operating Expenses	(5000-5999)	6,694,642.12	3,802,404.43	1,168,703.40	1,723,534.29	26%
Capital Outlay	(6000-6999)	1,491,572.00	595,484.35	442,892.60	453,195.05	30%
Other Outgo	(7100-7299, 7400-7499)	1,955,257.00	441,852.99	.00	1,513,404.01	77%
Total Expenditures		**31,338,170.08**	**22,473,178.91**	**3,370,765.33**	**5,494,225.84**	**18%**
Operating Surplus/(Deficit)		**(883,742.59)**	**4,095,060.86**	**724,295.53**		
Beginning Fund Balance		**8,157,353.48**	**8,157,353.18**	**8,157,353.18**		
Net Ending Fund Balance		**7,273,610.89**	**12,252,414.04**	**8,881,648.71**		
**** calculated ****						
Components of Ending Fund Balance						
Undesignated/Unappropriated - 9790		7,273,610.89	.00			
Ending Fund Balance		**7,273,610.89**	**.00**			

Fund 09 - Charter Schools Fund		Budget	Actual	Encumbrance	Balance	Avail
					Fiscal Year 2017 through 06/14/2017	
REVENUES						
LCFF Revenue Sources	(8010-8099)	108,912.00	62,149.00		46,763.00	43%
Other State Revenue	(8300-8599)	2,248.00	.00		2,248.00	100%
Other Local Revenue	(8600-8799)	.00	(6.91)		6.91	0%
Total Revenues		**111,160.00**	**62,142.09**		**49,017.91**	**44%**
EXPENDITURES						
Certificated Salaries	(1000-1999)	42,206.00	52,313.57	4,620.47	(14,728.04)	(35)%
Classified Salaries	(2000-2999)	3,076.00	2,690.66	384.38	0.96	0%
Employee Benefits	(3000-3999)	16,908.00	17,111.09	2,146.98	(2,350.07)	(14)%
Books and Supplies	(4000-4999)	7,526.00	3,986.63	1,950.65	1,588.72	21%
Services & Operating Expenses	(5000-5999)	32.00	28.00	3.50	0.50	2%
Total Expenditures		**69,748.00**	**76,129.95**	**9,105.98**	**(15,487.93)**	**(22)%**
Operating Surplus/(Deficit)		**41,412.00**	**(13,987.86)**	**(23,093.84)**		
Net Ending Fund Balance		**41,412.00**	**(13,987.86)**	**(23,093.84)**		
**** calculated ****						
Components of Ending Fund Balance						
Undesignated/Unappropriated - 9790		41,412.00	.00			
Ending Fund Balance		**41,412.00**	**.00**			

Fund 11 - Adult Education Fund					Fiscal Year 2017 through 06/14/2017	
		Budget	Actual	Encumbrance	Balance	Avail
REVENUES						
Other State Revenue	(8300-8599)	78,500.00	65,909.86		12,590.14	16%
Other Local Revenue	(8600-8799)	.00	(305.94)		305.94	0%
Total Revenues		**78,500.00**	**65,603.92**		**12,896.08**	**16%**
EXPENDITURES						
Certificated Salaries	(1000-1999)	43,729.00	51,585.49	.00	(7,856.49)	(18)%
Classified Salaries	(2000-2999)	7,500.00	9,979.52	.00	(2,479.52)	(33)%
Employee Benefits	(3000-3999)	8,192.00	7,982.96	.00	209.04	3%
Books and Supplies	(4000-4999)	22,793.00	19,084.87	1,739.44	1,968.69	9%
Services & Operating Expenses	(5000-5999)	20,925.20	4,008.15	1,136.41	15,780.64	75%
Total Expenditures		**103,139.20**	**92,640.99**	**2,875.85**	**7,622.36**	**7%**
Operating Surplus/(Deficit)		**(24,639.20)**	**(27,037.07)**	**(29,912.92)**		
Beginning Fund Balance		**24,639.20**	**24,639.20**	**24,639.20**		
Net Ending Fund Balance		**.00**	**(2,397.87)**	**(5,273.72)**		
**** calculated ****						

Fund 13 - Cafeteria Fund		Budget	Actual	Encumbrance	Balance	Avail
				Fiscal Year 2017 through 06/14/2017		
REVENUES						
Federal Revenue	(8100-8299)	455,000.00	225,437.72		229,562.28	50%
Other State Revenue	(8300-8599)	36,500.00	20,870.04		15,629.96	43%
Other Local Revenue	(8600-8799)	165,343.00	153,227.23		12,115.77	7%
Total Revenues		**656,843.00**	**399,534.99**		**257,308.01**	**39%**
EXPENDITURES						
Classified Salaries	(2000-2999)	151,758.00	144,902.80	8,290.71	(1,435.51)	(1)%
Employee Benefits	(3000-3999)	76,359.87	72,773.94	3,445.82	140.11	0%
Books and Supplies	(4000-4999)	428,851.13	400,455.98	21,054.10	7,341.05	2%
Services & Operating Expenses	(5000-5999)	19,341.00	12,060.97	5,353.71	1,926.32	10%
Total Expenditures		**676,310.00**	**630,193.69**	**38,144.34**	**7,971.97**	**1%**
Operating Surplus/(Deficit)		**(19,467.00)**	**(230,658.70)**	**(268,803.04)**		
Beginning Fund Balance		**227,326.37**	**227,326.37**	**227,326.37**		
Net Ending Fund Balance *** calculated ***		**207,859.37**	**(3,332.33)**	**(41,476.67)**		
Components of Ending Fund Balance						
Undesignated/Unappropriated - 9790		207,859.37	.00			
Ending Fund Balance		**207,859.37**	**.00**			

Fund 17 - Special Reserve Fund for Other		Budget	Actual	Encumbrance	Balance	Avail
				Fiscal Year 2017 through 06/14/2017		
REVENUES						
Other Local Revenue	(8600-8799)	16,266.00	37,621.69		(21,355.69)	(131)%
Total Revenues		16,266.00	37,621.69		(21,355.69)	(131)%
Operating Surplus/(Deficit)		16,266.00	37,621.69	37,621.69		
OTHER FINANCING SOURCES/USES						
Interfund Transfers Out	(7600-7629)	2,500,000.00	.00	.00	2,500,000.00	100%
Total Other Financing Sources/Uses		(2,500,000.00)	.00	.00	(2,500,000.00)	100%
Net Surplus/(Deficit)		(2,483,734.00)	37,621.69	37,621.69		
Beginning Fund Balance		3,021,838.60	3,021,838.60	3,021,838.60		
Net Ending Fund Balance *** calculated ***		538,104.60	3,059,460.29	3,059,460.29		
Components of Ending Fund Balance						
Undesignated/Unappropriated - 9790		538,104.60	.00			
Ending Fund Balance		538,104.60	.00			

Fund 25 - Capital Facilities Fund		Budget	Actual	Encumbrance	Balance	Avail
Fiscal Year 2017 through 06/14/2017						
REVENUES						
Other Local Revenue	(8600-8799)	174,685.00	184,513.40		(9,828.40)	(6)%
Total Revenues		**174,685.00**	**184,513.40**		**(9,828.40)**	**(6)%**
EXPENDITURES						
Books and Supplies	(4000-4999)	10,000.00	.00	.00	10,000.00	100%
Services & Operating Expenses	(5000-5999)	72,961.00	24,878.63	24,355.52	23,726.85	33%
Capital Outlay	(6000-6999)	50,900.00	48,182.53	875.00	1,842.47	4%
Other Outgo	(7100-7299, 7400-7499)	105,224.00	74,012.58	.00	31,211.42	30%
Total Expenditures		**239,085.00**	**147,073.74**	**25,230.52**	**66,780.74**	**28%**
Operating Surplus/(Deficit)		**(64,400.00)**	**37,439.66**	**12,209.14**		
Beginning Fund Balance		**183,779.54**	**183,779.54**	**183,779.54**		
Net Ending Fund Balance		**119,379.54**	**221,219.20**	**195,988.68**		
**** calculated ****						
Components of Ending Fund Balance						
Undesignated/Unappropriated - 9790		119,379.54	.00			
Ending Fund Balance		**119,379.54**	**.00**			

Fund 56 - Debt Service Fund				Fiscal Year 2017 through 06/14/2017	
	Budget	Actual	Encumbrance	Balance	Avail
OTHER FINANCING SOURCES/USES					
Interfund Transfers In (8900-8929)	2,500,000.00	.00		2,500,000.00	100%
Total Other Financing Sources/Uses	**2,500,000.00**	**.00**		**2,500,000.00**	**100%**
Net Surplus/(Deficit)	**2,500,000.00**	**.00**	**.00**		
Beginning Fund Balance	**1,248,727.02**	**1,248,727.02**	**1,248,727.02**		
Net Ending Fund Balance *** calculated ***	**3,748,727.02**	**1,248,727.02**	**1,248,727.02**		
Components of Ending Fund Balance					
Undesignated/Unappropriated - 9790	3,748,727.02	.00			
Ending Fund Balance	**3,748,727.02**	**.00**			

SOUTH MONTEREY COUNTY JOINT UNION HIGH SCHOOL DISTRICT

SUBJECT: Cashflow Summary 2016/17
Through June 14, 2017

AGENDA SECTION:

MEETING: June 26, 2017

☐ **ACTION**

X INFORMATION

☐ **ACTION/CONSENT**

GOVERNING BOARD

Board Goals:

____	Improve, Monitor and Sustain Student Achievement
____	Improve School Climate in Support of Teaching, Learning and Student Safety
X	Develop/Sustain Fiscal Solvency
____	Ensure that Facilities are Safe for Staff and Students
X	Ensure compliance with Education/Other Codes/Updating Board Policies and Administrative Regulations

Summary:
Cashflow Summary Report – Through June 14, 2017

Fund 01 – General Fund
Fund 11 – Adult Education
Fund 13 – Cafeteria Fund (Fund 13 usually runs a negative balance as there are no advance apportionments)
Fund 17 – Special Reserve Fund
Fund 25 – Capital Facilities Program
Fund 35 – School Facility Program
Fund 56 – Debt Service

Recommendation:
This is information only.

Fiscal Impact:
None

Submitted By:

Sherrie S. Castellanos
Chief Business Official

Approved:

Daniel R. Moirao, Ed.D.
Superintendent

Fund 01 - Actuals through June — Fiscal Year 2016/17

	Object	Beginning Balance	July	August	September	October	November	December	
A. BEGINNING CASH	9110		10,390,803.30	10,294,433.20	9,543,059.20	10,148,898.14	10,252,620.73	8,549,164.01	
B. RECEIPTS									
LCFF Revenue Sources									
Principal Apportionment	8010-8019		2,047,738.00	2,047,738.00	2,811,898.00	2,047,738.00		765,800.00	
Property Taxes	8020-8079		2,186.59		5,844.68	164,787.06	30,359.70	2,655,621.13	
Miscellaneous Funds	8080-8099								
Federal Revenues	8100-8299				79,990.80			217,543.00	
Other State Revenues	8300-8599		132,497.85		1,792,282.86	29,180.25	306,668.30	24,482.00	
Other Local Revenues	8600-8799		350.00-	76,476.00	65,991.19	139,847.78	192,933.82	80,188.02	
Interfund Transfers In	8910-8929								
All Other Financing Sources	8930-8979								
Undefined Objects									
TOTAL RECEIPTS		.00	2,182,072.44	2,124,214.00	4,756,007.53	2,381,553.09	529,961.82	3,743,634.15	
C. DISBURSEMENTS									
Certificated Salaries	1000-1999		114,859.47	919,162.89	894,657.35	926,997.50	914,555.45	942,852.17	
Classified Salaries	2000-2999		140,752.49	260,359.57	260,627.40	252,332.78	260,199.37	284,395.53	
Employee Benefits	3000-3999		114,915.54	399,119.48	381,795.37	387,612.82	391,809.85	392,515.75	
Books and Supplies	4000-4999		102,582.23	281,987.30	166,460.46	143,851.01	137,230.63	73,067.64	
Services	5000-5999		372,263.43	546,413.82	481,820.30	391,214.55	378,862.83	331,717.11	
Capital Outlay	6000-6599			119,955.98	17,035.00	13,252.38	50,934.84	60,470.23	
Other Outgo	7000-7499		5,583.00	39,318.04	41,242.90	35,944.53	41,274.46	5,784.03	
Interfund Transfers Out	7600-7629								
All Other Financing Uses	7630-7699								
Undefined Objects									
TOTAL DISBURSEMENTS		.00	850,956.16	2,566,317.08	2,243,638.78	2,151,205.57	2,174,867.43	2,090,802.46	
D. BALANCE SHEET ITEMS									
Assets and Deferred Outflows									
Cash Not In Treasury	9111-9199	967,879.07-	246,543.38-	246,543.38-	219,333.75-	246,543.38-			
Accounts Receivable	9200-9299	415,658.94-	132,992.29		84,001.12	66,784.60	24,600.71-	98,072.91	
Due From Other Funds	9310	5,563.00-							
Stores	9320								
Prepaid Expenditures	9330	42,483.94-	42,483.94						
Other Current Assets	9340								
Deferred Outflows of Resrcs	9490								
Undefined Objects									
SUBTOTAL ASSETS		1,431,584.95-	71,067.15-	246,543.38-	135,332.63-	179,758.78-	24,600.71-	98,072.91	
(continued)									

Selection Grouped by Org, Fund, Filtered by (Org = 28, Actuals Thru Period = 12, Use SACS? = Y, Restricted? = Y, Cash JE Only? = N, Separate? = Y)

ESCAPE ONLINE

Fund 01 - Actuals through June									Fiscal Year 2016/17
	Object	Beginning Balance	July	August	September	October	November	December	
Liabilities and Deferred Inflows									
Accounts Payable	9500-9599	1,862,979.71	1,359,454.23-	62,727.54-	35,847.05	51,179.98	37,596.86-	140,692.15	
Due To Other Funds	9610								
Current Loans	9640								
Unearned Revenues	9650	1,802,055.36			1,802,055.36-				
Deferred Inflows of Resrcs	9690								
Undefined Objects									
SUBTOTAL LIABILITIES		3,665,035.07	1,356,419.23-	62,727.54-	1,771,197.18-	53,133.85	33,950.40-	140,692.15	
Nonoperating									
Suspense Clearing	9910		3,035.00		4,988.87-	1,953.87	3,646.46		
TOTAL BALANCE SHEET ITEMS		2,233,450.12	1,427,486.38-	309,270.92-	1,906,529.81-	126,624.93-	58,551.11-	238,765.06	
E. NET INCREASE/DECREASE B - C + D			96,370.10-	751,374.00-	605,838.94	103,722.59	1,703,456.72-	1,891,596.75	
F. ENDING CASH (A + E)			10,294,433.20	9,543,059.20	10,148,898.14	10,252,620.73	8,549,164.01	10,440,760.76	
G. Ending Cash, Plus Cash Accruals and Adjustments									

Fund 01 - Actuals through June — Fiscal Year 2016/17

	Object	January	February	March	April	May	June	Total	Budget
A. BEGINNING CASH	9110	10,440,760.76	10,225,643.28	9,888,160.39	10,614,735.55	12,025,921.57	11,103,144.65		
B. RECEIPTS									
LCFF Revenue Sources									
Principal Apportionment	8010-8019	819,095.00	1,045,902.00	2,040,776.00	1,499,908.00	1,045,902.00		16,172,495.00	17,336,566.00
Property Taxes	8020-8079	168,740.48	118,859.89	103,082.50	1,919,484.09	60,237.72	3,701.45	5,232,905.29	5,656,115.00
Miscellaneous Funds	8080-8099								26,458.00-
Federal Revenues	8100-8299		339.34	369,897.67	6,213.00	15,615.00		689,598.81	1,468,862.99
Other State Revenues	8300-8599	496,831.09	128,175.00	86,626.68	165,081.74	8,161.00	127,282.00	3,297,268.77	4,022,242.18
Other Local Revenues	8600-8799	194,891.58	102,215.11	38,581.60	150,744.44	128,525.81	5,926.55	1,175,971.90	1,997,099.32
Interfund Transfers In	8910-8929								
All Other Financing Sources	8930-8979								
Undefined Objects		1,207.49	1,207.49-						
TOTAL RECEIPTS		1,680,765.64	1,394,283.85	2,638,964.45	3,741,431.27	1,258,441.53	136,910.00	26,568,239.77	30,454,427.49
C. DISBURSEMENTS									
Certificated Salaries	1000-1999	916,690.14	871,992.70	900,043.52	904,861.95	893,631.54	115,944.63	9,316,249.31	10,603,393.20
Classified Salaries	2000-2999	249,642.40	235,861.29	276,360.17	265,434.87	256,396.94	38,116.42	2,780,479.23	3,096,757.44
Employee Benefits	3000-3999	383,623.12	375,363.63	384,121.25	384,700.30	382,857.05	23,119.13	4,001,553.29	5,138,801.42
Books and Supplies	4000-4999	120,828.63	97,539.35	66,398.86	78,193.09	153,626.53	113,389.58	1,535,155.31	2,357,746.90
Services	5000-5999	136,374.24	227,344.30	237,551.88	229,124.48	386,104.44	83,613.05	3,802,404.43	6,694,642.12
Capital Outlay	6000-6599	178,149.77	9,154.96	13,382.19	37,112.36	96,036.64		595,484.35	1,491,572.00
Other Outgo	7000-7499	43,143.15	104,609.88	65,326.60	27,573.23	26,609.13	5,444.04	441,852.99	1,955,257.00
Interfund Transfers Out	7600-7629								
All Other Financing Uses	7630-7699								
Undefined Objects									
TOTAL DISBURSEMENTS		2,028,451.45	1,921,866.11	1,943,184.47	1,927,000.28	2,195,262.27	379,626.85	22,473,178.91	31,338,170.08
D. BALANCE SHEET ITEMS									
Assets and Deferred Outflows									
Cash Not In Treasury	9111-9199							958,963.89-	
Accounts Receivable	9200-9299	77,509.00	238,845.66	17,388.02-	15,615.00	15,615.00-		656,216.85	
Due From Other Funds	9310			5,563.00				5,563.00	
Stores	9320								
Prepaid Expenditures	9330					2,176.30-	1,582.71-	38,724.93	
Other Current Assets	9340								
Deferred Outflows of Resrcs	9490								
Undefined Objects									
SUBTOTAL ASSETS		77,509.00	238,845.66	11,825.02-	15,615.00	17,791.30-	1,582.71-	258,459.11-	
(continued)									

Selection Grouped by Org, Fund, Filtered by (Org = 28, Actuals Thru Period = 12, Use SACS? = Y, Restricted? = Y, Cash JE Only? = N, Separate? = Y)

ESCAPE ONLINE

Fund 01 - Actuals through June									Fiscal Year 2016/17
	Object	January	February	March	April	May	June	Total	Budget
Liabilities and Deferred Inflows									
Accounts Payable	9500-9599	55,059.33	48,746.29-	42,637.92	418,729.01-	32,054.16	982.80	1,568,800.54-	
Due To Other Funds	9610								
Current Loans	9640								
Unearned Revenues	9650							1,802,055.36-	
Deferred Inflows of Resrcs	9690								
Undefined Objects									
SUBTOTAL LIABILITIES		55,059.33	48,746.29-	42,620.20	418,859.97-	31,835.12	2,523.20	3,366,036.76-	
Nonoperating									
Suspense Clearing	9910			17.72-	130.96-	219.04-	1,540.40	4,819.14	
TOTAL BALANCE SHEET ITEMS		132,568.33	190,099.37	30,795.18	403,244.97-	14,043.82	940.49	3,624,495.87-	
E. NET INCREASE/DECREASE B - C + D		215,117.48-	337,482.89-	726,575.16	1,411,186.02	922,776.92-	241,776.36-	470,564.99	883,742.59-
F. ENDING CASH (A + E)		10,225,643.28	9,888,160.39	10,614,735.55	12,025,921.57	11,103,144.65	10,861,368.29		
G. Ending Cash, Plus Cash Accruals and Adjustments									

Selection Grouped by Org, Fund, Filtered by (Org = 28, Actuals Thru Period = 12, Use SACS? = Y, Restricted? = Y, Cash JE Only? = N, Separate? = Y)

Fund 09 - Actuals through June

Fiscal Year 2016/17

	Object	Beginning Balance	July	August	September	October	November	December	
A. BEGINNING CASH	9110		.00	.00	.00	.00	.00	4,649.59-	
B. RECEIPTS									
LCFF Revenue Sources									
Principal Apportionment	8010-8019							5,802.00	
Property Taxes	8020-8079								
Miscellaneous Funds	8080-8099								
Federal Revenues	8100-8299								
Other State Revenues	8300-8599								
Other Local Revenues	8600-8799								
Interfund Transfers In	8910-8929								
All Other Financing Sources	8930-8979								
Undefined Objects									
TOTAL RECEIPTS		.00	.00	.00	.00	.00	.00	5,802.00	
C. DISBURSEMENTS									
Certificated Salaries	1000-1999						3,423.24	5,439.30	
Classified Salaries	2000-2999						384.38	384.38	
Employee Benefits	3000-3999						834.97	2,279.93	
Books and Supplies	4000-4999								
Services	5000-5999						7.00	3.50	
Capital Outlay	6000-6599								
Other Outgo	7000-7499								
Interfund Transfers Out	7600-7629								
All Other Financing Uses	7630-7699								
Undefined Objects									
TOTAL DISBURSEMENTS		.00	.00	.00	.00	.00	4,649.59	8,107.11	
D. BALANCE SHEET ITEMS									
Assets and Deferred Outflows									
Cash Not In Treasury	9111-9199								
Accounts Receivable	9200-9299								
Due From Other Funds	9310								
Stores	9320								
Prepaid Expenditures	9330								
Other Current Assets	9340								
Deferred Outflows of Resrcs	9490								
Undefined Objects									
SUBTOTAL ASSETS		.00	.00	.00	.00	.00	.00	.00	
(continued)									

Selection Grouped by Org, Fund, Filtered by (Org = 28, Actuals Thru Period = 12, Use SACS? = Y, Restricted? = Y, Cash JE Only? = N, Separate? = Y)

ESCAPE ONLINE

Fund 09 - Actuals through June — **Fiscal Year 2016/17**

	Object	Beginning Balance	July	August	September	October	November	December	
Liabilities and Deferred Inflows									
Accounts Payable	9500-9599								
Due To Other Funds	9610								
Current Loans	9640								
Unearned Revenues	9650								
Deferred Inflows of Resrcs	9690								
Undefined Objects									
SUBTOTAL LIABILITIES		.00	.00	.00	.00	.00	.00	.00	
Nonoperating									
Suspense Clearing	9910								
TOTAL BALANCE SHEET ITEMS		.00	.00	.00	.00	.00	.00	.00	
E. NET INCREASE/DECREASE B - C + D			.00	.00	.00	.00	4,649.59-	2,305.11-	
F. ENDING CASH (A + E)			.00	.00	.00	.00	4,649.59-	6,954.70-	
G. Ending Cash, Plus Cash Accruals and Adjustments									

Fund 09 - Actuals through June — Fiscal Year 2016/17

	Object	January	February	March	April	May	June	Total	Budget
A. BEGINNING CASH	9110	6,954.70-	17,820.19-	12,287.86-	8,016.29-	8,315.00-	8,245.92-		
B. RECEIPTS									
LCFF Revenue Sources									
Principal Apportionment	8010-8019		13,777.00	15,016.00	13,777.00	13,777.00		62,149.00	82,454.00
Property Taxes	8020-8079								
Miscellaneous Funds	8080-8099								26,458.00
Federal Revenues	8100-8299								
Other State Revenues	8300-8599								2,248.00
Other Local Revenues	8600-8799		6.91-					6.91-	
Interfund Transfers In	8910-8929								
All Other Financing Sources	8930-8979								
Undefined Objects									
TOTAL RECEIPTS		.00	13,770.09	15,016.00	13,777.00	13,777.00	.00	62,142.09	111,160.00
C. DISBURSEMENTS									
Certificated Salaries	1000-1999	7,792.87	4,620.47	7,067.75	9,333.75	9,696.31	4,939.88	52,313.57	42,206.00
Classified Salaries	2000-2999	384.38	384.38	384.38	384.38	384.38		2,690.66	3,076.00
Employee Benefits	3000-3999	2,657.02	2,146.29	2,539.07	2,902.13	2,960.22	791.46	17,111.09	16,908.00
Books and Supplies	4000-4999	27.72	1,083.12	749.73	1,451.95	663.51	10.60	3,986.63	7,526.00
Services	5000-5999	3.50	3.50	3.50	3.50	3.50		28.00	32.00
Capital Outlay	6000-6599								
Other Outgo	7000-7499								
Interfund Transfers Out	7600-7629								
All Other Financing Uses	7630-7699								
Undefined Objects									
TOTAL DISBURSEMENTS		10,865.49	8,237.76	10,744.43	14,075.71	13,707.92	5,741.94	76,129.95	69,748.00
D. BALANCE SHEET ITEMS									
Assets and Deferred Outflows									
Cash Not In Treasury	9111-9199								
Accounts Receivable	9200-9299								
Due From Other Funds	9310								
Stores	9320								
Prepaid Expenditures	9330								
Other Current Assets	9340								
Deferred Outflows of Resrcs	9490								
Undefined Objects									
SUBTOTAL ASSETS		.00	.00	.00	.00	.00	.00	.00	
(continued)									

Selection Grouped by Org, Fund, Filtered by (Org = 28, Actuals Thru Period = 12, Use SACS? = Y, Restricted? = Y, Cash JE Only? = N, Separate? = Y)

ESCAPE ONLINE

Fund 09 - Actuals through June — **Fiscal Year 2016/17**

	Object	January	February	March	April	May	June	Total	Budget
Liabilities and Deferred Inflows									
Accounts Payable	9500-9599								
Due To Other Funds	9610								
Current Loans	9640								
Unearned Revenues	9650								
Deferred Inflows of Resrcs	9690								
Undefined Objects									
SUBTOTAL LIABILITIES		.00	.00	.00	.00	.00	.00	.00	
Nonoperating									
Suspense Clearing	9910								
TOTAL BALANCE SHEET ITEMS		.00	.00	.00	.00	.00	.00	.00	
E. NET INCREASE/DECREASE B - C + D		10,865.49-	5,532.33	4,271.57	298.71-	69.08	5,741.94-	13,987.86-	41,412.00
F. ENDING CASH (A + E)		17,820.19-	12,287.86-	8,016.29-	8,315.00-	8,245.92-	13,987.86-		
G. Ending Cash, Plus Cash Accruals and Adjustments									

Fund 11 - Actuals through June

Fiscal Year 2016/17

	Object	Beginning Balance	July	August	September	October	November	December	
A. BEGINNING CASH	9110		35,752.23-	37,078.59-	41,543.53-	43,240.65-	13,477.08-	20,326.67-	
B. RECEIPTS									
LCFF Revenue Sources									
Principal Apportionment	8010-8019								
Property Taxes	8020-8079								
Miscellaneous Funds	8080-8099								
Federal Revenues	8100-8299								
Other State Revenues	8300-8599					37,528.29			
Other Local Revenues	8600-8799						246.10-		
Interfund Transfers In	8910-8929								
All Other Financing Sources	8930-8979								
Undefined Objects									
TOTAL RECEIPTS		.00	.00	.00	.00	37,528.29	246.10-	.00	
C. DISBURSEMENTS									
Certificated Salaries	1000-1999					6,038.89	5,121.16	6,662.04	
Classified Salaries	2000-2999				1,065.49	676.81	307.71	353.57	
Employee Benefits	3000-3999				236.43	835.83	663.96	835.69	
Books and Supplies	4000-4999			4,464.94	304.88	213.19	600.98		
Services	5000-5999								
Capital Outlay	6000-6599								
Other Outgo	7000-7499								
Interfund Transfers Out	7600-7629								
All Other Financing Uses	7630-7699								
Undefined Objects									
TOTAL DISBURSEMENTS		.00	.00	4,464.94	1,606.80	7,764.72	6,693.81	7,851.30	
D. BALANCE SHEET ITEMS									
Assets and Deferred Outflows									
Cash Not In Treasury	9111-9199								
Accounts Receivable	9200-9299	61,734.31-							
Due From Other Funds	9310								
Stores	9320								
Prepaid Expenditures	9330								
Other Current Assets	9340								
Deferred Outflows of Resrcs	9490								
Undefined Objects									
SUBTOTAL ASSETS		61,734.31-	.00	.00	.00	.00	.00	.00	
(continued)									

Selection Grouped by Org, Fund, Filtered by (Org = 28, Actuals Thru Period = 12, Use SACS? = Y, Restricted? = Y, Cash JE Only? = N, Separate? = Y)

ESCAPE ONLINE

Fund 11 - Actuals through June — **Fiscal Year 2016/17**

	Object	Beginning Balance	July	August	September	October	November	December	
Liabilities and Deferred Inflows									
Accounts Payable	9500-9599	1,342.88	1,326.36-		90.32-		90.32		
Due To Other Funds	9610								
Current Loans	9640								
Unearned Revenues	9650								
Deferred Inflows of Resrcs	9690								
Undefined Objects									
SUBTOTAL LIABILITIES		1,342.88	1,326.36-	.00	90.32-	.00	90.32	.00	
Nonoperating									
Suspense Clearing	9910								
TOTAL BALANCE SHEET ITEMS		60,391.43-	1,326.36-	.00	90.32-	.00	90.32	.00	
E. NET INCREASE/DECREASE B - C + D			1,326.36-	4,464.94-	1,697.12-	29,763.57	6,849.59-	7,851.30-	
F. ENDING CASH (A + E)			37,078.59-	41,543.53-	43,240.65-	13,477.08-	20,326.67-	28,177.97-	
G. Ending Cash, Plus Cash Accruals and Adjustments									

Selection Grouped by Org, Fund, Filtered by (Org = 28, Actuals Thru Period = 12, Use SACS? = Y, Restricted? = Y, Cash JE Only? = N, Separate? = Y)

Fund 11 - Actuals through June

Fiscal Year 2016/17

	Object	January	February	March	April	May	June	Total	Budget
A. BEGINNING CASH	9110	28,177.97-	35,924.09-	36,442.42-	56,233.03-	68,108.49-	54,137.60-		
B. RECEIPTS									
LCFF Revenue Sources									
Principal Apportionment	8010-8019								
Property Taxes	8020-8079								
Miscellaneous Funds	8080-8099								
Federal Revenues	8100-8299					28,381.57		65,909.86	78,500.00
Other State Revenues	8300-8599								
Other Local Revenues	8600-8799		59.84-			119.28-	119.28	305.94-	
Interfund Transfers In	8910-8929								
All Other Financing Sources	8930-8979								
Undefined Objects									
TOTAL RECEIPTS		.00	59.84-	.00	.00	28,262.29	119.28	65,603.92	78,500.00
C. DISBURSEMENTS									
Certificated Salaries	1000-1999	6,594.06		8,837.40	7,523.12	6,571.40	4,237.42	51,585.49	43,729.00
Classified Salaries	2000-2999	310.18	241.63	693.70	922.58	803.63	4,604.22	9,979.52	7,500.00
Employee Benefits	3000-3999	841.88	56.86	1,281.77	1,134.76	964.86	1,130.92	7,982.96	8,192.00
s and Supplies	4000-4999		160.00	7,264.59		5,942.56	133.73	19,084.87	22,793.00
ces	5000-5999			1,713.15	2,295.00			4,008.15	20,925.20
al Outlay	6000-6599								
Other Outgo	7000-7499								
Interfund Transfers Out	7600-7629								
All Other Financing Uses	7630-7699								
Undefined Objects									
TOTAL DISBURSEMENTS		7,746.12	458.49	19,790.61	11,875.46	14,282.45	10,106.29	92,640.99	103,139.20
D. BALANCE SHEET ITEMS									
Assets and Deferred Outflows									
Cash Not In Treasury	9111-9199								
Accounts Receivable	9200-9299								
Due From Other Funds	9310								
Stores	9320								
Prepaid Expenditures	9330								
Other Current Assets	9340								
Deferred Outflows of Resrcs	9490								
Undefined Objects									
SUBTOTAL ASSETS		.00	.00	.00	.00	.00	.00	.00	
(continued)									

Fund 11 - Actuals through June									Fiscal Year 2016/17
	Object	January	February	March	April	May	June	Total	Budget
Liabilities and Deferred Inflows									
Accounts Payable	9500-9599					8.95-		1,335.31-	
Due To Other Funds	9610								
Current Loans	9640								
Unearned Revenues	9650								
Deferred Inflows of Resrcs	9690								
Undefined Objects									
SUBTOTAL LIABILITIES		.00	.00	.00	.00	8.95-	.00	1,335.31-	
Nonoperating									
Suspense Clearing	9910								
TOTAL BALANCE SHEET ITEMS		.00	.00	.00	.00	8.95-	.00	1,335.31-	
E. NET INCREASE/DECREASE B - C + D		7,746.12-	518.33-	19,790.61-	11,875.46-	13,970.89	9,987.01-	28,372.38-	24,639.20-
F. ENDING CASH (A + E)		35,924.09-	36,442.42-	56,233.03-	68,108.49-	54,137.60-	64,124.61-		
G. Ending Cash, Plus Cash Accruals and Adjustments									

Fund 13 - Actuals through June

Fiscal Year 2016/17

	Object	Beginning Balance	July	August	September	October	November	December	
A. BEGINNING CASH	9110		171,862.02	159,649.47	104,894.46	46,426.54	26,641.81	23,158.32-	
B. RECEIPTS									
LCFF Revenue Sources									
Principal Apportionment	8010-8019								
Property Taxes	8020-8079								
Miscellaneous Funds	8080-8099								
Federal Revenues	8100-8299					49,758.63	12,373.69		
Other State Revenues	8300-8599					110.60			
Other Local Revenues	8600-8799					1,284.75	794.40		
Interfund Transfers In	8910-8929								
All Other Financing Sources	8930-8979								
Undefined Objects									
TOTAL RECEIPTS		.00	.00	.00	.00	51,153.98	13,168.09	.00	
C. DISBURSEMENTS									
Certificated Salaries	1000-1999								
Classified Salaries	2000-2999		2,298.56	12,170.51	15,129.05	14,744.78	14,021.10	14,570.73	
Employee Benefits	3000-3999		1,171.16	6,687.53	7,111.18	6,985.28	7,035.00	7,202.25	
Books and Supplies	4000-4999		20.91	30,036.75	39,745.44	46,324.66	40,393.08	21,303.29	
Services	5000-5999		1,207.00	315.38	563.63	2,883.99	1,235.23	1,437.51	
Capital Outlay	6000-6599								
Other Outgo	7000-7499								
Interfund Transfers Out	7600-7629								
All Other Financing Uses	7630-7699								
Undefined Objects									
TOTAL DISBURSEMENTS		.00	4,697.63	49,210.17	62,549.30	70,938.71	62,684.41	44,513.78	
D. BALANCE SHEET ITEMS									
Assets and Deferred Outflows									
Cash Not In Treasury	9111-9199	3,849.06-			3,797.57				
Accounts Receivable	9200-9299	64,675.05-			283.81		283.81-		
Due From Other Funds	9310								
Stores	9320								
Prepaid Expenditures	9330								
Other Current Assets	9340								
Deferred Outflows of Resrcs	9490								
Undefined Objects									
SUBTOTAL ASSETS		68,524.11-	.00	.00	4,081.38	.00	283.81-	.00	
(continued)									

Selection Grouped by Org, Fund, Filtered by (Org = 28, Actuals Thru Period = 12, Use SACS? = Y, Restricted? = Y, Cash JE Only? = N, Separate? = Y)

ESCAPE ONLINE

Fund 13 - Actuals through June

Fiscal Year 2016/17

	Object	Beginning Balance	July	August	September	October	November	December	
Liabilities and Deferred Inflows									
Accounts Payable	9500-9599	13,059.76	7,514.92-	5,544.84-					
Due To Other Funds	9610								
Current Loans	9640								
Unearned Revenues	9650								
Deferred Inflows of Resrcs	9690								
Undefined Objects									
SUBTOTAL LIABILITIES		13,059.76	7,514.92-	5,544.84-	.00	.00	.00	.00	
Nonoperating									
Suspense Clearing	9910								
TOTAL BALANCE SHEET ITEMS		55,464.35-	7,514.92-	5,544.84-	4,081.38	.00	283.81-	.00	
E. NET INCREASE/DECREASE B - C + D			12,212.55-	54,755.01-	58,467.92-	19,784.73-	49,800.13-	44,513.78-	
F. ENDING CASH (A + E)			159,649.47	104,894.46	46,426.54	26,641.81	23,158.32-	67,672.10-	
G. Ending Cash, Plus Cash Accruals and Adjustments									

Selection Grouped by Org, Fund, Filtered by (Org = 28, Actuals Thru Period = 12, Use SACS? = Y, Restricted? = Y, Cash JE Only? = N, Separate? = Y)

Fund 13 - Actuals through June

Fiscal Year 2016/17

	Object	January	February	March	April	May	June	Total	Budget
A. BEGINNING CASH	9110	67,672.10-	43,359.45	15,659.21-	92,635.21	44,794.30	3,960.61		
B. RECEIPTS									
LCFF Revenue Sources									
Principal Apportionment	8010-8019								
Property Taxes	8020-8079								
Miscellaneous Funds	8080-8099								
Federal Revenues	8100-8299	170,106.70		19,161.11		25,962.41-		225,437.72	455,000.00
Other State Revenues	8300-8599	6,763.73		7,463.85		6,531.86		20,870.04	36,500.00
Other Local Revenues	8600-8799		48.08	151,100.00		4.32-	4.32	153,227.23	165,343.00
Interfund Transfers In	8910-8929								
All Other Financing Sources	8930-8979								
Undefined Objects									
TOTAL RECEIPTS		176,870.43	48.08	177,724.96	.00	19,434.87-	4.32	399,534.99	656,843.00
C. DISBURSEMENTS									
Certificated Salaries	1000-1999								
Classified Salaries	2000-2999	14,010.66	13,265.09	11,982.59	12,684.73	18,973.47	1,051.53	144,902.80	151,758.00
Employee Benefits	3000-3999	7,077.26	6,928.55	6,533.39	6,774.00	9,104.88	163.46	72,773.94	76,359.87
Books and Supplies	4000-4999	43,308.54	37,876.99	50,186.60	27,927.41	57,512.03	5,820.28	400,455.98	428,851.13
Services	5000-5999	1,442.42	996.11	727.96	454.77	483.49	313.48	12,060.97	19,341.00
Capital Outlay	6000-6599								
Other Outgo	7000-7499								
Interfund Transfers Out	7600-7629								
All Other Financing Uses	7630-7699								
Undefined Objects									
TOTAL DISBURSEMENTS		65,838.88	59,066.74	69,430.54	47,840.91	86,073.87	7,348.75	630,193.69	676,310.00
D. BALANCE SHEET ITEMS									
Assets and Deferred Outflows									
Cash Not In Treasury	9111-9199							3,797.57	
Accounts Receivable	9200-9299					64,675.05		64,675.05	
Due From Other Funds	9310								
Stores	9320								
Prepaid Expenditures	9330								
Other Current Assets	9340								
Deferred Outflows of Resrcs	9490								
Undefined Objects									
SUBTOTAL ASSETS		.00	.00	.00	.00	64,675.05	.00	68,472.62	
(continued)									

Selection Grouped by Org, Fund, Filtered by (Org = 28, Actuals Thru Period = 12, Use SACS? = Y, Restricted? = Y, Cash JE Only? = N, Separate? = Y)

ESCAPE ONLINE

Fund 13 - Actuals through June — **Fiscal Year 2016/17**

	Object	January	February	March	April	May	June	Total	Budget
Liabilities and Deferred Inflows									
Accounts Payable	9500-9599							13,059.76-	
Due To Other Funds	9610								
Current Loans	9640								
Unearned Revenues	9650								
Deferred Inflows of Resrcs	9690								
Undefined Objects									
SUBTOTAL LIABILITIES		.00	.00	.00	.00	.00	.00	13,059.76-	
Nonoperating									
Suspense Clearing	9910								
TOTAL BALANCE SHEET ITEMS		.00	.00	.00	.00	64,675.05	.00	55,412.86	
E. NET INCREASE/DECREASE B - C + D		111,031.55	59,018.66-	108,294.42	47,840.91-	40,833.69-	7,344.43-	175,245.84-	19,467.00-
F. ENDING CASH (A + E)		43,359.45	15,659.21-	92,635.21	44,794.30	3,960.61	3,383.82-		
G. Ending Cash, Plus Cash Accruals and Adjustments									

Fund 17 - Actuals through June

Fiscal Year 2016/17

	Object	Beginning Balance	July	August	September	October	November	December	
A. BEGINNING CASH	9110		3,021,838.60	3,021,838.60	3,021,838.60	3,029,642.83	3,029,642.83	3,041,566.14	
B. RECEIPTS									
LCFF Revenue Sources									
Principal Apportionment	8010-8019								
Property Taxes	8020-8079								
Miscellaneous Funds	8080-8099								
Federal Revenues	8100-8299								
Other State Revenues	8300-8599								
Other Local Revenues	8600-8799						19,727.54		
Interfund Transfers In	8910-8929								
All Other Financing Sources	8930-8979								
Undefined Objects									
TOTAL RECEIPTS		.00	.00	.00	.00	.00	19,727.54	.00	
C. DISBURSEMENTS									
Certificated Salaries	1000-1999								
Classified Salaries	2000-2999								
Employee Benefits	3000-3999								
s and Supplies	4000-4999								
ces	5000-5999								
al Outlay	6000-6599								
Other Outgo	7000-7499								
Interfund Transfers Out	7600-7629								
All Other Financing Uses	7630-7699								
Undefined Objects									
TOTAL DISBURSEMENTS		.00	.00	.00	.00	.00	.00	.00	
D. BALANCE SHEET ITEMS									
Assets and Deferred Outflows									
Cash Not In Treasury	9111-9199								
Accounts Receivable	9200-9299				7,804.23		7,804.23-		
Due From Other Funds	9310								
Stores	9320								
Prepaid Expenditures	9330								
Other Current Assets	9340								
Deferred Outflows of Resrcs	9490								
Undefined Objects									
SUBTOTAL ASSETS		.00	.00	.00	7,804.23	.00	7,804.23-	.00	
(continued)									

Selection Grouped by Org, Fund, Filtered by (Org = 28, Actuals Thru Period = 12, Use SACS? = Y, Restricted? = Y, Cash JE Only? = N, Separate? = Y)

Fund 17 - Actuals through June									Fiscal Year 2016/17
	Object	Beginning Balance	July	August	September	October	November	December	
Liabilities and Deferred Inflows									
Accounts Payable	9500-9599								
Due To Other Funds	9610								
Current Loans	9640								
Unearned Revenues	9650								
Deferred Inflows of Resrcs	9690								
Undefined Objects									
SUBTOTAL LIABILITIES		.00	.00	.00	.00	.00	.00	.00	
Nonoperating									
Suspense Clearing	9910								
TOTAL BALANCE SHEET ITEMS		.00	.00	.00	7,804.23	.00	7,804.23-	.00	
E. NET INCREASE/DECREASE B - C + D			.00	.00	7,804.23	.00	11,923.31	.00	
F. ENDING CASH (A + E)			3,021,838.60	3,021,838.60	3,029,642.83	3,029,642.83	3,041,566.14	3,041,566.14	
G. Ending Cash, Plus Cash Accruals and Adjustments									

Selection Grouped by Org, Fund, Filtered by (Org = 28, Actuals Thru Period = 12, Use SACS? = Y, Restricted? = Y, Cash JE Only? = N, Separate? = Y)

Fund 17 - Actuals through June — Fiscal Year 2016/17

	Object	January	February	March	April	May	June	Total	Budget
A. BEGINNING CASH	9110	3,041,566.14	3,041,566.14	3,050,445.87	3,050,445.87	3,050,445.87	3,059,460.29		
B. RECEIPTS									
LCFF Revenue Sources									
Principal Apportionment	8010-8019								
Property Taxes	8020-8079								
Miscellaneous Funds	8080-8099								
Federal Revenues	8100-8299								
Other State Revenues	8300-8599								
Other Local Revenues	8600-8799		8,879.73			9,014.42		37,621.69	16,266.00
Interfund Transfers In	8910-8929								
All Other Financing Sources	8930-8979								
Undefined Objects									
TOTAL RECEIPTS		.00	8,879.73	.00	.00	9,014.42	.00	37,621.69	16,266.00
C. DISBURSEMENTS									
Certificated Salaries	1000-1999								
Classified Salaries	2000-2999								
Employee Benefits	3000-3999								
[illegible]s and Supplies	4000-4999								
[illegible]ces	5000-5999								
[illegible]al Outlay	6000-6599								
Other Outgo	7000-7499								
Interfund Transfers Out	7600-7629								2,500,000.00
All Other Financing Uses	7630-7699								
Undefined Objects									
TOTAL DISBURSEMENTS		.00	.00	.00	.00	.00	.00	.00	2,500,000.00
D. BALANCE SHEET ITEMS									
Assets and Deferred Outflows									
Cash Not In Treasury	9111-9199								
Accounts Receivable	9200-9299								
Due From Other Funds	9310								
Stores	9320								
Prepaid Expenditures	9330								
Other Current Assets	9340								
Deferred Outflows of Resrcs	9490								
Undefined Objects									
SUBTOTAL ASSETS		.00	.00	.00	.00	.00	.00	.00	
(continued)									

Selection Grouped by Org, Fund, Filtered by (Org = 28, Actuals Thru Period = 12, Use SACS? = Y, Restricted? = Y, Cash JE Only? = N, Separate? = Y)

ESCAPE ONLINE

Fund 17 - Actuals through June

Fiscal Year 2016/17

	Object	January	February	March	April	May	June	Total	Budget
Liabilities and Deferred Inflows									
Accounts Payable	9500-9599								
Due To Other Funds	9610								
Current Loans	9640								
Unearned Revenues	9650								
Deferred Inflows of Resrcs	9690								
Undefined Objects									
SUBTOTAL LIABILITIES		.00	.00	.00	.00	.00	.00	.00	
Nonoperating									
Suspense Clearing	9910								
TOTAL BALANCE SHEET ITEMS		.00	.00	.00	.00	.00	.00	.00	
. NET INCREASE/DECREASE B - C + D		.00	8,879.73	.00	.00	9,014.42	.00	37,621.69	2,483,734.00-
. ENDING CASH (A + E)		3,041,566.14	3,050,445.87	3,050,445.87	3,050,445.87	3,059,460.29	3,059,460.29		
. Ending Cash, Plus Cash Accruals and Adjustments									

Selection Grouped by Org, Fund, Filtered by (Org = 28, Actuals Thru Period = 12, Use SACS? = Y, Restricted? = Y, Cash JE Only? = N, Separate? = Y)

Fund 25 - Actuals through June

Fiscal Year 2016/17

	Object	Beginning Balance	July	August	September	October	November	December	
A. BEGINNING CASH	9110		237,085.37	131,516.38	131,516.38	149,475.07	182,134.74	173,465.99	
B. RECEIPTS									
LCFF Revenue Sources									
Principal Apportionment	8010-8019								
Property Taxes	8020-8079								
Miscellaneous Funds	8080-8099								
Federal Revenues	8100-8299								
Other State Revenues	8300-8599								
Other Local Revenues	8600-8799					33,022.56	1,766.31	48,220.32	
Interfund Transfers In	8910-8929								
All Other Financing Sources	8930-8979								
Undefined Objects									
TOTAL RECEIPTS		.00	.00	.00	.00	33,022.56	1,766.31	48,220.32	
C. DISBURSEMENTS									
Certificated Salaries	1000-1999								
Classified Salaries	2000-2999								
Employee Benefits	3000-3999								
Books and Supplies	4000-4999								
Services	5000-5999					362.89	2,120.00	1,130.00	
Capital Outlay	6000-6599				40,586.83		7,595.70		
Other Outgo	7000-7499								
Interfund Transfers Out	7600-7629								
All Other Financing Uses	7630-7699								
Undefined Objects									
TOTAL DISBURSEMENTS		.00	.00	.00	40,586.83	362.89	9,715.70	1,130.00	
D. BALANCE SHEET ITEMS									
Assets and Deferred Outflows									
Cash Not In Treasury	9111-9199	57,826.16-			57,826.16				
Accounts Receivable	9200-9299				719.36		719.36-		
Due From Other Funds	9310								
Stores	9320								
Prepaid Expenditures	9330								
Other Current Assets	9340								
Deferred Outflows of Resrcs	9490								
Undefined Objects									
SUBTOTAL ASSETS		57,826.16-	.00	.00	58,545.52	.00	719.36-	.00	
(continued)									

Selection Grouped by Org, Fund, Filtered by (Org = 28, Actuals Thru Period = 12, Use SACS? = Y, Restricted? = Y, Cash JE Only? = N, Separate? = Y)

Fund 25 - Actuals through June

Fiscal Year 2016/17

	Object	Beginning Balance	July	August	September	October	November	December	
Liabilities and Deferred Inflows									
Accounts Payable	9500-9599	105,568.99	105,568.99-						
Due To Other Funds	9610	5,563.00							
Current Loans	9640								
Unearned Revenues	9650								
Deferred Inflows of Resrcs	9690								
Undefined Objects									
SUBTOTAL LIABILITIES		111,131.99	105,568.99-	.00	.00	.00	.00	.00	
Nonoperating									
Suspense Clearing	9910								
TOTAL BALANCE SHEET ITEMS		53,305.83	105,568.99-	.00	58,545.52	.00	719.36-	.00	
E. NET INCREASE/DECREASE B - C + D			105,568.99-	.00	17,958.69	32,659.67	8,668.75-	47,090.32	
F. ENDING CASH (A + E)			131,516.38	131,516.38	149,475.07	182,134.74	173,465.99	220,556.31	
G. Ending Cash, Plus Cash Accruals and Adjustments									

Fund 25 - Actuals through June — Fiscal Year 2016/17

	Object	January	February	March	April	May	June	Total	Budget
A. BEGINNING CASH	9110	220,556.31	180,367.37	186,905.92	212,450.64	208,730.64	221,219.20		
B. RECEIPTS									
LCFF Revenue Sources									
Principal Apportionment	8010-8019								
Property Taxes	8020-8079								
Miscellaneous Funds	8080-8099								
Federal Revenues	8100-8299								
Other State Revenues	8300-8599								
Other Local Revenues	8600-8799	38,054.88	6,538.55	31,107.72		25,803.06		184,513.40	174,685.00
Interfund Transfers In	8910-8929								
All Other Financing Sources	8930-8979								
Undefined Objects									
TOTAL RECEIPTS		38,054.88	6,538.55	31,107.72	.00	25,803.06	.00	184,513.40	174,685.00
C. DISBURSEMENTS									
Certificated Salaries	1000-1999								
Classified Salaries	2000-2999								
Employee Benefits	3000-3999								
[illegible]s and Supplies	4000-4999								10,000.00
[illegible]ces	5000-5999	4,231.24			3,720.00	13,314.50		24,878.63	72,961.00
[illegible]al Outlay	6000-6599							48,182.53	50,900.00
Other Outgo	7000-7499	74,012.58						74,012.58	105,224.00
Interfund Transfers Out	7600-7629								
All Other Financing Uses	7630-7699								
Undefined Objects									
TOTAL DISBURSEMENTS		78,243.82	.00	.00	3,720.00	13,314.50	.00	147,073.74	239,085.00
D. BALANCE SHEET ITEMS									
Assets and Deferred Outflows									
Cash Not In Treasury	9111-9199							57,826.16	
Accounts Receivable	9200-9299								
Due From Other Funds	9310								
Stores	9320								
Prepaid Expenditures	9330								
Other Current Assets	9340								
Deferred Outflows of Resrcs	9490								
Undefined Objects									
SUBTOTAL ASSETS		.00	.00	.00	.00	.00	.00	57,826.16	
(continued)									

Selection Grouped by Org, Fund, Filtered by (Org = 28, Actuals Thru Period = 12, Use SACS? = Y, Restricted? = Y, Cash JE Only? = N, Separate? = Y)

Fund 25 - Actuals through June — **Fiscal Year 2016/17**

	Object	January	February	March	April	May	June	Total	Budget
Liabilities and Deferred Inflows									
Accounts Payable	9500-9599							105,568.99-	
Due To Other Funds	9610			5,563.00-				5,563.00-	
Current Loans	9640								
Unearned Revenues	9650								
Deferred Inflows of Resrcs	9690								
Undefined Objects									
SUBTOTAL LIABILITIES		.00	.00	5,563.00-	.00	.00	.00	111,131.99-	
Nonoperating									
Suspense Clearing	9910								
TOTAL BALANCE SHEET ITEMS		.00	.00	5,563.00-	.00	.00	.00	53,305.83-	
E. NET INCREASE/DECREASE B - C + D		40,188.94-	6,538.55	25,544.72	3,720.00-	12,488.56	.00	15,866.17-	64,400.00-
F. ENDING CASH (A + E)		180,367.37	186,905.92	212,450.64	208,730.64	221,219.20	221,219.20		
G. Ending Cash, Plus Cash Accruals and Adjustments									

Fund 56 - Actuals through June

Fiscal Year 2016/17

	Object	Beginning Balance	July	August	September	October	November	December	
A. BEGINNING CASH	9110		.00	.00	.00	.00	.00	.00	
B. RECEIPTS									
LCFF Revenue Sources									
Principal Apportionment	8010-8019								
Property Taxes	8020-8079								
Miscellaneous Funds	8080-8099								
Federal Revenues	8100-8299								
Other State Revenues	8300-8599								
Other Local Revenues	8600-8799								
Interfund Transfers In	8910-8929								
All Other Financing Sources	8930-8979								
Undefined Objects									
TOTAL RECEIPTS		.00	.00	.00	.00	.00	.00	.00	
C. DISBURSEMENTS									
Certificated Salaries	1000-1999								
Classified Salaries	2000-2999								
Employee Benefits	3000-3999								
Books and Supplies	4000-4999								
Services	5000-5999								
Capital Outlay	6000-6599								
Other Outgo	7000-7499								
Interfund Transfers Out	7600-7629								
All Other Financing Uses	7630-7699								
Undefined Objects									
TOTAL DISBURSEMENTS		.00	.00	.00	.00	.00	.00	.00	
D. BALANCE SHEET ITEMS									
Assets and Deferred Outflows									
Cash Not In Treasury	9111-9199	1,248,727.02-							
Accounts Receivable	9200-9299								
Due From Other Funds	9310								
Stores	9320								
Prepaid Expenditures	9330								
Other Current Assets	9340								
Deferred Outflows of Resrcs	9490								
Undefined Objects									
SUBTOTAL ASSETS		1,248,727.02-	.00	.00	.00	.00	.00	.00	
(continued)									

Fund 56 - Actuals through June — **Fiscal Year 2016/17**

	Object	Beginning Balance	July	August	September	October	November	December	
Liabilities and Deferred Inflows									
Accounts Payable	9500-9599								
Due To Other Funds	9610								
Current Loans	9640								
Unearned Revenues	9650								
Deferred Inflows of Resrcs	9690								
Undefined Objects									
SUBTOTAL LIABILITIES		.00	.00	.00	.00	.00	.00	.00	
Nonoperating									
Suspense Clearing	9910								
TOTAL BALANCE SHEET ITEMS		1,248,727.02-	.00	.00	.00	.00	.00	.00	
E. NET INCREASE/DECREASE B - C + D			.00	.00	.00	.00	.00	.00	
F. ENDING CASH (A + E)			.00	.00	.00	.00	.00	.00	
G. Ending Cash, Plus Cash Accruals and Adjustments									

Fund 56 - Actuals through June

Fiscal Year 2016/17

	Object	January	February	March	April	May	June	Total	Budget
A. BEGINNING CASH	9110	.00	.00	.00	.00	.00	.00		
B. RECEIPTS									
LCFF Revenue Sources									
Principal Apportionment	8010-8019								
Property Taxes	8020-8079								
Miscellaneous Funds	8080-8099								
Federal Revenues	8100-8299								
Other State Revenues	8300-8599								
Other Local Revenues	8600-8799								
Interfund Transfers In	8910-8929								
All Other Financing Sources	8930-8979								2,500,000.00
Undefined Objects									
TOTAL RECEIPTS		.00	.00	.00	.00	.00	.00	.00	2,500,000.00
C. DISBURSEMENTS									
Certificated Salaries	1000-1999								
Classified Salaries	2000-2999								
Employee Benefits	3000-3999								
Books and Supplies	4000-4999								
Services	5000-5999								
Capital Outlay	6000-6599								
Other Outgo	7000-7499								
Interfund Transfers Out	7600-7629								
All Other Financing Uses	7630-7699								
Undefined Objects									
TOTAL DISBURSEMENTS		.00	.00	.00	.00	.00	.00	.00	
D. BALANCE SHEET ITEMS									
Assets and Deferred Outflows									
Cash Not In Treasury	9111-9199								
Accounts Receivable	9200-9299								
Due From Other Funds	9310								
Stores	9320								
Prepaid Expenditures	9330								
Other Current Assets	9340								
Deferred Outflows of Resrcs	9490								
Undefined Objects									
SUBTOTAL ASSETS		.00	.00	.00	.00	.00	.00	.00	
(continued)									

Selection Grouped by Org, Fund, Filtered by (Org = 28, Actuals Thru Period = 12, Use SACS? = Y, Restricted? = Y, Cash JE Only? = N, Separate? = Y)

ESCAPE ONLINE

Fund 56 - Actuals through June — **Fiscal Year 2016/17**

	Object	January	February	March	April	May	June	Total	Budget
Liabilities and Deferred Inflows									
Accounts Payable	9500-9599								
Due To Other Funds	9610								
Current Loans	9640								
Unearned Revenues	9650								
Deferred Inflows of Resrcs	9690								
Undefined Objects									
SUBTOTAL LIABILITIES		.00	.00	.00	.00	.00	.00	.00	
Nonoperating									
Suspense Clearing	9910								
TOTAL BALANCE SHEET ITEMS		.00	.00	.00	.00	.00	.00	.00	
E. NET INCREASE/DECREASE B - C + D		.00	.00	.00	.00	.00	.00	.00	2,500,000.00
F. ENDING CASH (A + E)		.00	.00	.00	.00	.00	.00		
G. Ending Cash, Plus Cash Accruals and Adjustments									

SOUTH MONTEREY COUNTY JOINT UNION HIGH SCHOOL DISTRICT

SUBJECT: Balances in Excess of Minimum Reserve Requirement

MEETING: June 26, 2017

AGENDA SECTION:

☐ **ACTION**

X **INFORMATION**

☐ **ACTION/CONSENT**

GOVERNING BOARD

Board Goals:

_____ Improve, Monitor and Sustain Student Achievement
_____ Improve School Climate in Support of Teaching, Learning and Student Safety
_X_ Develop/Sustain Fiscal Solvency
_____ Ensure that Facilities are Safe for Staff and Students
_X_ Ensure compliance with Education/Other Codes/Updating Board Policies and Administrative Regulations

Summary:
Attached is the Statement of Reason for Balances in Excess of the Minimum Reserve. Pursuant Education Code Section 42127(a)(2)(B):

Commencing with budgets adopted for the 2015–16 fiscal year. the governing board of a school district that proposes to adopt a budget that includes a combined assigned and unassigned ending fund balance in excess of the minimum recommended reserve for economic uncertainties adopted by the state board pursuant to subdivision (a) of Section 33128, shall, at the public hearing held pursuant to paragraph (1). provide all of the following for public review and discussion:
(i) The minimum recommended reserve for economic uncertainties for each fiscal year identified in the budget.
(ii) The combined assigned and unassigned ending fund balances that are in excess of the minimum recommended reserve for economic uncertainties for each fiscal year identified in the budget.
(iii) A statement of reasons that substantiates the need for an assigned and unassigned ending fund balance that is in excess of the minimum recommended reserve for economic uncertainties for each fiscal year that the school district identifies an assigned and unassigned ending fund balance that is in excess of the minimum recommended reserve for economic uncertainties, as identified pursuant to clause (ii).

Recommendation:
This is for information and discussion.

Fiscal Impact:
Included in 2017/18 Budget

Submitted By:

Sherrie S. Castellanos
Chief Business Official

Approved:

Daniel R. Moirao, Ed.D.
Superintendent

District: South Monterey County Joint Union School District
CDS #: 27-66068

Adopted Budget
2017-18 Budget Attachment
Balances in Excess of Minimum Reserve Requirements

Reasons for Assigned and Unassigned Ending Fund Balances in Excess of Minimum Recommended Reserves

Education Code Section 42127(a)(2)(B) requires a statement of the reasons that substantiates the need for assigned and unassigned ending fund balances in excess of the minimum reserve standard for economic uncertainties for each fiscal year identified in the budget.

Combined Assigned and Unassigned/unappropriated Fund Balances			
Form	Fund	2017-18 Budget	Objects 9780/9789/9790
01	General Fund/County School Service Fund	$7,475,047.55	Form 01
17	Special Reserve Fund for Other Than Capital Outlay Projects	$569,370.60	Form 17
	Total Assigned and Unassigned Ending Fund Balances	$8,044,418.15	
	District Standard Reserve Level	3%	Form 01CS Line 10B-4
	Less District Minimum Reserve for Economic Uncertainties	$845,418.06	Form 01CS Line 10B-7
	Remaining Balance to Substantiate Need	$7,199,000.09	

Reasons for Fund Balances in Excess of Minimum Reserve for Economic Uncertainties			
Form	**Fund**	**2017-18 Budget**	**Description of Need**
01	General Fund/County School Service Fund	$3,945,284.28	Balance of 17% Board Directed Reserve
01	General Fund/County School Service Fund	$6,000.00	Revolving Account
01	General Fund/County School Service Fund	$334,702.52	Lottery One Year Carryover Held for Reserve
01	General Fund/County School Service Fund	$2,343,642.69	Board Directives
17	Special Reserve Fund for Other Than Capital Outlay Projects	$569,370.60	Special Reserve for Debt
	Insert Lines above as needed		
	Total of Substantiated Needs	$7,199,000.09	

Remaining Unsubstantiated Balance	**$0.00**	**Balance should be Zero**

Education Code Section 42127 (d)(1) requires a county superintendent to either conditionally approve or disapprove a school district budget if the district does not provide for EC 42127 (a)(2)(B) public review and discussion at its public budget hearing.

SOUTH MONTEREY COUNTY JOINT UNION HIGH SCHOOL DISTRICT

SUBJECT: Use of Education Protection Act Funds

MEETING: June 26, 2017

AGENDA SECTION:

☐ **ACTION**

X INFORMATION

☐ **ACTION/CONSENT**

GOVERNING BOARD

Board Goals:

____	Improve, Monitor and Sustain Student Achievement
____	Improve School Climate in Support of Teaching, Learning and Student Safety
X	Develop/Sustain Fiscal Solvency
____	Ensure that Facilities are Safe for Staff and Students
X	Ensure compliance with Education/Other Codes/Updating Board Policies and Administrative Regulations

Summary:
Article XIII, Taxation Section 36 of the California Constitution requires:

(6) A community college district, county office of education, school district, or charter school shall have sole authority to determine how the moneys received from the Education Protection Account are spent in the school or schools within its jurisdiction, provided, however, that the appropriate governing board or body shall make these spending determinations in open session of a public meeting of the governing board or body and shall not use any of the funds from the Education Protection Account for salaries or benefits of administrators or any other administrative costs. Each community college district, county office of education, school district, and charter school shall annually publish on its Internet Web site an accounting of how much money was received from the Education Protection Account and how that money was spent.

2017/18 Budget Report Attached. Education Protection dollars are spent on Certificated salaries and benefits.
SACS Coding: Object 1000-1999
Object 3000-3999

Recommendation:
This is for information and discussion.

Fiscal Impact:
Included in 2017/18 Budget

Submitted By:

Sherrie S. Castellanos
Chief Business Official

Approved:

Daniel R. Moirao, Ed.D.
Superintendent

Model OB18-01 2017/18 First Draft — **Fiscal Year 2017/18**

Fund **01 General Fund**

Revenue	Description	Amount	Percentage of Sources
8000	LCFF Revenue	3,195,469	100.00%
	Total Revenue	**3,195,469**	**100.00%**

Expenditure	Description	Amount	Percentage of Sources
1000 Certificated Salaries			
1100	Teachers` Salaries	2,321,434	72.65%
1200	Certificated Pupil Support Sal	78,475	2.46%
	Total 1000	**2,399,909**	**75.10%**
3000 Employee Benefits			
3100		384,207	12.02%
3300		37,920	1.19%
3400		320,402	10.03%
3500		1,331	.04%
3600		51,700	1.62%
	Total 3000	**795,560**	**24.90%**
	Total Expenditure	**3,195,469**	**100.00%**

Starting Balance	**0**
+ Revenues	**3,195,469**
- Expenditures	**3,195,469**
- Budgeted Reserves & Fund Bal	**0**
= Unappropriated Balance	**0**

Starting Balance	**0**
+ Total Revenues	**3,195,469**
= Total Sources	**3,195,469**

Expenditure	Description	Amount	Percentage of Sources
1000	Certificated Salaries	2,399,909	75.10%
2000			%
3000	Employee Benefits	795,560	24.90%
4000			%
5000			%
6000			%
7000			%
	- Total Expenditures	**3,195,469**	100.00%
	- Total Budgeted Reserves and Fund Balance	**0**	.00%
	= Unappropriated Balance	**0**	.00%

Selection Grouped by Account Type, (Org = 28, Restricted? = Y, Control? = N, Resource = 1400, Object Digit = 2)

Model OB18-01 2017/18 First Draft — **Fiscal Year 2017/18**

Fund **09 Charter Schools Fund**

Revenue	Description	Amount	Percentage of Sources
8000	LCFF Revenue	12,276	100.00%
	Total Revenue	**12,276**	**100.00%**

Expenditure	Description	Amount	Percentage of Sources
1000 Certificated Salaries			
1100	Teachers` Salaries	12,276	100.00%
	Total 1000	**12,276**	**100.00%**
	Total Expenditure	**12,276**	**100.00%**

Starting Balance	**0**
+ Revenues	**12,276**
- Expenditures	**12,276**
- Budgeted Reserves & Fund Bal	**0**
= Unappropriated Balance	**0**

Starting Balance	**0**
+ Total Revenues	**12,276**
= Total Sources	**12,276**

Expenditure	Description	Amount	Percentage of Sources
1000	Certificated Salaries	12,276	100.00%
2000			%
3000			%
4000			%
5000			%
6000			%
7000			%
	- Total Expenditures	**12,276**	100.00%
	- Total Budgeted Reserves and Fund Balance	**0**	.00%
	= Unappropriated Balance	**0**	.00%

SOUTH MONTEREY COUNTY JOINT UNION HIGH SCHOOL DISTRICT

SUBJECT: Request to move forward with Joining the Central Coast Cooperative/ SLIC commodity Cooperative

MEETING: June 26, 2017

AGENDA SECTION:

⊗ **ACTION**

☐ **INFORMATION**

☐ **ACTION/CONSENT**

GOVERNING BOARD

Board Goals:

_____ Improve, Monitor and Sustain Student Achievement
_____ Improve School Climate in Support of Teaching, Learning and Student Safety
⊗ Develop/Sustain Fiscal Solvency
_____ Ensure that Facilities are Safe for Staff and Students
_____ Ensure Compliance with Education/Other Codes/Updating Board Policies and Administrative Regulations

Summary:

Recommendation:
It is recommended that the Board of Education approve the request to move forward with joining the Central Coast Cooperative/ SLIC commodity Cooperative

Fiscal Impact:

Approx. $90,000 Savings based on 16-17 food/supply cost to Sysco

Submitted By:

6/14/17

Robert Silveira
Food Service Manager

Approved:

Daniel R. Moirao, Ed.D.
Superintendent

SMCJUHSD Co-Op Fiscal Savings		PLUS a much larger variety to choose from					
Item	Current Price	Price with Co-Op	Price Savings difference %		Average % savings		
Galaxy Pizza 72/4.56	69.98	45.52	35%		23%		
Blueberry Muffins Tops	30.55	24.63	19%				
Chicken patty	92.26	46.65	49%				
Turkey breast	48.53	41.75	14%		16-17 Supplies/Food Spending		
refried beans	30.09	22.53	25%		$ 390,000.00		
ketchup packet	16.32	8.69	47%				
potato pearl	57.32	49.51	14%		Fiscal savings		
hot sauce packets	30.85	23.49	24%				
Tostada shells	22.05	20.05	9%		$ 91,622.57		
rice crispy	40.18	30.23	25%				
syrup cups	7.13	4.72	34%				
yogurt variety	11.12	11.25	-1%				
burritos	63.71	50.98	20%				
enchilada	39.42	29.32	26%				
apple sauce	26.56	18.74	29%				
black beans	23.32	17.28	26%				
garbanzo	25.07	19.5	22%				
kidney beans	24.47	21.83	11%				
bagel	20.58	17.75	14%				
portion cup	52.7	42.29	20%				
spoons	22.81	5.07	78%				
pinto bean	19.89	17.22	13%				
trix cereak	28.81	17.97	38%				
Granola	42.45	39.11	8%				
Tortilla chips	21.42	18.89	12%				
Izze Drinks	16.45	12.22	26%				
gusher 96ct	36.69	26.69	27%				
corn dog 72 4 oz	25.52	25.44	0%				
apple juice cups 4 oz	8.53	7.91	7%				
orange juice cups 4 oz	12.12	11.01	9%				
16 oz cup plastic 10-70	80.46	51.63	36%				
black incredibowl-500/12	117.24	74.2	37%				

SOUTH MONTEREY COUNTY JOINT UNION HIGH SCHOOL DISTRICT

SUBJECT: Approval of Agreement for Legal Services: Stradling, Yocca, Carlson & Rauth

MEETING: June 26, 2017

AGENDA SECTION:

X ACTION

☐ **INFORMATION**

☐ **ACTION/CONSENT**

GOVERNING BOARD

Board Goals:

____	Improve, Monitor and Sustain Student Achievement
____	Improve School Climate in Support of Teaching, Learning and Student Safety
X	Develop/Sustain Fiscal Solvency
____	Ensure that Facilities are Safe for Staff and Students
X	Ensure Compliance with Education/Other Codes/Updating Board Policies and Administrative Regulations

Summary:

Interest in modifying conditions of the district I Bank loan has reached a critical point. As the Board was briefed at the May meeting of the BOE, there could be potential litigation if the right path is not followed in seeking any modification to the loan. In the best interest of the SMCJUHSD, it is recommended that we hire the law firm of Stradling, Yocca, Carlson & Rauth and employ the legal services of David G. Casnocha, who has served as bond council on at least two other occasions for this school district. Mr. Casnocha knows our district very well, the financial hardships we have endured and is familiar with our current state of affairs.

Recommendation:

It is recommended that the Board of Education employ the services of Stradling, Yocca, Carlson & Rauth

Fiscal Impact:

Dependent on the hours of service rendered. The firm's professional rate schedule is attached. This would be a general fund expenditure and may impact the reserve funds.

Submitted By:

Daniel R. Moirao, Ed.D.
Superintendent

Approved:

Daniel R. Moirao, Ed.D.
Superintendent

STRADLING YOCCA CARLSON & RAUTH

A PROFESSIONAL CORPORATION
ATTORNEYS AT LAW
44 MONTGOMERY STREET, SUITE 4200
SAN FRANCISCO, CA 94104
TELEPHONE 415.283.2240
FACSIMILE 415.283.2255

DAVID G. CASNOCHA
DIRECT DIAL: 415.283.2241
DCASNOCHA@SYCR.COM

CALIFORNIA
NEWPORT BEACH
SACRAMENTO
SAN DIEGO
SAN FRANCISCO
SANTA BARBARA
SANTA MONICA
COLORADO
DENVER
NEVADA
RENO
WASHINGTON
SEATTLE

ATTORNEY-CLIENT AGREEMENT FOR LEGAL SERVICES

THIS ATTORNEY-CLIENT AGREEMENT FOR LEGAL SERVICES ("Agreement") is dated as of July 1, 2017 for reference purposes only, and is between SOUTH MONTEREY COUNTY JOINT UNION HIGH SCHOOL DISTRICT ("Client"), and the law firm of STRADLING YOCCA CARLSON AND RAUTH, a Professional Corporation ("Attorney").

Client and Attorney agree as follows:

1. Board of Ratification. This agreement is subject to cancellation if not ratified by the Board of Education of Client ("Board").

2. Scope of Legal Services. Client hires Attorney as its legal counsel with respect to legal issues relating to the proposed Greenfield Union School District unification matter and the consequential impact on California Infrastructure and Economic Development Bank State School Fund Apportionment Lease Revenue Bonds (King City Joint Union High School District Financing) Series 2010.

3. Staffing. Attorney shall meet with Client, if requested, to review the legal services provided under this Agreement and shall consult with Client prior to the assignment of individual attorneys to serve and represent Client.

4. Insurance Disclosures. Attorney shall maintain in force for the term of this Agreement professional liability insurance in the sum of a minimum of $1,000,000 in aggregate, including defense costs excess of a self-insured retention. If Attorney's professional liability insurance is written on a "claims made" policy, Attorney shall maintain such professional liability insurance in force for a period of three years beyond the expiration of this Agreement.

5. Legal Fees. Client agrees to pay Attorney for services actually rendered on Client's matter based on the attached rate schedule.

6. Billing Practices. Attorney shall send Client a statement for fees and costs incurred every calendar month. Statements shall set forth the amount, rate and description of services provided. Client shall pay Attorney's statements within thirty (30) calendar days after receipt. An interest charge of one percent (1%) per month may be assessed on balances that are more than thirty (30) calendar days past due.

7. Costs and Other Charges. In addition to regular telephone, mail and other common business communication methods, Client authorizes Attorney to use facsimile transmissions, cellular telephone calls, unencrypted email, and other computer transmissions in communicating with Client. Unless otherwise instructed by Client, any such communications may include confidential information. Client shall be billed for such costs and charges based on the attached rate schedule.

8. Experts, Consultants and Investigators. To aid in Attorney's representation of Client, it may become necessary to hire consultants. Attorney will not hire such persons unless Client approves the hiring and agrees to pay their fees and charges.

9. Discharge and Withdrawal. Client may discharge Attorney at any time by written notice. Unless otherwise agreed, and except as required by law, Attorney will provide no further services after receipt of such notice. Attorney may withdraw its services with Client's consent or as allowed or required by law, upon ten (10) calendar days written notice. Upon discharge or withdrawal, Attorney shall transition all outstanding legal work and services to others as Client shall direct. After Attorney's services conclude, Attorney will, on Client's request, deliver Client's file to Client, along with any funds or property of Client in Attorney's possession.

IN WITNESS WHEREOF, Client and Attorney have read and understood the foregoing terms and those set forth on the attached Rate Schedule and agree to them:

STRADLING YOCCA CARLSON & RAUTH, a Professional Corporation

By:_____
David G. Casnocha
Managing Shareholder

SOUTH MONTEREY COUNTY JOINT UNION HIGH SCHOOL DISTRICT

By:_____
Brian Walker, Ed.D.
Superintendent

PROFESSIONAL RATE SCHEDULE
(Effective June 1, 2017)

1. HOURLY PROFESSIONAL RATES

Client agrees to pay Attorney by the following standard hourly rate*:

Shareholder	$ 400.00 per hour
Associate	$ 215.00 per hour
Law Clerk I/Paralegal	$ 75.00 per hour

* Rates for Specific Attorneys Available Upon Request

Travel time shall be prorated if the assigned attorney travels for two or more clients on the same trip.

2. COSTS AND EXPENSES

In-office copying/electronic communication printing	$ 0.25 per page
Facsimile	Actual charge
Postage	Actual Usage
Mileage	IRS Standard Rate

Other costs, such as court costs, deposition costs, transcript costs, messenger costs, meals and lodging shall be charged on an actual and necessary basis.

SOUTH MONTEREY COUNTY JOINT UNION HIGH SCHOOL DISTRICT

GOVERNING BOARD

SUBJECT: Approval of the SMCJUHSD 2017/18 – 2019/20 LCAP

MEETING: June 26, 2017

AGENDA SECTION:

X ACTION

☐ **INFORMATION**

☐ **ACTION/CONSENT**

Board Goals:

X Improve, Monitor and Sustain Student Achievement
X Improve School Climate in Support of Teaching, Learning and Student Safety
X Develop/Sustain Fiscal Solvency
X Ensure that Facilities are Safe for Staff and Students
X Ensure compliance with Education/Other Codes/Updating Board Policies and Administrative Regulations

Summary:

The Local Control and Accountability Plan (LCAP) and Annual Update Template shall be used to provide details regarding local educational agencies' (LEAs) actions and expenditures to support pupil outcomes and overall performance pursuant to Education Code sections 52060, 52066, 47605, 47605.5, and 47606.5. The LCAP and Annual Update Template must be completed by all LEAs each year.

For school districts, pursuant to Education Code section 52060, the LCAP must describe, for the school district and each school within the district, goals and specific actions to achieve those goals for all pupils and each subgroup of pupils identified in Education Code section 52052, including pupils with disabilities, for each of the state priorities and any locally identified priorities.

Recommendation:

It is recommended that the Board of Education approve the SMCJUHSD LCAP for 2017/18 through the 2019/20 school years.

Fiscal Impact:
Balanced Budget.

Submitted By:

Sherrie S. Castellanos
Chief Business Official

Approved:

Daniel R. Moirao, Ed.D.
Superintendent

South Monterey County Joint Union High School District
LCAP Goals 2017-20

LCAP GOAL 1
In a safe learning environment, SMCJUHSD will provide well-orchestrated support services and a vigorous instructional program that will prepare all students for college or career as measured by State and local data and assessments.

Ensuring access to a base program: SMCJUHSD will provide a well-orchestrated base program with support services and an instructional program that will prepare all students for college and career.

LCAP GOAL 2
Equitable access to rigorous, well-rounded, standards-aligned curricula and school resources assuring readiness for a full range of post-graduation options.

With an equity lens, SMCJUHSD will provide rigorous curriculum and instruction that includes increasing STEM opportunities and Advanced Placement (AP) access. In addition, the district will increase access to school resources to ensure post-secondary success.

LCAP GOAL 3
Increase academic achievement of underserved students as measured by State and local assessments.

SMCJUHSD is dedicated to increasing student achievement and ensuring all students are on track for graduation in order for them to be college and career ready.

LCAP GOAL 4
English Learners will become proficient in English while engaging in a rigorous, standards-aligned curriculum in the core content areas.

SMCJUHSD is committed to addressing the needs of English Learners and ensuring that they have the support they need to reclassify and participate in a full curriculum and graduate.

LCAP GOAL 5
Positive school environment and culture with meaningful parent and student support and participation.

SMCJUHSD will continue to foster positive relationships with parents and build parent-leadership capacity. The District is also committed to student engagement by working on decreasing suspension rates and continuing implementation of PBIS across the district.

LCAP Year ☑ 2017-18 ☐ 2018-19 ☐ 2019-20

Local Control Accountability Plan and Annual Update (LCAP Template)

Addendum: General instructions & regulatory requirements.

Appendix A: Priorities 5 and 6 Rate Calculations

Appendix B: Guiding Questions: Use as prompts (not limits)

LCFF Evaluation Rubrics [Note: this text will be hyperlinked to the LCFF Evaluation Rubric web page when it becomes available.] Essential data to support completion of this LCAP. Please analyze the LEA's full data set; specific links to the rubrics are also provided within the template.

LEA Name	South Monterey County Joint Union High		
Contact Name and Title	Daniel Moirao, Superintendent	Email and Phone	dmoirao@smcjuhsd.org, (831) 385-0606

2017-20 Plan Summary

THE STORY

Briefly describe the students and community and how the LEA serves them.

The South Monterey County Joint Union High School District is located in southern Monterey County along the agricultural corridor of the Salinas Valley. The SMCJUHSD consists of two traditional comprehensive high schools, one continuation high school, charter school, and an adult education program. SMCJUHSD serves 2,273 students in grades 9-12. King City High School serves 1034 students; its K-8 partner school districts include San Antonio, San Lucas, San Ardo, Bradley and Bitterwater. King City High School also attracts a number of students from Fort Hunter Liggett. Greenfield High School serves approximately 1157 students; its K-8 partner school district is Greenfield Union. Portola-Butler continuation school serves approximately 61 students from across the district. Pinnacle Academy Charter School serves 60 students.

SMCJUHSD has experienced success in student outcomes. The District was recognized by the College Board's 7th Annual AP District Honor Roll for Significant Gains in Student Access and Success, and numerous State awards for the Future Farmers of America (FFA) program. Greenfield High School's Speech and Debate teams have done well this school year. The GHS Debate team (English) took first place and will be going on to regionals. The GHS Debate team (Spanish) took third place in Monterey County. Greenfield High School is also part of the Ivy League Project.

In SMCJUHSD 81% of students are socio-economically disadvantaged. The district has a large English Learner population (27%), of whom 66.7% are Long-Term English Learners. Our student population is culturally diverse. 92% of the English Learners identify Spanish as their primary language and 2% identify Mixteco (or Triqui). The number of Triqui speaking students is higher than reported as many families select "other" as the language spoken at home instead of Mixteco for fear of being identified as indigenous. This school year we have seen an increase in the number of Arabic-speaking students. Approximately 142 (6%) of the district's students are part of the Migrant program.

Students with Disabilities (SWDs) comprise 12% (278) of the student population. 54.6% (152) of our Special Education students are English Learners. This high ratio of English Learners in Special Education poses significant concerns.

With an eye towards equity for all, the District has embarked on providing professional development on cultural proficiency to build understanding of people's cultures, promote engagement with others, and build strong, diverse communities.

We acknowledge and own the challenges to address achievement gaps among various subgroups and are working strategically and analytically to determine cause and effect so that programs and resources can be deployed for maximum effect.

The Mission of the South Monterey County Joint Union High School District, as a collaborative partnership of families, community members and staff, is to inspire and empower all students with the knowledge and skills necessary to achieve their full potential as responsible productive citizens. To accomplish this SMCJUHSD will continue to focus on providing students with a rigorous educational program that will promote college and career readiness.

LCAP HIGHLIGHTS

Identify and briefly summarize the key features of this year's LCAP.

Through analysis of both State and local data, along with input from all stakeholder groups including surveys and meetings, the South Monterey County Joint High School District has identified the following five goal areas:

Goal 1. Ensuring access to a base program: SMCJUHSD will provide a well-orchestrated base program with support services and an instructional program that will prepare all students for college and career.

Goal 2. Equitable access to a rigorous instructional program and school resources: With an equity lens, SMCJUHSD will provide rigorous curriculum and instruction that includes increasing STEM opportunities and Advanced Placement (AP) access. In addition, the district will increase access to school resources to ensure post-secondary success.

Goal 3: Improving achievement of underserved students: SMCJUHSD is dedicated to increasing student achievement and ensuring all students are on track for graduation in order for them to be college and career ready.

Goal 4: Improving achievement of English Learners: SMCJUHSD is committed to addressing the needs of English Learners and ensuring that they have the support they need to reclassify and participate in a full curriculum and graduate.

Goal 5: Parent and student engagement and support: SMCJUHSD will continue to foster positive relationships with parents and build parent-leadership capacity. The District is also committed to student engagement by working on decreasing suspension rates and continuing implementation of PBIS across the district.

REVIEW OF PERFORMANCE

Based on a review of performance on the state indicators and local performance indicators included in the LCFF Evaluation Rubrics, progress toward LCAP goals, local self-assessment tools, stakeholder input, or other information, what progress is the LEA most proud of and how does the LEA plan to maintain or build upon that success? This may include identifying any specific examples of how past increases or improvements in services for low-income students, English learners, and foster youth have led to improved performance for these students.

GREATEST PROGRESS

Implementation of Common Core State Standards

There is strong indication of relative success in student achievement as demonstrated by SBAC results. SBAC English Language Arts scores for all students between school years 14-15 and 15-16 display a significant increase in the number of students who Met or Exceeded standards. We have notable improvement in ELA academic performance in one of our major subgroups: Students with Disabilities. In addition, College-Ready and Conditionally-Ready percentages have increased from 14-15 to 15-16. LCAP goals (goal 2 and 3) reflect the need to continue to build academic achievement and college-readiness and closing the academic achievement among our subgroups. We will continue to focus on teacher professional development on CCSS standards, literacy standards, NGSS. We will continue operation and refinement of Professional Learning Communities and full implementation of Constructing Meaning strategies across the District.

SBAC Scores

School	English: Standard Met or Exceeded 2015	English: Standard Met or Exceeded 2016	English: Percentage Change
All Students	40%	55%	+15%
Students with Disabilities	2%	15%	+13%

College-Readiness as Indicated by SBAC

	2014-15	2015-16
ELA College-Ready	11%	19%
ELA Conditionally Ready	29%	36%

GREATEST PROGRESS

Improvement in English Learner Achievement

As measured by the English Learner Progress Indicator (ELPI) the District has a green performance level, with a +14.4% "increased significantly" change in English Learner progress.

The District has seen improvement on the number of English Learners who have increased one level or more on the CELDT.

	2015-16	2016-17
Total Number and Percentage of English Learners who went up one or more levels in CELDT	Annuals Tested: 423 143 (34%)	Annuals Tested: 421 163 (38.7%)

We are seeing a significant trend of improvement in Reclassification Rates. This increase in Reclassification rate is due to:

- a focus on English Learner data and data-informed decisions regarding English Learner placement and progress
- implementation of Constructing Meaning (CM) strategies across the district; including a district walk-through form that specifically addresses CM strategies
- District CELDT campaign that involves student-goal setting, parent information meetings regarding CELDT and Reclassification and ensuring students understand and practice CELDT components before the annual assessment
- services of an EL Specialist to oversee district EL program

Our LCAP reflects continues to address the needs of English Learners (Goal 3). We will continue with the strategies mentioned above and support small classes for ELD 1 and ELD 2 levels. We will continue to offer targeted LTEL ELD classes for students who have been in the EL program 6+ years. For the 17-18 school year we will be adding a Newcomer's Program; for ELs who have been in the U.S. less than a year and who need additional intensive support.

	2013-14	2014-15	2015-16	2016-17
Rate Reclassified RFEP	39 (6.4%)	81 (13.8%)	92 (15.2%)	146 (27%)

Increase in Advanced Placement course enrollment and exams

During the last few years the District has seen a positive trend in the number of students who are taking AP courses and the AP exams. The AP passing rate has remained steady for the last two years. The District's LCAP (Goal 2) will continue to support AP professional development for teachers, after-school AP tutoring and access to AP supplementary course materials.

Year	Number of Students enrolled in AP courses	Total Number of Students Who Took Exams	Total Number of Exams Taken	Passing Rate
2013-14		183	388	42.5%
2014-15		185	423	44.2%
2015-16		295	594	44.9%

Referring to the LCFF Evaluation Rubrics, identify any state indicator or local performance indicator for which overall performance was in the "Red" or "Orange" performance category or where the LEA received a "Not Met" or "Not Met for Two or More Years" rating. Additionally, identify any areas that the LEA has determined need significant improvement based on review of local performance indicators or other local indicators. What steps is the LEA planning to take to address these areas with the greatest need for improvement?

GREATEST NEEDS

The 2016 CAASPP SBAC math results indicate that from 2015 to 2016 our percentage of students who met or exceeded standards increased only 4 percentage points (9% to 13%). This limited growth is of concern to the district as math is the key to access higher level courses and to complete A-G requirements. To address this concern we will be providing math intervention courses and also providing additional math support via intervention teachers. These intervention teachers will be working and collaborating with the math teachers and providing real-time hands-on intervention and support. Students will receive support as they are learning math concepts.
Our local data indicates that we have a significant number of students who fail English and Math courses each semester. We need to reduce the number of D's and F's in English and Math. This will also help us increase our A-G completion. To address this concern we will be coordinating district efforts to increase in-class interventions, provide professional development for staff on intervention supports, encourage student goal-setting and continue to offer and promote after-school tutoring specific to math and English.

Referring to the LCFF Evaluation Rubrics, identify any state indicator for which performance for any student group was two or more performance levels below the "all student" performance. What steps is the LEA planning to take to address these performance gaps?

PERFORMANCE GAPS

The SMCJUHSD Dashboard indicates that there are no metrics where the district has any overall red or orange result. However, as a subgroup English Learners were two performance levels below the "All Students" group receiving a red performance level in the Suspension indicator. The rate of suspension for English Learners is high at 12.6% and increased 1.2%. On the Graduation indicator, English Learners were one performance level below the "All Students" group receiving an orange performance. The English Learner graduation rate was low at 71.4%; declining 4.3% from the previous year. The district is committed to working on both of these indicators. LCAP Goal 5 addresses our commitment to decrease suspension rates in the district, with particular attention to the English Learner subgroup. LCAP Goal 4 specifically addresses the needs of English Learners and delineates our goal to provide targeted evidenced-based classroom practices, interventions, and supplemental services to ensure English Learners gain English proficiency and increase graduation rates.

INCREASED OR IMPROVED SERVICES

If not previously addressed, identify the two to three most significant ways that the LEA will increase or improve services for low-income students, English learners, and foster youth.

Based on feedback from all stakeholder groups and research on effective practices, SMCJUHSD is implementing multiple LCAP Actions/Services to improve services for Low Income, English Learner, and foster youth. Three significant actions to improve services are:
- Implement ELD supplemental programs to provide targeted intervention for English Learners
- Continue to implement 9th grade programs to support at-risk incoming 9th grade students
- At-risk students will be offered summer credit recovery to recover course credits and keep students on track for graduation

BUDGET SUMMARY

Complete the table below. LEAs may include additional information or more detail, including graphics.

DESCRIPTION	AMOUNT
Total General Fund Budget Expenditures for LCAP Year	$ 28,180,602.00
Total Funds Budgeted for Planned Actions/Services to Meet the Goals in the LCAP for LCAP Year	$ 28,180,602.00

The LCAP is intended to be a comprehensive planning tool but may not describe all General Fund Budget Expenditures. Briefly describe any of the General Fund Budget Expenditures specified above for the LCAP year not included in the LCAP.

The LCAP includes all General Fund Expenditures in the goals and actions. Goal 1 describes the base program which includes $1,924,142 supplemental and concentration grant dollars. The remaining dollars for Supplemental and Concentration Grants are budgeted in Goals 2 through Goal 5 along with categorical programs that support these goals.

There are not General Fund dollars not included in the LCAP.

$ 24,366,598.00	Total Projected LCFF Revenues for LCAP Year

Annual Update

LCAP Year Reviewed: 2016-17

Complete a copy of the following table for each of the LEA's goals from the prior year LCAP. Duplicate the table as needed.

Goal 1

#1a: The conditions for learning will be improved for students

State and/or Local Priorities Addressed by this goal:

STATE ☐ 1 ☐ 2 ☐ 3 ☑ 4 ☐ 5 ☐ 6 ☐ 7 ☐ 8

COE ☐ 9 ☐ 10

LOCAL

ANNUAL MEASURABLE OUTCOMES

EXPECTED

Priority 4- Pupil Achievement
Smaller class sizes:
• Will improve the use of targeted interventions which will increase student achievement in State assessments.

• And Class size in the core content will be reduced from 33:1 to 32:1

ACTUAL

Smaller class sizes will improve the use of targeted interventions which will increase student achievement in subject compentency and State assessments. This year we offered Read 180 intensive reading comprehension classes at both comprehensive sites (8 periods in total). The program was targeted for incoming freshmen who are reading well-below 9th grade as per Scholastic Reading Inventory lexile score. This double-block reading program is limited to 20 students per class.

Our class size average is 29:1 in core content areas (English, math, history and science). However, there are core content classes that continue to have 34:1 ratio.

ACTIONS / SERVICES

Duplicate the Actions/Services from the prior year LCAP and complete a copy of the following table for each. Duplicate the table as needed.

Action 1

	PLANNED	ACTUAL
Actions/Services	Class size in the core content will be reduced from 33:1 to 32:1 in order to give improved learning opportunities for students through the hiring and appropriate placement of Highly Qualified Teachers.	9.7 FTE teachers were hired to reduce class size and prep periods were purchased. During the 16-17 school year, six prep periods were purchased from Supplemental and Concentration funds to reduce class size.
	BUDGETED	ESTIMATED ACTUAL
Expenditures	$1,255,562 Supplemental and Concentration LCAP funding Funding Sources: LCFF Supplemental (0000) - $1,255,562.00	Supplemental and Concentration Grant funds were used to hire additional teachers. - $935,804.00

ANALYSIS

Use actual annual measurable outcome data, including performance data from the LCFF Evaluation Rubrics, as applicable.

Describe the overall implementation of the actions/services to achieve the articulated goal.	9.7 FTE teachers were hired to reduce class size and prep periods were purchased. During the 16-17 school year, six prep periods were purchased from Supplemental and Concentration funds to reduce class size.
Describe the overall effectiveness of the actions/services to achieve the articulated goal as measured by the LEA.	Our overall class size has been reduced to an average of 29:1 in core content areas (English, math, history and science). However, there are core content classes that continue to have 34:1 ratio.
Explain material differences between Budgeted Expenditures and Estimated Actual Expenditures.	We estimated 12 additional FTE's and 9.7 were hired.

Describe any changes made to this goal, expected outcomes, metrics, or actions and services to achieve this goal as a result of this analysis and analysis of the LCFF Evaluation Rubrics, as applicable. Identify where those changes can be found in the LCAP.	For the 17-18 LCAP this goal will be part of Goal 1, which will describe the district's Base Program.

Annual Update

LCAP Year Reviewed: 2016-17

Complete a copy of the following table for each of the LEA's goals from the prior year LCAP. Duplicate the table as needed.

Goal 2 #1b - The conditions for learning will be improved for students

State and/or Local Priorities Addressed by this goal:

STATE ☑ 1 ☐ 2 ☐ 3 ☐ 4 ☐ 5 ☐ 6 ☐ 7 ☐ 8
COE ☐ 9 ☐ 10
LOCAL

ANNUAL MEASURABLE OUTCOMES

EXPECTED	ACTUAL
Priority 1 • The District will actively recruit, hire and retain highly qualified staff to support student success.	During the 16-17 school year 17 new teachers were hired.
100% of SMCJUHSD teacher are appropriately assigned and are fully credentialed	98% of our teachers are fully credentialed. During the 16-17 school year, 98% of teachers were fully credentialed; compared to 96% the previous year.

ACTIONS / SERVICES

Duplicate the Actions/Services from the prior year LCAP and complete a copy of the following table for each. Duplicate the table as needed.

Action 1

PLANNED	ACTUAL
District and site staff will attend recruitment fairs. Incentives	District and School Staff participated in a number of recruiting

Actions/Services	for teachers to obtain HQT status will be implemented. Hiring and moving incentives will be paid for positions where the District has had difficulty in finding HQT staff.	fairs across the state. Staff salaries charged at 2% to LCAP for negotiated CTA increase. Additonal Professional Development days available due to those negotiations (2 days).
	BUDGETED	ESTIMATED ACTUAL
Expenditures	District and site staff will attend recruitment fairs $5,000 Hiring and moving incentives as well as competitive salaries will be paid $252,254 Funding Sources: LCFF Supplemental (0000) - $252,254.00	Hiring bonuses, competitive salaries and attendance to hiring fairs were paid from Supplemental and Concentration Grant Funds. - $258,337.00

ANALYSIS

Use actual annual measurable outcome data, including performance data from the LCFF Evaluation Rubrics, as applicable.

Describe the overall implementation of the actions/services to achieve the articulated goal.	During the 16-17 school year 17 new teachers were hired. 98% of our teachers are fully credentialed.
Describe the overall effectiveness of the actions/services to achieve the articulated goal as measured by the LEA.	During the 16-17 school year, 98% of teachers were fully credentialed; compared to 96% the previous year.
Explain material differences between Budgeted Expenditures and Estimated Actual Expenditures.	No material differences. We estimated $252K and estimated actuals are $258K.
Describe any changes made to this goal, expected outcomes, metrics, or actions and services to achieve this goal as a	For the 17-18 LCAP this goal will be part of Goal 1, which will describe the district's Base Program.

result of this analysis and analysis of the LCFF Evaluation Rubrics, as applicable. Identify where those changes can be found in the LCAP.

Annual Update

LCAP Year Reviewed: 2016-17

Complete a copy of the following table for each of the LEA's goals from the prior year LCAP. Duplicate the table as needed.

Goal 3 #1c - The conditions for learning will be improved for students

State and/or Local Priorities Addressed by this goal:

STATE ☐ 1 ☐ 2 ☐ 3 ☐ 4 ☑ 5 ☑ 6 ☑ 7 ☐ 8
COE ☐ 9 ☐ 10
LOCAL

ANNUAL MEASURABLE OUTCOMES

EXPECTED	ACTUAL
Priority 7 - Master schedules will include the addition of Freshmen Seminar and Link Crew courses	Master schedule reflects Freshman Seminar and Link Crew courses. 16-17 master schedule shows 9 sections of these courses. Three teachers participated in Link Crew summer training.
- Counselors to review 4-year plans at least twice a year at every grade level	Counselors reviewed 4-year plan with every students. Second review of 4 year plan occurred in conjuction with CSU MB and UC SC GEAR Up partners.
- Professional development training for teachers in student-support programs.	Three Link Crew teachers attended the 2016 Summer Link Crew training

ACTIONS / SERVICES

Duplicate the Actions/Services from the prior year LCAP and complete a copy of the following table for each. Duplicate the table as needed.

Action 1

	PLANNED	ACTUAL
Actions/Services	Master schedules will include one or more sections of Freshmen Seminar and Link Crew. Second counselor ensures students are placed in the correct classes and receive extra support. With a second counselor reviewing the 4-year plan will be maintained.	Two sections for Freshman Seminar offered. 7 sections of Link Crew offered. Counselors reviewed 4-year plan with every student. Counselors meet with each grade both in groups and one-on-one continually to monitor student progress and recommend appropriate support and/or credit recovery classes.
	BUDGETED	ESTIMATED ACTUAL
Expenditures	Staff hired for Link Crew and Freshmen Seminar classes as well as 2nd counselor for each comprehensive school site $205,413 Funding Sources: LCFF Supplemental (0000) - $205,413.00	Supplemental and Concentration Grant Funds - $195,800.00

ANALYSIS

Use actual annual measurable outcome data, including performance data from the LCFF Evaluation Rubrics, as applicable.

Describe the overall implementation of the actions/services to achieve the articulated goal.	Two sections for Freshman Seminar offered. 7 sections of Link Crew offered.
Describe the overall effectiveness of the actions/services to achieve the articulated goal as measured by the LEA.	Counselors reviewed 4-year plan with every student. Counselors meet with each grade both in groups and one-on-one continually to monitor student progress and recommend appropriate support and/or credit recovery classes.

Explain material differences between Budgeted Expenditures and Estimated Actual Expenditures.	No material differences. We budgeted $205K and estimated actuals are $195K.
Describe any changes made to this goal, expected outcomes, metrics, or actions and services to achieve this goal as a result of this analysis and analysis of the LCFF Evaluation Rubrics, as applicable. Identify where those changes can be found in the LCAP.	For the 17-18 LCAP this goal will be part of Goal 1, which will describe the district's Base Program.

Annual Update

LCAP Year Reviewed: 2016-17

Complete a copy of the following table for each of the LEA's goals from the prior year LCAP. Duplicate the table as needed.

Goal 4

#1d - The conditions for learning will be improved for students

State and/or Local Priorities Addressed by this goal:

STATE ☐ 1 ☑ 2 ☐ 3 ☑ 4 ☐ 5 ☐ 6 ☐ 7 ☑ 8
COE ☐ 9 ☐ 10
LOCAL

ANNUAL MEASURABLE OUTCOMES

EXPECTED	ACTUAL
Priority 2 -100% of teachers receive initial Constructing Meaning professional development -Provide professional development to new teachers on CCSS standards and/or CCRs -100% of new staff will receive initial Illuminate professional development	All 17 new teachers and administrators (3) participated in 2-day Constructing Meaning professional Development All new teachers participated in professional development related to CCSS. All new teachers received initial Illuminate professional development
Priority 4 Full implementation of Common Core standards and Professional Learning Communities will directly improve: • 5% increase in achievement (meets or exceeds standards) on SBAC summative assessments (ELA and math) • 5% increase in "Readiness for College" in as indicated by the SBAC results in ELA and math • 5% increase in A-G completion rates • 5% increase in Reclassification rates	-We had an overall 15% increase in ELA achievement based on SBAC ELA assessment. -We had an overall 4% increase in Math achievment based on SBAC Math assessment. -EAP/College Readiness (Level 4 Achievement on SBAC): ELA: 19%; 8% increase from previous year

Priority 8
- A minimum of 17 Wednesday collaboration meetings will be dedicated to PLC inquiry cycle. This cycle includes analysis of student performance data, formative assessment creation and instruction planning which will improve instruction and student achievement in all areas.
- 9 PLC Lead meetings a year to build program capacity.

Math: 1%; 1% increase from previous year

- A-G completion: we had a 1.48% decline in the number of students who completed A-G pathway from 10% to 8.52%

-Reclassification Rate: during the 16-17 school year we reclassified 146 students (27%) of our our English Learner population. This is an increase of 11.8% from 15-16.

-This school year 19 Wednesday collaboration meeting times were dedicated to Professional Learning Community.

-Nine (9) Professional Learning Community Lead meetings were held to build program capacity.

ACTIONS / SERVICES

Duplicate the Actions/Services from the prior year LCAP and complete a copy of the following table for each. Duplicate the table as needed.

Action 1

PLANNED	ACTUAL
Year IV of the Professional Development plan will be modified as needed and implemented. -Instructional practices will be evaluated from data collected which will inform and support instruction. -Student data will be used to evaluate student progress -Leadership capacity will be built through the PLC Lead meetings and professional development -Support structures will be implemented to sustain collaboration and follow through with professional development. -Instructional Coaches will continue to support teachers	Teachers received professional development in the areas of ELA, math, ELD standards, MVP math, Contructing Meaning, Illuminate, etc. Student achievement data is collected and shared with staff in a variety of ways. - PLCs met twice a month to share expertise, work collaboratively, and improve teaching and academic achievement. Teachers shared formative assessment data during each inquiry cycle and revise instruction based on the results. - On a monthly basis administrators share with the teaching

Actions/Services		staff their walk-through data; including percentage of implementation of school-wide expectations and specific CM goals - English and math departments administer benchmarks and have designated days to analyze the data and plan instruction - Teachers use illuminate to collect and analyze both formative and summative assessment data Instructional Coaches worked to support all teachers. Instructional Coaches provided professional development for PLC Leads, benchmark analysis days, after-school PD sessions, etc. Instructional Coaches bring evidence-based practices in their work with teachers. Instructional Coaches provided one-on-one and small group support for all content areas.
Expenditures	BUDGETED District will employ two instructional coaches as well as District staff to support collaboration, analysis of student data and Site Leadership capacity $313,664 Funding Sources: LCFF Supplemental (0000) - $313,664.00	ESTIMATED ACTUAL Supplemental and Concentration Grant Funds - $312,883.00

ANALYSIS

Use actual annual measurable outcome data, including performance data from the LCFF Evaluation Rubrics, as applicable.

Describe the overall implementation of the actions/services to achieve the articulated goal.	Actions and Services for this goal were generally implemented as planned. District was able to provide all new teachers and staff with initial Constructing Meaning and Illuminate professional development. District was able to establish the Wednesday Collaboration calendar and guarantee two collaboration meetings a month dedicated to PLCs. All teachers are part of a PLC. We were also able to establish PLC Lead collaboration meeting to support the work of the PLC leaders. District and site leadership continue to support the work of instructional coaches. The work of the instructional coach is nestled within other learning structures such as our professional learning communities that are guided and rigorous.

Describe the overall effectiveness of the actions/services to achieve the articulated goal as measured by the LEA.	District was able to provide 100% new staff with initial Constructing Meaning and Illuminate professional development. PLCs and data analysis collaboration meetings are planned processes in which assessment is used as evidence to adjust instruction, curriculum and teaching practices. This dedicated time allowed for staff to collaborate and increase student achievement: Overall 15% increase in ELA achievement based on SBAC ELA assessment. Overall 4% increase in Math achievment based on SBAC Math assessment. EAP/College Readiness (Level 4 Achievement on SBAC) ELA: 19%; 8% increase from previous year Math: 1%; 1% increase from previous year -Reclassification Rate: During the 16-17 school year we reclassified 146 students (27%) of our English Learner population. This is an increase of 11.8% from 15-16.
Explain material differences between Budgeted Expenditures and Estimated Actual Expenditures.	No material differences. The budget and estimated actuals are $313K.
Describe any changes made to this goal, expected outcomes, metrics, or actions and services to achieve this goal as a result of this analysis and analysis of the LCFF Evaluation Rubrics, as applicable. Identify where those changes can be found in the LCAP.	We will continue to provide professional development and training for teachers and staff in order to fully implement CCSS, Next Generation Science Standards, and the Next Generation of ELD Standards. We will continue to fully implement Professional Learning Communities. PLCs provide the framework for schools to build teacher capacity and work as members of high-performing, collaborative teams that focus on improving student learning. We will continue to fully implement collaboration time to review achievement data (benchmarks) and develop rigorous instruction aligned to CCSS and to increase A-G completion. The continuity of these successful programs is extremely important in a district where 17% of teachers are new to the district. Most of these teachers are also new to the teaching profession. For the 17-18 LCAP this goal will be part of Goal 2: Improve Conditions for Learning.

Annual Update

LCAP Year Reviewed: 2016-17

Complete a copy of the following table for each of the LEA's goals from the prior year LCAP. Duplicate the table as needed.

#1f - The conditions for learning will be improved for students

State and/or Local Priorities Addressed by this goal:

STATE ☐ 1 ☐ 2 ☐ 3 ☑ 4 ☐ 5 ☐ 6 ☐ 7 ☐ 8
COE ☐ 9 ☐ 10
LOCAL

ANNUAL MEASURABLE OUTCOMES

EXPECTED	ACTUAL
Priority 1 Increase in Advanced Placement courses	During the 16-17 school year we offered 30 Advanced Placement sections. This is four more sections than in 15-16. We added AP Environmental Science at one school site.
Priority 4 5% Increase in AP Exam Passing Rates	The Advanced Placement passing rate for Spring of 2016 was 44.9%. A slight increase from 2015: 44.2%. Advanced Placement data for 2017 will not be available until July of 2017.
Maintain AP Professional Development for teachers 100% of new AP teachers will receive AP training	100% of new AP teachers (2) received Advance Placement training before the beginning of school During the summer of 2016, eleven (11) teachers attended Advanced Placement week-long summer institutes. Two of these teachers were new to the AP program.

ACTIONS / SERVICES

Duplicate the Actions/Services from the prior year LCAP and complete a copy of the following table for each. Duplicate the table as needed.

Action	1	
Actions/Services	PLANNED An increase in course sections will be offered and filled based on class size reduction and student ability to perform.	ACTUAL During the 16-17 school year, the number of AP sections remained the same (30) from the previous school year.
Expenditures	BUDGETED Employ staff necessary to maintain existing core content sections offered $264,471 Funding Sources: LCFF Supplemental (0000) - $264,471.00	ESTIMATED ACTUAL Supplemental and Concentration Grant Funds - $271,055.00

ANALYSIS

Use actual annual measurable outcome data, including performance data from the LCFF Evaluation Rubrics, as applicable.

Describe the overall implementation of the actions/services to achieve the articulated goal.	This school year we were able to increase the number of AP sections to 30. Four additional sections from the previous year. All new AP teachers received AP training prior to the beginning of the school year.
Describe the overall effectiveness of the actions/services to achieve the articulated goal as measured by the LEA.	The Advanced Placement passing rate for Spring of 2016 was 44.9%. A slight increase from 2015: 44.2%. Advanced Placement data for 2017 will not be available until July of 2017.
Explain material differences between Budgeted Expenditures and Estimated Actual Expenditures.	No material differences. Budget was $264K and estimated actuals are $271K.

Describe any changes made to this goal, expected outcomes, metrics, or actions and services to achieve this goal as a result of this analysis and analysis of the LCFF Evaluation Rubrics, as applicable. Identify where those changes can be found in the LCAP.	We will continue to support Advanced Placement summer institute training for all new AP teachers and for teachers who need a solid refresher. We will continue goal-setting with each Advanced Placement teacher and monitor AP exam passing rates; in particular since AP exam passing rates will be part of the College and Career Readiness Indicator. We will continue to promote and encourage AP after-school tutoring. New AP courses have already been identified for 17-18. We will be offering AP Psychology next school year. For the 17-18 LCAP this goal will be part of Goal 2

Annual Update

LCAP Year Reviewed: 2016-17

Complete a copy of the following table for each of the LEA's goals from the prior year LCAP. Duplicate the table as needed.

Goal 6

#1g - The conditions for learning will be improved for students

State and/or Local Priorities Addressed by this goal:

STATE ☐ 1 ☐ 2 ☐ 3 ☑ 4 ☐ 5 ☐ 6 ☐ 7 ☐ 8
COE ☐ 9 ☐ 10
LOCAL

ANNUAL MEASURABLE OUTCOMES

EXPECTED	ACTUAL
Priority 4 Continue adding sequence of courses to the PLTW Engineering pathway. For 16-17 add Principles of Engineering to the master schedule.	Two sections of Principles of Engineering course were added to the master schedule for 16-17.
Begin the PLTW Computer Science pathway. For 16-17 add Computer Science Principles to the master schedule.	For 16-17, three (3) sections of Computer Science Principles were added to the Master schedule.
Provide mandatory summer core professional development for Engineering and Computer Science teachers.	During Summer 2016, four (4) teachers attended mandatory Summer Core professional development for Engineering and Computer Science.
Provide mandatory classroom technology for use in Engineering and Computer Science as needed.	Eighty (80) laptops and 2 charging carts were purchased for the Computer Science Principles course. Eighty (80) Android tables and 2 charging carts were purchased for Computer Science Principles course. Three (3) 3D printers were purchased for Engineering.

ACTIONS / SERVICES

Duplicate the Actions/Services from the prior year LCAP and complete a copy of the following table for each. Duplicate the table as needed.

Action	1		
Actions/Services		PLANNED Continue adding sequence of courses to the PLTW Engineering pathway and Computer Science pathway.	ACTUAL Two sections of Principles of Engineering course were added to the master schedule. Three sections of Computer Science Principles were added to the master schedule
Expenditures		BUDGETED	ESTIMATED ACTUAL
Action	2		
Actions/Services		PLANNED Provide mandatory classroom technology for use in Engineering and Computer Science as needed.	ACTUAL Eighty (80) laptops and 2 charging carts were purchased for the Computer Science Principles course. Eighty (80) Android tables and 2 charging carts were purchased for Computer Science Principles course.
Expenditures		BUDGETED	ESTIMATED ACTUAL
Action	3		
Actions/Services		PLANNED Provide mandatory teacher summer core training in Engineering and Computer Science.	ACTUAL During Summer 2016, four (4) teachers attended mandatory Summer Core professional development for Engineering and Computer Science. All Engineering and Computer Science teacher have attended mandatory Core professional development.

Expenditures	BUDGETED	ESTIMATED ACTUAL
Action 4		
Actions/Services	PLANNED Students will have the opportunity to be enrolled in a STEM pathway of choice (Computer Science or Engineering)	ACTUAL During the 16-17 school year students had the opportunity to take either engineering and computer science STEM pathways. 16-17 was the first year we offered computer science. A total of 226 enrolled in either engineering or computer science pathways.
Expenditures	BUDGETED District will purchase hardware and employ staff for students to have access to a career pathway of choice $112,508 Funding Sources: LCFF Supplemental (0000) - $112,508.00	ESTIMATED ACTUAL Supplemental & Concentration Grant Funds - Includes all actions for this goal. - $82,896.00

ANALYSIS

Use actual annual measurable outcome data, including performance data from the LCFF Evaluation Rubrics, as applicable.

Describe the overall implementation of the actions/services to achieve the articulated goal.	District was able to implement Principles of Engineering (course two) and Computer Science Principles (course one) of these pathways; 2 sections of Principles of Engineering and 3 sections of Computer Science Principles. Specific required course technology was purchased for these two pathways (laptops, tablets, charging cars, and 3D printers).
Describe the overall effectiveness of the actions/services to achieve the articulated goal as measured by the LEA.	During Summer 2016, four (4) teachers attended mandatory Summer Core professional development for Engineering and Computer Science. One of the comprehensive sites was not able to offer Principles of Engineering because the teacher, who attended the mandatory summer Core training, resigned from the District before the beginning of this school year. Engineering students have participated in a number of engineering challenges through Project Lead the Way. We spent $23K less than budgeted due to only one site implementing the Engineering

Explain material differences between Budgeted Expenditures and Estimated Actual Expenditures.	pathway.
Describe any changes made to this goal, expected outcomes, metrics, or actions and services to achieve this goal as a result of this analysis and analysis of the LCFF Evaluation Rubrics, as applicable. Identify where those changes can be found in the LCAP.	Principals of Engineering and Computer Science Principles courses have been well-received by students. As we add courses to both of these pathways (Engineering and Computer Science) we will have to purchase additional laptops, tables, charging carts and other specific course technology. For the 17-18 LCAP this goal will be part of Goal 2.

Annual Update

LCAP Year Reviewed: 2016-17

Complete a copy of the following table for each of the LEA's goals from the prior year LCAP. Duplicate the table as needed.

Goal 7 #1h - The conditions for learning will be improved for students

State and/or Local Priorities Addressed by this goal:

STATE ☑ 1 ☐ 2 ☐ 3 ☐ 4 ☐ 5 ☐ 6 ☐ 7 ☐ 8
COE ☐ 9 ☐ 10
LOCAL

ANNUAL MEASURABLE OUTCOMES

EXPECTED	ACTUAL
Installation of Lunch Shelters at KCHS and PBHS as well as phase one of installation of a working Energy Management system for classroom comfort.	The lunch shelters at KCHS and PBHS have both been installed. Phase one of the Energy Management system was not implemented. With the early departure of our Director of MOTF, the energy management system project was put on hold.

ACTIONS / SERVICES

Duplicate the Actions/Services from the prior year LCAP and complete a copy of the following table for each. Duplicate the table as needed.

Action 1

PLANNED	ACTUAL
Installation of Lunch Shelters at KCHS and PBHS, Renovate the KCHS and GHS Libraries as well as phase	The lunch shelters at KCHS and PBHS have been installed.

Actions/Services	one of installation of a working Energy Management system for classroom comfort.	A Library Planning Committee has been formed. The committee has visited four different campuses to see recently renovated high school and college libraries and gather information. The committe has also met to discuss and propose library service hours that will meet student and community needs. With the early departure of our Director of MOTF, the Energy management system was put on hold.
Expenditures	BUDGETED Installation of Lunch Shelters at KCHS and PBHS, Renovate GHS and KCHS Libraries, as well as phase one of installation of a working Energy Management system for classroom comfort $837,160 from LCAP Funding Sources: LCFF Supplemental (0000) - $837,160.00	ESTIMATED ACTUAL Supplemental and Concentration Grant - $400,000.00

ANALYSIS

Use actual annual measurable outcome data, including performance data from the LCFF Evaluation Rubrics, as applicable.

Describe the overall implementation of the actions/services to achieve the articulated goal.	The lunch shelters at KCHS and PBHS have been installed. A Library Planning Committee has been formed. The committee has visited four different campuses to see recently renovated high school and college libraries and gather information. The committee has also met to discuss and propose library service hours that will meet student and community needs. Energy management system was put on hold.
Describe the overall effectiveness of the actions/services to achieve the articulated goal as measured by the LEA.	The Library Planning Committee will continue to meet during the 17-18 school year. In October, 2016 our Director of MOTF resigned from the District. She was in charge of the library committee and of the energy management planning. With her leaving, the energy management planning project was placed on hold.
Explain material differences between Budgeted Expenditures and Estimated Actual Expenditures.	Our estimated actuals for this goal and action is $400K. We added the two lunch shelters. However, we have only begun the improvements to libraries which did not include any major cost. The upgrades to the libraries are being carried into 17/18.

Describe any changes made to this goal, expected outcomes, metrics, or actions and services to achieve this goal as a result of this analysis and analysis of the LCFF Evaluation Rubrics, as applicable. Identify where those changes can be found in the LCAP.	For the 17-18 LCAP, library renovations will be part of Goal 2. The energy management system project is permanently on hold.

Annual Update

LCAP Year Reviewed: 2016-17

Complete a copy of the following table for each of the LEA's goals from the prior year LCAP. Duplicate the table as needed.

Goal 8 #1i - The conditions for learning will be improved for students

State and/or Local Priorities Addressed by this goal:

STATE ☐ 1 ☐ 2 ☐ 3 ☐ 4 ☐ 5 ☑ 6 ☐ 7 ☐ 8
COE ☐ 9 ☐ 10
LOCAL

ANNUAL MEASURABLE OUTCOMES

EXPECTED	ACTUAL
Priority 6: All campuses shall have adequate security measures to ensure students feel safe and focused on the educational program resulting in less behavioral issues and increased attendance and less disciplinary issues.	The District has contracted with security services to provide additional school security. District has purchased and installed security cameras.

ACTIONS / SERVICES

Duplicate the Actions/Services from the prior year LCAP and complete a copy of the following table for each. Duplicate the table as needed.

Action 1

PLANNED	ACTUAL
The District will contract out for campus security services with the local police department and security vendors. Security Camera Systems will be expanded at School	The District has contracted with security services to provide additional school security for a total of 3 FTE security (one at each school site)

Actions/Services	Campuses District will start installation of keyless door security system on campuses to increase security	The District is working with Monterey County, King City Union School District, and the King City city manager to add a probation officer on site for King City High School for the 17-18 school year. During the 16-17 the District added 17 cameras. The keyless door entry security system was not installed because the cost was prohibitive.
Expenditures	BUDGETED The District will contract out for campus security services with the local police department and security vendors $233,935 Security Camera Systems will be expanded at School Campuses $15,000 District will start installation of keyless door security system on campuses to increase security $250,000 Funding Sources: LCFF Supplemental (0000) - $498,935.00	ESTIMATED ACTUAL Supplemental and Concentration Grant - $212,000.00

ANALYSIS

Use actual annual measurable outcome data, including performance data from the LCFF Evaluation Rubrics, as applicable.

Describe the overall implementation of the actions/services to achieve the articulated goal.	The District has contracted with security services to provide additional school security for a total of 3 FTE security (one at each school site). The District is working with Monterey County, King City Union School District, and the King City city manager to add a probation officer on site for King City High School for the 17-18 school year. During the 16-17 the District added 17 cameras. The keyless door entry security system was not installed because the cost was prohibitive.
Describe the overall effectiveness of the actions/services to achieve the articulated goal as measured by the LEA.	2016 data from the California Healthy Kids Survey demonstrates that 40% of freshmen and 48% of juniors feel that their campuses are safe-to very safe. This school year we have had a number of school lock-downs. Police have reported that King City High School did a note-worthy job in ensuring student and school safety and assisting law enforcement. Security cameras played a pivotal role in identifying suspects involved in the school lock-downs. Footage from school cameras was used by law enforcement.

Explain material differences between Budgeted Expenditures and Estimated Actual Expenditures.	We spent over 200K less than originally budgeted due to not implementing the keyless entry system. The cost was prohibitive and the projected was eliminated.
Describe any changes made to this goal, expected outcomes, metrics, or actions and services to achieve this goal as a result of this analysis and analysis of the LCFF Evaluation Rubrics, as applicable. Identify where those changes can be found in the LCAP.	For the 17-18 LCAP this goal will be part of Goal 1, which will describe the district's Base Program.

Annual Update

LCAP Year Reviewed: 2016-17

Complete a copy of the following table for each of the LEA's goals from the prior year LCAP. Duplicate the table as needed.

Goal 9

#2a - Pupil outcomes on standardized tests and in core content areas will increase. Eliminate the achievement gap among students.

State and/or Local Priorities Addressed by this goal:

STATE ☐ 1 ☐ 2 ☐ 3 ☑ 4 ☐ 5 ☐ 6 ☐ 7 ☐ 8

COE ☐ 9 ☐ 10

LOCAL

ANNUAL MEASURABLE OUTCOMES

EXPECTED	ACTUAL
Priority 4 • Summer Boot Camps will be maintained to assist students in credit recovery and remediation in order to get students on track for graduation.	During the Summer of 2016, summer credit recovery programs were offered at both comprehensive sites. 683 students attended summer credit recovery programs.
• 5% increase in the number of students who pass Summer Boot Camp credit recovery courses with a C or better	375 students (55%) of students in summer credit recovery passed courses with a C or better. There was a decline in this expected outcome compared to Summer 2016 (21%). 2017 Summer Credit Recovery data will be available in July.
• 3 release days for ELA and math teachers to analyze data, set goals, revise pacing guides, create units and lessons aligned to CCSS standards.	During the 16-17 school year there were two (2) ELA benchmarks given in grades 9-11. There were two (2) math benchmarks given for Math 1 and Math 2.

	During the 16-17 school year, ELA and Math departments had 2 full days for benchmark analysis, collaboration and instructional support.
• 3 times a year SRI will be given to students to assess and monitor reading comprehension and provide target interventions.	During the 2016-17 school year the Scholastic Reading Inventory (SRI) was given to all students three (3) times during the school year to monitor reading comprehension and provide targeted interventions.
• Establish baseline growth for student performance by subgroup on the districtwide ELA and Math benchmarks.	ELA and Math benchmark 1 data was reviewed after the October administration of the benchmarks. Each ELA grade level and each math course established a benchmark goal for all students and subgroups (English Learners and Students with Disabilities). The goals were reviewed during the second benchmark analysis days.
• 5% increase in achievement (meets or exceeds standards) on SBAC summative assessments (ELA and math)	We had an overall 15% increase in meets or exceeds standards in ELA achievement based on SBAC ELA assessment.
	We had an overall 4% increase in meets or exceeds standards in Math achievment based on SBAC Math assessment.
• 100% of all Professional Learning Communities will create common formative assessments that will administered and analyzed via the Illuminate data assessment system.	100% of all Professional Learning Communitties have created common formative assessments administered and analyzed via the Illuminate data assessment system.
Collect detailed student after-school attendance data during the first semester to create a baseline in order to set a tutoring attendance goal for second semester.	As of May 1, 2017, After-School tutoring attendance was 621; compared to 507 for the 15-16 school year. After-school attendance data was shared with school sites and staff.

ACTIONS / SERVICES

Duplicate the Actions/Services from the prior year LCAP and complete a copy of the following table for each. Duplicate the table as needed.

Action 1

PLANNED	ACTUAL
There will be a 30% increase in the number of SDAIE	SDAIE course offerings are based on the number of qualifying

Actions/Services	(Specially Designed Academic Instruction in English) courses offered. Intervention/credit recovery classes will be included in the master schedule for students who need targeted intervention or who are falling short of graduation requirements. Summer boot camps for low performing or second language learners will be offered. After and/or before school support groups (tutoring) will be offered. Academic counselors will track student progress. ELA and math teachers will have 3 release days each to analyze district-wide benchmarks. PLC Leads will be implemented at each site.	English Learners. The number of courses can vary slightly from year to year based on CELDT data and reclassification rates. This school year we offered nine SDAIE courses in content areas (math, science and social science). There was no increase from 15-16 to 16-17. During the Summer of 2016, summer credit recovery programs were offered at both comprehensive sites. 683 students attended summer credit recovery programs. We were not able to secure an instructor for the planned summer ELD course. As of May 1, 2017, After-School tutoring attendance was 621; compared to 507 for the 15-16 school year. After-school attendance data was shared with school sites and staff. During the 16-17 school year there were two (2) ELA benchmarks given in grades 9-11. There were two (2) math benchmarks given for Math 1 and Math 2. ELA and Math departments had 2 full days for benchmark analysis, collaboration and instructional support. PLC Lead have been implemented for all Professional Learning Communities. PLC Leads meet once a month and receive professional development.
	BUDGETED	ESTIMATED ACTUAL
Expenditures	Staff will be employed to staff remediation classes, and summer boot camps $358,074 Funding Sources: LCFF Supplemental (0000) - $358,074.00	Supplemental and Concentration grant funds and Title I - $429,107.00

ANALYSIS

Use actual annual measurable outcome data, including performance data from the LCFF Evaluation Rubrics, as applicable.

Describe the overall implementation of the actions/services to	During the Summer of 2016, the district offered Summer Credit Recovery for students who needed to make up credits. The District also offered Read-180 (reading intervention) summer classes in order to help qualified incoming 9th graders improved their reading

achieve the articulated goal.	comprehension skills.
Describe the overall effectiveness of the actions/services to achieve the articulated goal as measured by the LEA.	During the Summer of 2016, the district doubled the number of students who attended summer credit recovery. 339 students in 2015 compared to 683 students in 2016. 77.3% of all students who attended the summer credit recovery programs passed their courses. 55% of the students passed their courses with a C or better. Our goal is to ensure that more students are on track for graduation and A-G ready. 77 incoming freshmen attended summer Read 180 courses to improve their reading comprehension. Based on teacher feedback at the end of 15-16, the number of ELA and Math benchmarks was reduced from three to two. Given this change, the number of ELA and Math analysis days to review benchmark results was also reduced from three to two.
Explain material differences between Budgeted Expenditures and Estimated Actual Expenditures.	We estimate that the expenditures will be $429,107. This increase is due to upgrading licenses to Read 180.
Describe any changes made to this goal, expected outcomes, metrics, or actions and services to achieve this goal as a result of this analysis and analysis of the LCFF Evaluation Rubrics, as applicable. Identify where those changes can be found in the LCAP.	We will continue to place emphasis on student achievement as indicated by SBAC and district-wide benchmarks in ELA and math. We will continue to provide collaboration time for teachers to analyze District benchmark data in ELA and Math. For 17-18 school year will be adding collaboration time for ELD teachers constructing and analyizing ELD bechmarks. We will continue to offer Summer Credit Recovery for students who are deficient in credits for graduation. We will continue to offer reading intervention program for incoming 9th graders who are reading well-below grade level. We anticipate that this summer's incoming 9th grade reading intervention numbers will be much higher given that close to 300 students scored well-below grade level in reading in late March. We will continue provide staff allocated time for collaboration through Professional Learning Communities and provide a stipend for PLC Leads. For 17-18, PLC Lead action will be moved to Goal 2 which addresses implementation of PLCs.

Annual Update

LCAP Year Reviewed: 2016-17

Complete a copy of the following table for each of the LEA's goals from the prior year LCAP. Duplicate the table as needed.

Goal 10

#2b - Pupil Outcomes on standardized test and in core content areas will increase. Eliminate the achievement gap among students.

State and/or Local Priorities Addressed by this goal:

STATE ☐ 1 ☑ 2 ☐ 3 ☑ 4 ☑ 5 ☐ 6 ☐ 7 ☐ 8
COE ☐ 9 ☐ 10
LOCAL

ANNUAL MEASURABLE OUTCOMES

EXPECTED

Priority 2
• ALL English Learners will have access to the standards-aligned ELD curriculum via their ELD classes. All ELD classes use pacing guides and curriculum are aligned with the Next Generation of ELD Standards.

Priority 4
100% of English Learners will complete the EL Student Goal Sheet which explains the importance of CELDT, their CELDT score, the steps needed for Reclassification (CELDT, Reading test score and writing component)
65% of English Learners will increase their English language proficiency by one level as measured by the CELDT (AMAO 1 target)
55% of all Long-Term English Learners will increase their English language proficiency by one level as measured by the CELDT (AMAO 2: 5 Years or More Cohort target)
3 times a year ALL English Learners will take the SRI (Scholastic Reading Inventory) to monitor reading ability and comprehension and goal setting for reclassification

ACTUAL

All ELD classes use District-adopted curriculum and pacing guides. District has hired an EL Specialist to ensure district EL curriculum needs are met.

100% of English Learners completed their EL Student Goal sheets in preparation for annual CELDT exam.

Annual CELDT progress:

-During the 16-17 school year 38.7% of students went up one level or more on the CELDT. This is a 4.7% increase from the previous school year. But we did not meet the 65% threshold.

-During the 16-17 school year 30.6% of Long-Term English Learners (LTELs) went up at least one level on the CELDT. We did not meet the 55% goal for this cohort.

100% of all Long-Term English Learners will be placed in targeted Designated ELD support classes by grade level as indicated by master schedule and class rosters.

Three times a year all English Learners took the SRI assessment to monitor reading comprehension, and for possible reclassification.

100% of all Long-Term English Learners (LTELs) were placed in grade-level appropriate ELD support classes.

Priority 5
Engagement and support for English Learners will lead to increase in EL achievement.

Reclassification rate will increase to 25%
EL A-G completion rate will increase to 5%
EL graduation rate will increase to 75%
EL dropout rate will decrease to 25%

-According to our internal data we have reached our 25% Reclassification goal. This school year we Reclassified 27% (146) English Learners.

- Last year's EL A-G completion rate was 1%. 16-17 data will be available in June

-EL graduation rate has remained at 70% the last two school years. 16-17 data will be available in June

-EL drop-out rate has remained at 20% for the last two school years. 16-17 data will be available in June.

ACTIONS / SERVICES

Duplicate the Actions/Services from the prior year LCAP and complete a copy of the following table for each. Duplicate the table as needed.

Action 1

	PLANNED	ACTUAL
Actions/Services	Offerings of English Language Development classes will be included on the master schedule based on need. Class sizes for English Language Learners in level 1 and 2 will not exceed 25:1. English Language Learner classes for ELD 1 and 2 will be separated. Incentives for students are reclassified will be implemented. A certificated ELD teacher will be assigned to oversee CELDT (ELPAC) testing, reclassification and student progress monitoring. An increase in the offerings of English Language Support	Master schededule reflects the SDAIE core content classes needed to support our EL population. During the 16-17 school year we offered 9 SDAIE courses in core content areas designed for strategic instruction for our short-term English Learners. English Language Development class were separated to allow for targeted leveled instruction. Currently, all ELD 1 and 2 classes are well below the 25:1 goal. We hired an EL Specialist to oversee EL testing, placement,

	classes (SDAIE) will be evident in the master schedule.	instruction, reclassification, and student progress monitoring.
Expenditures	BUDGETED Staff will be employed to staff remediation classes, summer boot camps and maintain two English Language Liaison positions $309,860 Funding Sources: LCFF Supplemental (0000) - $309,860.00	ESTIMATED ACTUAL Supplemental and Concentration Grants. - $371,074.00

ANALYSIS

Use actual annual measurable outcome data, including performance data from the LCFF Evaluation Rubrics, as applicable.

Describe the overall implementation of the actions/services to achieve the articulated goal.	We were able to hire an EL Specialist (certificated teacher) to provide EL program district-wide support. In addition to her duties, the EL Specialist supervises and monitors the ELD Liaisons. Master schedule reflects the SDAIE core content classes needed to support our EL population. English Language Development class were separated to allow for targeted leveled instruction.
Describe the overall effectiveness of the actions/services to achieve the articulated goal as measured by the LEA.	We continue to see progress on our Reclassification rates. According to our internal data we have surpassed our 25% Reclassification goal. This school year we Reclassified 146 (27%) English Learners. We need to continue to work on increasing the EL graduation rates and decreasing dropout rates.
Explain material differences between Budgeted Expenditures and Estimated Actual Expenditures.	The amount of estimated actuals exceeds the budgeted expenditures by about 20K due to increased salary cost.
	We will continue to measure English Learner growth and proficiency; as well as Reclassification rates. For next school year we will be using Data Dashboard Indicators; including the EL Indicator to track EL progress (status and change). This year's Dashboard

Describe any changes made to this goal, expected outcomes, metrics, or actions and services to achieve this goal as a result of this analysis and analysis of the LCFF Evaluation Rubrics, as applicable. Identify where those changes can be found in the LCAP.	data reflects data that is two years old. Our hope is that in Fall 2017, the Dashboard will reflect current EL data. Currently, the Data Dashboard reflects that we are in the GREEN (have an increase of 10% or greater) in EL progress. We will continue to work with students, parents and staff to inform them of the importance of the CELDT and now the ELPAC exam. We will be offering an ELPAC bootcamp for teachers during Summer 2017 in preparation for the ELPAC testing in Spring 2018. Teachers will use this time to learn about the demands of this new assessment, its alignment with Next Generation ELD standards and to align curriculum and instruction. We will continue to provide targeted Designated ELD support for LTELs who constitute the bulk of our English Learner population. We have seen an increase of EL Newcomers (ELs in the country for less than 12 months) it is evident that we will need to hire an additional ELD Liaison at each site to provide ongoing support for students in core classes. This school year we have begun exploring the implementation of a Newcomers program for 17-18 which will provide targeted support and intervention for students who are new the United States.

Annual Update

LCAP Year Reviewed: 2016-17

Complete a copy of the following table for each of the LEA's goals from the prior year LCAP. Duplicate the table as needed.

Goal 11

#3a - School faculty and staff, parents and students will increase engagement in learning.

State and/or Local Priorities Addressed by this goal:

STATE ☐ 1 ☐ 2 ☑ 3 ☐ 4 ☑ 5 ☐ 6 ☐ 7 ☐ 8
COE ☐ 9 ☐ 10
LOCAL

ANNUAL MEASURABLE OUTCOMES

EXPECTED

Priority 3
Goals for parent participation:
5% increase in PIQE Level 1 program
5% increase in parent participation in sites' English Learner Advisory Committee, Back-to-School Night, and other parent information meetings.
Research and implement another Parent Education Program such as Project 2 Inspire
10% increase in parent participation in the CELDT Parent Informational meeting
Continue DELAC parents walk-throughs at each site.

ACTUAL

At the end of last school year, our ELAC parents and DELAC representatives decided the PIQE had run its course and that they want CABE's Project 2 Inspire to provide parent educational program for the 16-17 school year. During the 16-17 an average of 35 parents attended each of the 12 weekly meeting. Thirty-seven (37) parents completed the 12-week course; compared to 29 parents from the previous year under PIQE. Met the participation goal.

-ELAC attedance increase significantly this school year, from 120 in 15-16 to 315. During the 16-17 school year, we have had a 46% increase in parent attendance to school information meetings and workshops, from 1677 during the 15-16 school year to 3538 during the 16-17 school year. Met the participation goal. This total does not include Back-to-School Night which was close to 2000 parents.

-DELAC representatives conducted extensive walk-throughs at both comprehensive school sites.

ACTIONS / SERVICES

Duplicate the Actions/Services from the prior year LCAP and complete a copy of the following table for each. Duplicate the table as needed.

Action 1

	PLANNED	ACTUAL
Actions/Services	PIQE and other parent education programs will be offered to parents. Research will be conducted to implement another parent education program (such as Project 2 Inspire). A parent liaison will continue to coordinate parent involvement in schools. There will be an increase of parent attendance at events such as Back to School Night, Incoming Freshmen Orientation, ELAC, etc. Parents will attend CABE conference with teachers and administrators.	At the end of last school year, our ELAC parents and DELAC representatives decided the PIQE had run its course and that they want CABE's Project 2 Inspire to provide parent educational program for the 16-17 school year. During the 16-17 an average of 35 parents attended each of the 12 weekly meeting. Thirty-seven (37) parents completed the 12-week course; compared to 29 parents from the previous year under PIQE. Met the participation goal. - Parent Liaisons coordinate and facilitate events and workshops for families. Our Parent Liaisons had 400 one-on-one meetings with parents during the 16-17 school year. - During the 16-17 school year, we have had a 46% increase in parent attendance to school information meetings and workshops, from 1677 during the 15-16 school year to 3538 during the 16-17 school year. Met the participation goal. This total does not include Back-to-School Night which was close to 2000 parents
	BUDGETED	ESTIMATED ACTUAL
Expenditures	Operation of PIQE program $10,000 Addition of Marquees at school sites for community involvement $51,616 Parent Involvement Coordinators $78,820 Funding Sources: LCFF Supplemental (0000) - $140,436.00	Supplemental and Concentration grants. - $130,247.00

ANALYSIS

Use actual annual measurable outcome data, including performance data from the LCFF Evaluation Rubrics, as applicable.

Describe the overall implementation of the actions/services to achieve the articulated goal.	Overall we have significantly increased parent participation in school educational workshops and meetings. This success is due in large part our Parent Liaisons who do an enormous amount of personal calls to parents and one-on-one meetings with parents. In addition to attending school meetings and workshops, two of our DELAC representatives attended the CABE conference in Anaheim, CA.
Describe the overall effectiveness of the actions/services to achieve the articulated goal as measured by the LEA.	Parent participation is up in all areas by wide margins. We more than doubled the number of parents attending workshops and informational meetings and English Learner Advisory Committees (ELAC). English Learner Advisory Committees have done a tremendous job in sharing local community resources with parents. More parents completed the Project 2 Inspire (12-week course) than the previous school year.
Explain material differences between Budgeted Expenditures and Estimated Actual Expenditures.	The estimated actual expenditures are less because we only added one marquee.
Describe any changes made to this goal, expected outcomes, metrics, or actions and services to achieve this goal as a result of this analysis and analysis of the LCFF Evaluation Rubrics, as applicable. Identify where those changes can be found in the LCAP.	This goal will remain in our LCAP as parental engagement is a key component of student success. For the 17-18 school year, parent engagement outcomes and actions will be part of Goal 5.

Annual Update

LCAP Year Reviewed: 2016-17

Complete a copy of the following table for each of the LEA's goals from the prior year LCAP. Duplicate the table as needed.

Goal 12

#3b - School faculty and staff, parents and students will increase engagement in learning.

State and/or Local Priorities Addressed by this goal:

STATE ☐ 1 ☐ 2 ☐ 3 ☐ 4 ☑ 5 ☑ 6 ☐ 7 ☐ 8
COE ☐ 9 ☐ 10
LOCAL

ANNUAL MEASURABLE OUTCOMES

EXPECTED

Priority 5
- 1% increase in monthly attendance as documented by attendance records
- 10% decrease truancy (first letter)
- Programs for promoting attendance will be maintained (Principal's Honor Roll, Perfect Attendance, etc.)
- Parent contacts logs will demonstrate outreach to improve student attendance
- Meeting logs will demonstrate site parent meetings to address issues of attendance and truancy

ACTUAL

During the 16-17 school year, the attendance rate grew .7%

Official CDE truancy rates are not public yet. Our internal data shows that we had a 4.6% increase in truancy from 15-16 to 16-17 (56.59% to 61.2%). We did not meet our goal of reducing truancy rates.

Both comprehensive sites have continued Principal's honor roll and other positive recognition programs.

Parent meetings to address truancy occur on a monthly basis.

ACTIONS / SERVICES

Duplicate the Actions/Services from the prior year LCAP and complete a copy of the following table for each. Duplicate the table as needed.

Action 1

Actions/Services	PLANNED Intervention programs will be continued to reduce suspensions and truancy. In-School Suspension program will continue in order to provide constructive and positive learning experiences for students. Parent Liaison will conduct home visits to truant students. Saturday School will be provided to improve attendance and support academic performance	ACTUAL Interventions to reduce suspension rates were implemented. Parent Liaisons continue to do home visits and one-on-one meetings with parents regarding attedance and truancy issues. In-School Suspension program has continued this school year. Saturday School continued this school year. We had a significant increase in the number of students who attended Saturday School compared to last year (1,102 in 15-16; compared to 1,407 in 16-17).
Expenditures	BUDGETED District staff will support goal $247,647 Funding Sources: LCFF Supplemental (0000) - $247,647.00	ESTIMATED ACTUAL Supplemental and Concentration Grants - $242,556.00

Action 2

Actions/Services	PLANNED During the 16-17 school year we will begin the research and planning for district-wide Positive Behavior Interventions and Supports (PBIS). Positive Behavior Interventions and Supports (PBIS) is a proactive approach to establishing the behavioral supports and social culture needed for all students in a school to achieve social, emotional and academic success.	ACTUAL This school year we began implementation Tier 1 Positive Behavior Intervention and Supports at all school sites. District provided 9 days of PBIS professional development to site and district PBIS teams.
Expenditures	BUDGETED	ESTIMATED ACTUAL

ANALYSIS

Use actual annual measurable outcome data, including performance data from the LCFF Evaluation Rubrics, as applicable.

Describe the overall implementation of the actions/services to achieve the articulated goal.	We have successfully implemented the first year of PBIS at every school site. As this was our first year of PBIS implementation, we will continue to work on Tier 1 of PBIS for 17-18. Monthly truancy meetings continue at the school sites.
Describe the overall effectiveness of the actions/services to achieve the articulated goal as measured by the LEA.	Although we began implementing PBIS, the program is in its early stages and we have not seen a drop in our suspension or truancy rate. There was a significant increase in the number of students making up absences via Saturday School (1,102 in 15-16; 1,407 in 16-17).
Explain material differences between Budgeted Expenditures and Estimated Actual Expenditures.	No material differences.
Describe any changes made to this goal, expected outcomes, metrics, or actions and services to achieve this goal as a result of this analysis and analysis of the LCFF Evaluation Rubrics, as applicable. Identify where those changes can be found in the LCAP.	We will continue our implementation of PBIS district-wide; Tier 1 for 17-18. We will continue to do outreach to parents to make them aware of truancy and its consequences. For 17-18 we will develop specific goals for reducing suspension and truancy based on data. Development of the suspension goal will also include reducing In-School Suspension (Goal 5). We will reevaluate the attendance rate goal as need base on data and continue to stay above the state average for high schools.

Annual Update

LCAP Year Reviewed: 2016-17

Complete a copy of the following table for each of the LEA's goals from the prior year LCAP. Duplicate the table as needed.

Goal 13 #3c - Increase Student Access to Technology / Library Resources

State and/or Local Priorities Addressed by this goal:

STATE ☑ 1 ☐ 2 ☐ 3 ☐ 4 ☑ 5 ☑ 6 ☐ 7 ☑ 8
COE ☐ 9 ☐ 10
LOCAL

ANNUAL MEASURABLE OUTCOMES

EXPECTED	ACTUAL
Increase student access to library and technology resources. Collect library attendance data and technology check-out data to set goals for 17-18.	On May16 we delivered check-out technology to libraries. Students have already checking-out equipment.
Collect detailed student after-school attendance data during the first semester to create a baseline in order to set a tutoring attendance goal for second semester.	This year we began collective monthly after-school tutoring attendance. During the school year 621 students attended after-school tutoring. This number does not include the tutoring done by District partners such as Gear Up and Talent Search.

ACTIONS / SERVICES

Duplicate the Actions/Services from the prior year LCAP and complete a copy of the following table for each. Duplicate the table as needed.

Action 1

	PLANNED	ACTUAL
Actions/Services	The library hours will be increased by 4 hours per day to allow for student access to research materials and technology. We will be purchasing technology (laptops or tablets) for students to check-out.	We established a library committee to determine when (at what times during the year) we should establish the increased library hours. We purchased two (2) carts of Surfaces to be available from our high school libraries for student check-out.
	BUDGETED	ESTIMATED ACTUAL
Expenditures	The library hours will be increased by 4 hours per day to allow for student access to research materials and technology $74,056 Funding Sources: LCFF Supplemental (0000) - $74,056.00	Supplemental & Concentration Grants - $36,000.00

ANALYSIS

Use actual annual measurable outcome data, including performance data from the LCFF Evaluation Rubrics, as applicable.

Describe the overall implementation of the actions/services to achieve the articulated goal.	After-school tutoring was available for students. We established a tutoring baseline for 17-18. Technology was purchased for student to check-out. Library Committee was formed to study best method for increasing library hours.
Describe the overall effectiveness of the actions/services to achieve the articulated goal as measured by the LEA.	After-school tutoring was available for students. Technology has only been recently available for student check-out, but early feedback suggests students are taking full advantage of this opportunity.
Explain material differences between Budgeted Expenditures	Technology was purchased for the sites. However, we did not increase library hours as planned.

and Estimated Actual Expenditures.

Describe any changes made to this goal, expected outcomes, metrics, or actions and services to achieve this goal as a result of this analysis and analysis of the LCFF Evaluation Rubrics, as applicable. Identify where those changes can be found in the LCAP.	We will continue to offer after-school tutoring and technology for student check-out. For 17-18 this goal 3c will be subsumed by Goal 2 and Goal 3. After school tutoring will be under Goal 3. Technology for student check-out and expansion of library hours will be in Goal 2.

Stakeholder Engagement

LCAP Year ☑ 2017-18 ☐ 2018-19 ☐ 2019-20

INVOLVEMENT PROCESS FOR LCAP AND ANNNUAL UPDATE

How, when, and with whom did the LEA consult as part of the planning process for this LCAP/Annual Review and Analysis?

Beginning in January 2017, SMCJUHSD has engaged and involved parents, community members, local bargaining units and other stakeholders in reviewing and evaluating the effectiveness of the first year of the implementation of the District LCAP.

SITE LEVEL LCAP STAKEHOLDER MEETINGS
During the months of January-May, 2017, the District team met with the following stakeholder groups at each of the three (3) school sites to review LCAP goals and expenditures and to solicit their advice in this year's LCAP. This was a total of 15 meetings. Stakeholders were notified of the meeting via school calendar, school newsletters, site posting, website posting, and autodialer calls.
The District team met with:
- School Site Council
- English Learner Advisory Committee
- District English Learner Advisory Committee
- Teachers
- Classified personnel
- Students groups

During Site Level LCAP stakeholder meetings the District team presented information to stakeholders on:
- summary of the new funding systems due to LCFF
- reviewed an infographic which describes the District demographics and annual revenue (including revenue by category)
- reviewed a description of the Eight state priorities
- review previous year's goals and subgoals
- explained local metrics (including: SBAC results, A-G completion rates, Suspension/expulsion rates, graduation rates)
- reviewed LCAP expenditures by goal
- solicited input/feedback via discussion and through the LCAP Survey

A complete handout of the presentation was available to all stakeholders in English and in Spanish.

STUDENT INPUT
Student group meetings were part of the site LCAP engagement meetings. Each of the three school sites selected representative students to meet with district team and have a candid and open-ended conversation regarding what students felt would be most helpful to them to succeed academically.

Student groups were comprised of a cross-section of the school's student body. Students were also encouraged to complete the LCAP Survey.

DISTRICT ENGLISH LEARNER ADVISORY COMMITTEE (DELAC)
Two DELAC meetings (January and March) were dedicated to understand and soliciting feedback on the LCAP. The content of the meeting was very similar in nature to the site stakeholder meetings.

LCAP Survey
The LCAP Survey was available at every school site and the district office in paper-pencil form in English and Spanish. The online LCAP Survey was available in English and Spanish on the school and district website.

COMMUNITY LCAP ADVISORY GROUP
In addition to the site meetings, we created a parent/community LCAP advisory group. This advisory groups represented the needs of all stakeholders. The group included parents, teachers, classified staff, students, collective bargaining representatives, community members and the South Monterey County Joint Union High School District Superintendent, Dr. Daniel Moirao; Chief Business Official, Sherry Castellanos; Director of Educational Services, Diana Jimenez. The Community LCAP Advisory group members were sent personal letters explaining the purpose of the meetings and the need for their participation and input. This group had two meetings: March 14 and May 9.

IMPACT ON LCAP AND ANNNUAL UPDATE

How did these consultations impact the LCAP for the upcoming year?
The 2016-17 involvement process assisted SMCJUHSD in showcasing the work done to bring the goals and actions set last year to our students and community. Through the various meetings we were able to inform the participants of the District's progress and tie it back to the work done last year. By using of a consistent format to gather input, we were more readily able to categorize community input. Based on feedback from staff, parents, students and community, the following items were identified as need to support the District's and State's priorities with Supplemental and Concentration LCAP Funding: - counselor support - increase support for students who are struggling academically (math, in particular) - continue and expand after-school tutoring programs - continue and expand career and college exploration - increase CTE courses - continue and expand parent education programs and parent information workshops

Goals, Actions, & Services

Strategic Planning Details and Accountability

Complete a copy of the following table for each of the LEA's goals. Duplicate the table as needed.

☑ New ☐ Modified ☐ Unchanged

Goal 1

In a safe learning environment, SMCJUHSD will provide well-orchestrated support services and a vigorous instructional program that will prepare all students for college or career as measured by State and local data and assessments.

State and/or Local Priorities Addressed by this goal:	STATE	☑ 1 ☑ 2 ☑ 3 ☑ 4 ☑ 5 ☑ 6 ☑ 7 ☑ 8
	COE	☑ 9 ☑ 10
	LOCAL	
Identified Need	To graduate college and career ready, all students need a safe learning environment that ensures equity, promotes academic achievement and a positive school culture.	

EXPECTED ANNUAL MEASURABLE OUTCOMES

Metrics/Indicators	Baseline	2017-18	2018-19	2019-20
Appendix B	Please refer to Appendix B for the list of all required State metrics that include baseline and expected annual measurable outcomes for all students and subgroups.	Appendix B	Appendix B	Appendix B

PLANNED ACTIONS / SERVICES

Complete a copy of the following table for each of the LEA's Actions/Services. Duplicate the table, including Budgeted Expenditures, as needed.

1

Action

For Actions/Services not included as contributing to meeting the Increased or Improved Services Requirement:

Students to be Served: ☑ All ☐ Students with Disabilities ☐ Specific Student Groups:

Location(s): ☑ All Schools ☐ Specific Schools: _____
☑ Specific Grade spans: 9, 10, 11, 12

OR

For Actions/Services included as contributing to meeting the Increased or Improved Services Requirement:

Students to be Served: ☐ English Learners ☐ Foster Youth ☐ Low Income

Scope of Services: ☐ LEA-wide ☐ Schoolwide OR ☐ Limited to Unduplicated Student Group(s)

Location(s): ☐ All Schools ☐ Specific Schools: _____
☐ Specific Grade spans:

ACTIONS/SERVICES

2017-18

☑ New ☐ Modified ☐ Unchanged

Provide a rigorous educational program for all students including:
- actively recruiting, hiring and retaining highly qualified staff
- student Support Services
- academic counseling services at all school sites (2 from base program and 2 from supplemental and concentration funds)

2018-19

☐ New ☑ Modified ☐ Unchanged

Provide a rigorous educational program for all students including:
- actively recruiting, hiring and retaining highly qualified staff
- student Support Services
- academic counseling services at all school sites (2 from base program and 2 from supplemental and concentration funds)

2019-20

☐ New ☑ Modified ☐ Unchanged

Provide a rigorous educational program for all students including:
- actively recruiting, hiring and retaining highly qualified staff
- student Support Services
- academic counseling services at all school sites (2 from base program and 2 from supplemental and concentration funds)

- intervention courses during and after school - custodial services - campus security (2 from base program and 3 from supplemental and concentration funds) - access to technology and computer labs - extra-curricular and enrichment opportunities - advanced Placement classes - home to school transportation - facilities - technology - salary increase and hiring incentives (paid out of base program and with supplemental/concentration funds to retain and recruit highly qualified teachers)	- intervention courses during and after school - custodial services - campus security (2 from base program and 3 from supplemental and concentration funds) - access to technology and computer labs - extra-curricular and enrichment opportunities - advanced Placement classes - home to school transportation - facilities - technology - salary increase and hiring incentives (paid out of base program and with supplemental/concentration funds to retain and recruit highly qualified teachers)	- intervention courses during and after school - custodial services - campus security (2 from base program and 3 from supplemental and concentration funds) - access to technology and computer labs - extra-curricular and enrichment opportunities - advanced Placement classes - home to school transportation - facilities - technology - salary increase and hiring incentives (paid out of base program and with supplemental/concentration funds to retain and recruit highly qualified teachers)

BUDGETED EXPENDITURES

2017-18		2018-19		2019-20	
Amount	205,462.00	Amount	1,570,070.00	Amount	1,693,621.00
Source	LCFF Supplemental/Concentration (0000) - 205,462.00	Source	LCFF Supplemental/Concentration (0000) - 1,570,070.00	Source	LCFF Supplemental/Concentration (0000) - 1,693,621.00
Budget Reference	5000-5999: Services And Other Operating Expenditures	Budget Reference	1000-1999: Certificated Personnel Salaries	Budget Reference	1000-1999: Certificated Personnel Salaries

2017-18		2018-19		2019-20	
Amount	429,721.00	Amount	90,097.00	Amount	91,448.00
	LCFF Supplemental/Concentration		LCFF Supplemental/Concentration		LCFF Supplemental/Concentration

Source	(0000) - 429,721.00	Source	(0000) - 90,097.00	Source	(0000) - 91,448.00
Budget Reference	3000-3999: Employee Benefits	Budget Reference	2000-2999: Classified Personnel Salaries	Budget Reference	2000-2999: Classified Personnel Salaries
2017-18		2018-19		2019-20	
Amount	88,766.00	Amount	521,207.00	Amount	547,267.00
Source	LCFF (0000) - 88,766.00	Source	LCFF Supplemental/Concentration (0000) - 521,207.00	Source	LCFF Supplemental/Concentration (0000) - 547,267.00
Budget Reference	2000-2999: Classified Personnel Salaries	Budget Reference	3000-3999: Employee Benefits	Budget Reference	3000-3999: Employee Benefits
2017-18		2018-19		2019-20	
Amount	1,200,193.00	Amount	255,462.00	Amount	255,462.00
Source	LCFF Supplemental/Concentration (0000) - 1,200,193.00	Source	LCFF Supplemental/Concentration (0000) - 255,462.00	Source	LCFF Supplemental/Concentration (0000) - 255,462.00
Budget Reference	1000-1999: Certificated Personnel Salaries	Budget Reference	5000-5999: Services And Other Operating Expenditures	Budget Reference	5000-5999: Services And Other Operating Expenditures
2017-18		2018-19		2019-20	
	7,060,803.00		7,266,715.00		7,716,899.00

Amount		Amount		Amount	
Source	LCFF (0000) - 7,060,803.00	Source	LCFF (0000) - 7,266,715.00	Source	LCFF (0000) - 7,716,899.00
Budget Reference	1000-1999: Certificated Personnel Salaries	Budget Reference	1000-1999: Certificated Personnel Salaries	Budget Reference	1000-1999: Certificated Personnel Salaries
2017-18		2018-19		2019-20	
Amount	2,193,497.00	Amount	2,286,497.00	Amount	2,324,546.00
Source	LCFF (0000) - 2,193,497.00	Source	LCFF (0000) - 2,286,497.00	Source	LCFF (0000) - 2,324,546.00
Budget Reference	2000-2999: Classified Personnel Salaries	Budget Reference	2000-2999: Classified Personnel Salaries	Budget Reference	2000-2999: Classified Personnel Salaries
2017-18		2018-19		2019-20	
Amount	3,266,172.00	Amount	3,443,426.00	Amount	3,627,966.00
Source	LCFF (0000) - 3,266,172.00	Source	LCFF (0000) - 3,443,426.00	Source	LCFF (0000) - 3,627,966.00
Budget Reference	3000-3999: Employee Benefits	Budget Reference	3000-3999: Employee Benefits	Budget Reference	3000-3999: Employee Benefits
2017-18		2018-19		2019-20	
Amount	1,207,111.00	Amount	1,304,790.00	Amount	1,179,637.00
	LCFF (0000) - 1,207,111.00		LCFF (0000) - 1,304,790.00		LCFF (0000) - 1,179,637.00

Source		Source		Source	
Budget Reference	4000-4999: Books And Supplies	Budget Reference	4000-4999: Books And Supplies	Budget Reference	4000-4999: Books And Supplies
2017-18		2018-19		2019-20	
Amount	1,903,287.00	Amount	2,008,356.00	Amount	2,099,262.00
Source	LCFF (0000) - 1,903,287.00	Source	LCFF (0000) - 2,008,356.00	Source	LCFF (0000) - 2,099,262.00
Budget Reference	5000-5999: Services And Other Operating Expenditures	Budget Reference	5000-5999: Services And Other Operating Expenditures	Budget Reference	5000-5999: Services And Other Operating Expenditures
2017-18		2018-19		2019-20	
Amount	288,934.00	Amount	100,000.00	Amount	100,000.00
Source	LCFF (0000) - 288,934.00	Source	LCFF (0000) - 100,000.00	Source	LCFF (0000) - 100,000.00
Budget Reference	6000-6999: Capital Outlay	Budget Reference	6000-6999: Capital Outlay	Budget Reference	6000-6999: Capital Outlay
2017-18		2018-19		2019-20	
Amount	1,367,059.00	Amount	1,367,059.00	Amount	1,367,059.00
Source	LCFF (0000) - 1,367,059.00	Source	LCFF (0000) - 1,367,059.00	Source	LCFF (0000) - 1,367,059.00
Budget Reference	7000-7439: Other Outgo	Budget Reference	7000-7439: Other Outgo	Budget Reference	7000-7439: Other Outgo

2017-18		2018-19		2019-20	
Amount	1,574,103.00	Amount	40,403.00	Amount	40,403.00
Source	Other - 1,574,103.00	Source	Title I Basic (3010) - 40,403.00	Source	Title I Basic (3010) - 40,403.00
Budget Reference	1000-1999: Certificated Personnel Salaries	Budget Reference	4000-4999: Books And Supplies	Budget Reference	4000-4999: Books And Supplies

2017-18		2018-19		2019-20	
Amount	339,539.00	Amount	132,350.00	Amount	132,350.00
Source	Other - 339,539.00	Source	Title I Basic (3010) - 132,350.00	Source	Title I Basic (3010) - 132,350.00
Budget Reference	2000-2999: Classified Personnel Salaries	Budget Reference	5000-5999: Services And Other Operating Expenditures	Budget Reference	5000-5999: Services And Other Operating Expenditures

2017-18		2018-19		2019-20	
Amount	684,813.00	Amount	29,795.00	Amount	29,795.00
Source	Other - 684,813.00	Source	Title I Basic (3010) - 29,795.00	Source	Title I Basic (3010) - 29,795.00
Budget Reference	3000-3999: Employee Benefits	Budget Reference	7000-7439: Other Outgo	Budget Reference	7000-7439: Other Outgo

2017-18	2018-19	2019-20

Amount	55,401.00	Amount	254,782.00	Amount	258,604.00
Source	Other - 55,401.00	Source	IDEA (3310) - 254,782.00	Source	IDEA (3310) - 258,604.00
Budget Reference	4000-4999: Books And Supplies	Budget Reference	2000-2999: Classified Personnel Salaries	Budget Reference	2000-2999: Classified Personnel Salaries
2017-18		2018-19		2019-20	
Amount	528,551.00	Amount	170,630.00	Amount	173,189.00
Source	Other - 528,551.00	Source	IDEA (3310) - 170,630.00	Source	IDEA (3310) - 173,189.00
Budget Reference	5000-5999: Services And Other Operating Expenditures	Budget Reference	3000-3999: Employee Benefits	Budget Reference	3000-3999: Employee Benefits
2017-18		2018-19		2019-20	
Amount	662,371.00	Amount	3,183.00	Amount	3,183.00
Source	Other - 662,371.00	Source	Other - 3,183.00	Source	Other - 3,183.00
Budget Reference	7000-7439: Other Outgo	Budget Reference	7000-7439: Other Outgo	Budget Reference	7000-7439: Other Outgo
2017-18		2018-19		2019-20	
Amount	251,017.00	Amount	110,405.00	Amount	111,768.00

Source	IDEA (3310) - 251,017.00	Source	Lottery Instructional Materials (6300) - 110,405.00	Source	Lottery Instructional Materials (6300) - 111,768.00
Budget Reference	2000-2999: Classified Personnel Salaries	Budget Reference	4000-4999: Books And Supplies	Budget Reference	4000-4999: Books And Supplies
2017-18		2018-19		2019-20	
Amount	162,505.00	Amount	1,597,715.00	Amount	1,621,681.00
Source	IDEA (3310) - 162,505.00	Source	Other - 1,597,715.00	Source	Other - 1,621,681.00
Budget Reference	3000-3999: Employee Benefits	Budget Reference	1000-1999: Certificated Personnel Salaries	Budget Reference	1000-1999: Certificated Personnel Salaries
2017-18		2018-19		2019-20	
Amount	40,403.00	Amount	344,632.00	Amount	396,327.00
Source	Title I Basic (3010) - 40,403.00	Source	Other - 344,632.00	Source	Other - 396,327.00
Budget Reference	4000-4999: Books And Supplies	Budget Reference	2000-2999: Classified Personnel Salaries	Budget Reference	2000-2999: Classified Personnel Salaries
2017-18		2018-19		2019-20	
Amount	132,350.00	Amount	719,054.00	Amount	755,007.00
Source	Title I Basic (3010) - 132,350.00	Source	Other - 719,054.00	Source	Other - 755,007.00

Budget Reference	5000-5999: Services And Other Operating Expenditures	Budget Reference	3000-3999: Employee Benefits	Budget Reference	3000-3999: Employee Benefits
2017-18		2018-19		2019-20	
Amount	29,795.00	Amount	60,000.00	Amount	65,000.00
Source	Title I Basic (3010) - 29,795.00	Source	Other - 60,000.00	Source	Other - 65,000.00
Budget Reference	7000-7439: Other Outgo	Budget Reference	4000-4999: Books And Supplies	Budget Reference	4000-4999: Books And Supplies
2017-18		2018-19		2019-20	
Amount	3,183.00	Amount	528,551.00	Amount	528,551.00
Source	Other - 3,183.00	Source	Other - 528,551.00	Source	Other - 528,551.00
Budget Reference	7000-7439: Other Outgo	Budget Reference	5000-5999: Services And Other Operating Expenditures	Budget Reference	5000-5999: Services And Other Operating Expenditures
2017-18		2018-19		2019-20	
Amount	102,274.00	Amount	674,118.00	Amount	686,130.00
Source	Lottery Instructional Materials (6300) - 102,274.00	Source	Other - 674,118.00	Source	Other - 686,130.00
Budget	4000-4999: Books And Supplies	Budget	7000-7439: Other Outgo	Budget	7000-7439: Other Outgo

Reference		Reference		Reference	
2017-18		2018-19		2019-20	
Amount	186,241.00	Amount	189,035.00	Amount	191,871.00
Source	Other - 186,241.00	Source	Other - 189,035.00	Source	Other - 191,871.00
Budget Reference	2000-2999: Classified Personnel Salaries	Budget Reference	2000-2999: Classified Personnel Salaries	Budget Reference	2000-2999: Classified Personnel Salaries
2017-18		2018-19		2019-20	
Amount	87,909.00	Amount	92,304.00	Amount	96,919.00
Source	Other - 87,909.00	Source	Other - 92,304.00	Source	Other - 96,919.00
Budget Reference	3000-3999: Employee Benefits	Budget Reference	3000-3999: Employee Benefits	Budget Reference	3000-3999: Employee Benefits
2017-18		2018-19		2019-20	
Amount	69,316.00	Amount	69,316.00	Amount	69,316.00
Source	Other - 69,316.00	Source	Other - 69,316.00	Source	Other - 69,316.00
Budget Reference	4000-4999: Books And Supplies	Budget Reference	4000-4999: Books And Supplies	Budget Reference	4000-4999: Books And Supplies
2017-18		2018-19		2019-20	

Amount	511,000.00	Amount	511,000.00	Amount	511,000.00
Source	Other - 511,000.00	Source	Other - 511,000.00	Source	Other - 511,000.00
Budget Reference	5800: Professional/Consulting Services And Operating Expenditures	Budget Reference	5000-5999: Services And Other Operating Expenditures	Budget Reference	5000-5999: Services And Other Operating Expenditures
2017-18		2018-19		2019-20	
Amount	9,500.00	Amount	9,500.00	Amount	9,500.00
Source	Private - 9,500.00	Source	Private - 9,500.00	Source	Private - 9,500.00
Budget Reference	1000-1999: Certificated Personnel Salaries	Budget Reference	1000-1999: Certificated Personnel Salaries	Budget Reference	1000-1999: Certificated Personnel Salaries
2017-18		2018-19		2019-20	
Amount	1,043.00	Amount	1,100.00	Amount	1,125.00
Source	Private - 1,043.00	Source	Private - 1,100.00	Source	Private - 1,125.00
Budget Reference	3000-3999: Employee Benefits	Budget Reference	3000-3999: Employee Benefits	Budget Reference	3000-3999: Employee Benefits
2017-18		2018-19		2019-20	
Amount	457.00	Amount	457.00	Amount	457.00

Source	Private - 457.00	Source	Private - 457.00	Source	Private - 457.00
Budget Reference	5000-5999: Services And Other Operating Expenditures	Budget Reference	4000-4999: Books And Supplies	Budget Reference	5000-5999: Services And Other Operating Expenditures

Goals, Actions, & Services

Strategic Planning Details and Accountability

Complete a copy of the following table for each of the LEA's goals. Duplicate the table as needed.

☑ New ☐ Modified ☐ Unchanged

Goal 2

Equitable access to rigorous, well-rounded, standards-aligned curricula and school resources assuring readiness for a full range of post-graduation options.

State and/or Local Priorities Addressed by this goal:

STATE ☐ 1 ☑ 2 ☐ 3 ☑ 4 ☑ 5 ☑ 6 ☑ 7 ☐ 8

COE ☐ 9 ☐ 10

LOCAL

Identified Need

SMCJUHSD recognizes the need for every student to graduate college and career ready. A student who is college and career ready is able to enroll and succeed, without remediation, in credit -bearing first-year post-secondary courses (two-year or four-year institutions, trade schools, and technical schools). A variety of factors go into determining College/Career readiness including: AP exam passing rates, A-G completion rates, English and math SBAC results, CTE pathway completion, etc. Our data indicates we need to significantly increase A-G completion rates (15-16 at 8.52%) dramatically improve CAASPP math achievement (13% at Met or Exceed standards) and increase AP exam passing rates (15-16 at 44.9%).

EXPECTED ANNUAL MEASURABLE OUTCOMES

Metrics/Indicators	Baseline	2017-18	2018-19	2019-20
Appendix B	Please refer to Appendix B for the list of all required State metrics that include baseline and expected annual measurable outcomes for all students and subgroups.	Appendix B	Appendix B	Appendix B

PLANNED ACTIONS / SERVICES

Complete a copy of the following table for each of the LEA's Actions/Services. Duplicate the table, including Budgeted Expenditures, as needed.

Action 1

For Actions/Services not included as contributing to meeting the Increased or Improved Services Requirement:

Students to be Served: ☑ All ☐ Students with Disabilities ☐ Specific Student Groups:

Location(s): ☑ All Schools ☐ Specific Schools: _____
☑ Specific Grade spans: 9, 10, 11, 12

OR

For Actions/Services included as contributing to meeting the Increased or Improved Services Requirement:

Students to be Served: ☐ English Learners ☐ Foster Youth ☐ Low Income

Scope of Services: ☐ LEA-wide ☐ Schoolwide OR ☐ Limited to Unduplicated Student Group(s)

Location(s): ☐ All Schools ☐ Specific Schools: _____
☐ Specific Grade spans:

ACTIONS/SERVICES

2017-18	2018-19	2019-20
☑ New ☐ Modified ☐ Unchanged	☐ New ☑ Modified ☐ Unchanged	☐ New ☑ Modified ☐ Unchanged
To improve equity and access to high quality instructional programs, school materials and resources we must:	To improve equity and access to high quality instructional programs, school materials and resources we must continue to:	To improve equity and access to high quality instructional programs, school materials and resources we must:

2017-18	2018-19	2019-20
- provide professional development on Common Core State Standards, Next Generation Science Standards, Next Generation ELD Standards, and Constructing Meaning - provide professional development and collaboration for Professional Learning Communities; including professional development and support for PLC Leads - provide release days for teachers to analyze benchmark data - continue AP course offerings and provide professional development for AP teachers - maintain PLTW Engineering and Computer Science pathways. Add Engineering and Computer Science courses as needed to complete 4-year pathway. - provide release days for PLTW teachers to collaborate, plan and analyze student data - renovate school libraries (phase 1) to give students a central place to accommodate both individual and group work including: work surfaces and access to technology (portable devices, display screens, projectors, charging stations, etc.) - extend library hours to meet student needs - continue to expand technology available for student check-out	- provide professional development on Common Core State Standards, Next Generation Science Standards, Next Generation ELD Standards, and Constructing Meaning - provide professional development and collaboration for Professional Learning Communities; including professional development and support for PLC Leads - provide release days for teachers to analyze benchmark data - maintain AP course offerings and provide professional development for AP teachers - maintain PLTW Engineering and Computer Science pathways. Add Engineering and Computer Science courses as needed to complete 4-year pathway. - provide release days for PLTW teachers to collaborate, plan and analyze student data - renovate school libraries (phase 2) to give students a central place to accommodate both individual and group work including: work surfaces and access to technology (portable devices, display screens, projectors, charging stations, etc.) - continue extended library hours to meet student needs - continue to expand technology available for student check-out	- professional development on Common Core State Standards, Next Generation Science Standards, Next Generation ELD Standards, and Constructing Meaning - provide professional development and collaboration for Professional Learning Communities; including professional development and support for PLC Leads - release days for teachers to analyze benchmark data - continue AP course offerings and provide professional development for AP teachers - maintain PLTW Engineering and Computer Science pathways. Add Engineering and Computer Science courses as needed to complete 4-year pathway. - release days for PLTW teachers to collaborate, plan and analyze student data - renovate school libraries (phase 3) to give students a central place to accommodate both individual and group work including: work surfaces and access to technology (portable devices, display screens, projectors, charging stations, etc.) - extend library hours to meet student needs - continue to make technology available for student check-out

BUDGETED EXPENDITURES

2017-18		2018-19		2019-20	
Amount	174,601.00	Amount	675,595.00	Amount	685,729.00
	LCFF Supplemental/Concentration		LCFF Supplemental/Concentration		LCFF Supplemental/Concentration

Source	(0000) - 174,601.00	Source	(0000) - 675,595.00	Source	(0000) - 685,729.00
Budget Reference	3000-3999: Employee Benefits	Budget Reference	1000-1999: Certificated Personnel Salaries	Budget Reference	1000-1999: Certificated Personnel Salaries
2017-18		2018-19		2019-20	
Amount	140,000.00	Amount	183,331.00	Amount	192,498.00
Source	LCFF Supplemental/Concentration (0000) - 140,000.00	Source	LCFF Supplemental/Concentration (0000) - 183,331.00	Source	LCFF Supplemental/Concentration (0000) - 192,498.00
Budget Reference	4000-4999: Books And Supplies	Budget Reference	3000-3999: Employee Benefits	Budget Reference	3000-3999: Employee Benefits
2017-18		2018-19		2019-20	
Amount	70,434.00	Amount	136,379.00	Amount	188,253.00
Source	Other - 70,434.00	Source	LCFF Supplemental/Concentration (0000) - 136,379.00	Source	LCFF Supplemental/Concentration (0000) - 188,253.00
Budget Reference	3000-3999: Employee Benefits	Budget Reference	4000-4999: Books And Supplies	Budget Reference	4000-4999: Books And Supplies
2017-18		2018-19		2019-20	
Amount	110,000.00	Amount	45,000.00	Amount	45,000.00

Source	Other - 110,000.00	Source	LCFF Supplemental/Concentration (0000) - 45,000.00	Source	LCFF Supplemental/Concentration (0000) - 45,000.00
Budget Reference	4000-4999: Books And Supplies	Budget Reference	5000-5999: Services And Other Operating Expenditures	Budget Reference	5000-5999: Services And Other Operating Expenditures
2017-18		2018-19		2019-20	
Amount	142,558.00	Amount	61,174.00	Amount	62,092.00
Source	Other - 142,558.00	Source	Other - 61,174.00	Source	Other - 62,092.00
Budget Reference	5000-5999: Services And Other Operating Expenditures	Budget Reference	1000-1999: Certificated Personnel Salaries	Budget Reference	1000-1999: Certificated Personnel Salaries
2017-18		2018-19		2019-20	
Amount	36,604.00	Amount	10,672.00	Amount	11,206.00
Source	Ag Incentive (7010) - 36,604.00	Source	Other - 10,672.00	Source	Other - 11,206.00
Budget Reference	4000-4999: Books And Supplies	Budget Reference	3000-3999: Employee Benefits	Budget Reference	3000-3999: Employee Benefits
2017-18		2018-19		2019-20	
Amount	5,800.00	Amount	110,000.00	Amount	110,000.00
Source	Ag Incentive (7010) - 5,800.00	Source	Other - 110,000.00	Source	Other - 110,000.00

Budget Reference	5000-5999: Services And Other Operating Expenditures	Budget Reference	4000-4999: Books And Supplies	Budget Reference	4000-4999: Books And Supplies
2017-18		2018-19		2019-20	
Amount	90,000.00	Amount	142,558.00	Amount	142,558.00
Source	LCFF Supplemental/Concentration (0000) - 90,000.00	Source	Other - 142,558.00	Source	Other - 142,558.00
Budget Reference	5000-5999: Services And Other Operating Expenditures	Budget Reference	6000-6999: Capital Outlay	Budget Reference	6000-6999: Capital Outlay
2017-18		2018-19		2019-20	
Amount	665,611.00	Amount	36,604.00	Amount	36,604.00
Source	LCFF Supplemental/Concentration (0000) - 665,611.00	Source	Ag Incentive (7010) - 36,604.00	Source	Ag Incentive (7010) - 36,604.00
Budget Reference	1000-1999: Certificated Personnel Salaries	Budget Reference	4000-4999: Books And Supplies	Budget Reference	4000-4999: Books And Supplies
2017-18		2018-19		2019-20	
Amount		Amount	5,800.00	Amount	5,800.00

Source	Source	Ag Incentive (7010) - 5,800.00	Source	Ag Incentive (7010) - 5,800.00
Budget Reference	Budget Reference	5000-5999: Services And Other Operating Expenditures	Budget Reference	5000-5999: Services And Other Operating Expenditures

Goals, Actions, & Services

Strategic Planning Details and Accountability

Complete a copy of the following table for each of the LEA's goals. Duplicate the table as needed.

☑ New ☐ Modified ☐ Unchanged

Goal 3

Increase academic achievement of underserved students as measured by State and local assessments.

State and/or Local Priorities Addressed by this goal:

STATE ☐ 1 ☑ 2 ☐ 3 ☑ 4 ☐ 5 ☐ 6 ☑ 7 ☑ 8
COE ☐ 9 ☐ 10
LOCAL

To have success in high school, students need study skills, organizational strategies, goal-setting and time management. Incoming 9th graders who are struggling readers and whose GPA is below 2.0 very often struggle at school. These 9th graders will receive an extra support class to ensure they acclimate to high school expectations.

Identified Need

During the first semester of this school year, 33.52% of students earned a D or F in English. 42.42% of students earned a D or F in math. The District recognizes the need to decrease the number of students earning Ds and F's through early identification, targeted interventions and tutoring; particularly in math.
For students to stay on track for graduation, in addition to targeted interventions and tutoring, we need to offer students with Ds and Fs the ability to make up credits during the school day, after-school and during the summer.

EXPECTED ANNUAL MEASURABLE OUTCOMES

Metrics/Indicators	Baseline	2017-18	2018-19	2019-20
Appendix B	Please refer to Appendix B for the list of all required State metrics that include baseline and expected annual	Appendix B	Appendix B	Appendix B

measurable outcomes for all students and subgroups.

PLANNED ACTIONS / SERVICES

Complete a copy of the following table for each of the LEA's Actions/Services. Duplicate the table, including Budgeted Expenditures, as needed.

Action 1

For Actions/Services not included as contributing to meeting the Increased or Improved Services Requirement:

Students to be Served	☐ All ☑ Students with Disabilities ☑ Specific Student Groups: Struggling students who need intervention and extra support to pass courses or make-up credits
Location(s)	☑ All Schools ☐ Specific Schools: _____ ☑ Specific Grade spans: 9, 10, 11, 12

OR

For Actions/Services included as contributing to meeting the Increased or Improved Services Requirement:

Students to be Served	☐ English Learners ☐ Foster Youth ☐ Low Income
Scope of Services	☐ LEA-wide ☐ Schoolwide OR ☐ Limited to Unduplicated Student Group(s)
Location(s)	☐ All Schools ☐ Specific Schools: _____ ☐ Specific Grade spans:

ACTIONS/SERVICES

2017-18	2018-19	2019-20
☑ New ☐ Modified ☐ Unchanged	☐ New ☑ Modified ☐ Unchanged	☐ New ☑ Modified ☐ Unchanged

2017-18	2018-19	2019-20
Provide effective prevention and intervention instruction which includes: - continuing Freshmen Seminar and/or Link Crew to support incoming 9th graders - collecting and analyzing student performance data; including disaggregation of data to analyze subgroup performance - providing staff collaboration time for data analysis and planning - offering in-class math intervention support via intervention teachers - providing professional development to intervention teachers - purchasing intervention materials for math and other content areas - purchasing reading intervention materials and software student licenses - providing professional development on reading intervention program - collecting and analyzing reading intervention data (including Summer classes) - offering after-school tutoring for students - collecting and analyze data on after-school tutoring (attendance and success rate) - offering during and after-school credit recovery classes for students failing courses and for students wishing to improve grades to meet A-G requirements - purchasing credit recovery student software licenses - monitoring and analyzing credit recovery effectiveness (student performance)	Provide effective prevention and intervention instruction which includes: - continuing Freshmen Seminar and/or Link Crew to support incoming 9th graders - collecting and analyzing student performance data; including disaggregation of data to analyze subgroup performance - continuing staff collaboration time for data analysis and planning - offering in-class math intervention support via intervention teachers - providing professional development to intervention teachers - purchasing intervention materials for math and other content areas - purchasing reading intervention materials and software student licenses - providing professional development on reading intervention program - collecting and analyzing reading intervention data (including Summer classes) - offering after-school tutoring for students - collecting and analyze data on after-school tutoring (attendance and success rate) - offering during and after-school credit recovery classes for students failing courses and for students wishing to improve grades to meet A-G requirements - purchasing credit recovery student software licenses - monitoring and analyzing credit recovery effectiveness (student performance)	Provide effective prevention and intervention instruction which includes: - continuing Freshmen Seminar and/or Link Crew to support incoming 9th graders - collecting and analyzing student performance data; including disaggregation of data to analyze subgroup performance - continuing staff collaboration time for data analysis and planning - offering in-class math intervention support via intervention teachers - providing professional development to intervention teachers - purchasing intervention materials for math and other content areas - purchasing reading intervention materials and software student licenses - providing professional development on reading intervention program - collecting and analyzing reading intervention data (including Summer classes) - offering after-school tutoring for students - collecting and analyze data on after-school tutoring (attendance and success rate) - offering during and after-school credit recovery classes for students failing courses and for students wishing to improve grades to meet A-G requirements - purchasing credit recovery student software licenses - monitoring and analyzing credit recovery effectiveness (student performance)

BUDGETED EXPENDITURES

Amount	524,179.00	Amount	532,042.00	Amount	540,023.00
Source	LCFF Supplemental/Concentration (0000) - 524,179.00	Source	LCFF Supplemental/Concentration (0000) - 532,042.00	Source	LCFF Supplemental/Concentration (0000) - 540,023.00
Budget Reference	1000-1999: Certificated Personnel Salaries	Budget Reference	1000-1999: Certificated Personnel Salaries	Budget Reference	1000-1999: Certificated Personnel Salaries
2017-18		2018-19		2019-20	
Amount	50,142.00	Amount	50,894.00	Amount	51,657.00
Source	LCFF Supplemental/Concentration (0000) - 50,142.00	Source	LCFF Supplemental/Concentration (0000) - 50,894.00	Source	LCFF Supplemental/Concentration (0000) - 51,657.00
Budget Reference	2000-2999: Classified Personnel Salaries	Budget Reference	2000-2999: Classified Personnel Salaries	Budget Reference	2000-2999: Classified Personnel Salaries
2017-18		2018-19		2019-20	
Amount	202,233.00	Amount	212,345.00	Amount	222,962.00
Source	LCFF Supplemental/Concentration (0000) - 202,233.00	Source	LCFF Supplemental/Concentration (0000) - 212,345.00	Source	LCFF Supplemental/Concentration (0000) - 222,962.00
Budget Reference	3000-3999: Employee Benefits	Budget Reference	3000-3999: Employee Benefits	Budget Reference	3000-3999: Employee Benefits

2017-18		2018-19		2019-20	
Amount	35,843.00	Amount	10,000.00	Amount	10,000.00
Source	LCFF Supplemental/Concentration (0000) - 35,843.00	Source	LCFF Supplemental/Concentration (0000) - 10,000.00	Source	LCFF Supplemental/Concentration (0000) - 10,000.00
Budget Reference	5000-5999: Services And Other Operating Expenditures	Budget Reference	4000-4999: Books And Supplies	Budget Reference	4000-4999: Books And Supplies

2017-18		2018-19		2019-20	
Amount		Amount	35,843.00	Amount	35,843.00
Source		Source	LCFF Supplemental/Concentration (0000) - 35,843.00	Source	LCFF Supplemental/Concentration (0000) - 35,843.00
Budget Reference		Budget Reference	5000-5999: Services And Other Operating Expenditures	Budget Reference	5000-5999: Services And Other Operating Expenditures

Goals, Actions, & Services

Strategic Planning Details and Accountability

Complete a copy of the following table for each of the LEA's goals. Duplicate the table as needed.

☑ New ☐ Modified ☐ Unchanged

Goal 4

English Learners will become proficient in English while engaging in a rigorous, standards-aligned curriculum in the core content areas.

State and/or Local Priorities Addressed by this goal:

STATE ☐ 1 ☑ 2 ☐ 3 ☑ 4 ☑ 5 ☐ 6 ☑ 7 ☐ 8

COE ☐ 9 ☐ 10

LOCAL

Identified Need

The District is committed to improved outcomes for English Learners. Currently in the District English Learners make up 23.7% of the student population. Long-Term English Learners make up 69.3% of the EL population. English Learners were two performance levels below the "All Students" group receiving a red performance level in the Suspension indicator. The rate of suspension for English Learners is high at 12.6% and increased 1.2%. On the Graduation indicator, English Learners were one performance level below the "All Students" group receiving an orange performance. The English Learner graduation rate was low at 71.4%; declining 4.3% from the previous year.
The district recognizes the importance of emphasizing English language acquisition and reclassification as a significant milestone for the English Learner and opportunity, at the secondary level, to graduate and access resources that better prepare them for post-secondary education.

EXPECTED ANNUAL MEASURABLE OUTCOMES

Metrics/Indicators	Baseline	2017-18	2018-19	2019-20
Appendix B	Please refer to Appendix B for the list of all required State metrics that include baseline and expected annual measurable outcomes for all	Appendix B	Appendix B	Appendix B

students and subgroups.

PLANNED ACTIONS / SERVICES

Complete a copy of the following table for each of the LEA's Actions/Services. Duplicate the table, including Budgeted Expenditures, as needed.

Action 1

For Actions/Services not included as contributing to meeting the Increased or Improved Services Requirement:

Students to be Served: ☐ All ☐ Students with Disabilities ☐ Specific Student Groups

Location(s): ☐ All Schools ☐ Specific Schools: Portola-Butler Continuation High, Greenfield High, King City High
☐ Specific Grade spans: 9, 10, 11, 12

OR

For Actions/Services included as contributing to meeting the Increased or Improved Services Requirement:

Students to be Served: ☑ English Learners ☐ Foster Youth ☐ Low Income

Scope of Services: ☑ LEA-wide ☐ Schoolwide OR ☐ Limited to Unduplicated Student Group(s)

Location(s): ☑ All Schools ☐ Specific Schools: _____
☑ Specific Grade spans: 9, 10, 11, 12

ACTIONS/SERVICES

2017-18	2018-19	2019-20
☑ New ☐ Modified ☐ Unchanged	☐ New ☑ Modified ☐ Unchanged	☐ New ☑ Modified ☐ Unchanged
To promote accelerated English proficiency,	To promote accelerated English proficiency,	To promote accelerated English proficiency,

English Learners will receive Designated and Integrated English Language Development (ELD) until they are reclassified as fluent English proficient. The District will promote targeted evidenced-based school and classroom practices, interventions, and supplemental services to ensure English Learners gain English proficiency, have full access to core content and graduate, which includes:
- analyzing EL data for identification, placement, instruction, intervention and reclassification
- providing Designated ELD programs for short-term and Long-Term English Learners
- ensuring ELD 1 and 2 classes do not exceed 25:1
- providing a supportive Newcomer Program for English Learners who have been in U.S schools less than 12 months
- providing two ELD Liaisons per comprehensive site to support level 1 and 2 English Learners in the classroom and monitor EL progress
- providing a certificated EL Specialist to oversee the EL program across the district
- purchasing supplemental materials as necessary to support EL instruction
- providing a targeted after-school English proficiency program for English Learners
- providing a targeted summer school English proficiency program for English Learners

English Learners will receive Designated and Integrated English Language Development (ELD) until they are reclassified as fluent English proficient. The District will promote targeted evidenced-based school and classroom practices, interventions, and supplemental services to ensure English Learners gain English proficiency, have full access to core content and graduate, which includes:
- analyzing EL data for identification, placement, instruction, intervention and reclassification
- providing Designated ELD programs for short-term and Long-Term English Learners
- ensuring ELD 1 and 2 classes do not exceed 25:1
- providing a supportive Newcomer Program for English Learners who have been in U.S schools less than 12 months
- providing two ELD Liaisons per comprehensive site to support level 1 and 2 English Learners in the classroom and monitor EL progress
- providing a certificated EL Specialist to oversee the EL program across the district
- purchasing supplemental materials as necessary to support EL instruction
- providing a targeted after-school English proficiency program for English Learners
- providing a targeted summer school English proficiency program for English Learners

English Learners will receive Designated and Integrated English Language Development (ELD) until they are reclassified as fluent English proficient. The District will promote targeted evidenced-based school and classroom practices, interventions, and supplemental services to ensure English Learners gain English proficiency, have full access to core content and graduate, which includes:
- analyzing EL data for identification, placement, instruction, intervention and reclassification
- providing Designated ELD programs for short-term and Long-Term English Learners
- ensuring ELD 1 and 2 classes do not exceed 25:1
- providing a supportive Newcomer Program for English Learners who have been in U.S schools less than 12 months
- providing two ELD Liaisons per comprehensive site to support level 1 and 2 English Learners in the classroom and monitor EL progress
- providing a certificated EL Specialist to oversee the EL program across the district
- purchasing supplemental materials as necessary to support EL instruction
- providing a targeted after-school English proficiency program for English Learners
- providing a targeted summer school English proficiency program for English Learners

BUDGETED EXPENDITURES

2017-18		2018-19		2019-20	
Amount	87,848.00	Amount	89,166.00	Amount	90,503.00
	LCFF		LCFF		LCFF

Source	Supplemental/Concentration (0000) - 87,848.00	Source	Supplemental/Concentration (0000) - 89,166.00	Source	Supplemental/Concentration (0000) - 90,503.00
Budget Reference	1000-1999: Certificated Personnel Salaries	Budget Reference	1000-1999: Certificated Personnel Salaries	Budget Reference	1000-1999: Certificated Personnel Salaries
2017-18		2018-19		2019-20	
Amount	55,274.00	Amount	56,103.00	Amount	56,945.00
Source	LCFF Supplemental/Concentration (0000) - 55,274.00	Source	LCFF Supplemental/Concentration (0000) - 56,103.00	Source	LCFF Supplemental/Concentration (0000) - 56,945.00
Budget Reference	2000-2999: Classified Personnel Salaries	Budget Reference	2000-2999: Classified Personnel Salaries	Budget Reference	2000-2999: Classified Personnel Salaries
2017-18		2018-19		2019-20	
Amount	60,909.00	Amount	63,954.00	Amount	67,152.00
Source	LCFF Supplemental/Concentration (0000) - 60,909.00	Source	LCFF Supplemental/Concentration (0000) - 63,954.00	Source	LCFF Supplemental/Concentration (0000) - 67,152.00
Budget Reference	3000-3999: Employee Benefits	Budget Reference	3000-3999: Employee Benefits	Budget Reference	3000-3999: Employee Benefits
2017-18		2018-19		2019-20	
Amount	22,000.00	Amount	22,000.00	Amount	22,000.00

Source	LCFF (0000) - 22,000.00	Source	LCFF Supplemental/Concentration (0000) - 22,000.00	Source	LCFF Supplemental/Concentration (0000) - 22,000.00
Budget Reference	4000-4999: Books And Supplies	Budget Reference	4000-4999: Books And Supplies	Budget Reference	4000-4999: Books And Supplies
2017-18		2018-19		2019-20	
Amount	1,001.00	Amount	313,483.00	Amount	318,185.00
Source	Title II Teacher Quality (4035) - 1,001.00	Source	Title I Basic (3010) - 313,483.00	Source	Title I Basic (3010) - 318,185.00
Budget Reference	1000-1999: Certificated Personnel Salaries	Budget Reference	1000-1999: Certificated Personnel Salaries	Budget Reference	1000-1999: Certificated Personnel Salaries
2017-18		2018-19		2019-20	
Amount	243.00	Amount	91,547.00	Amount	96,124.00
Source	Title II Teacher Quality (4035) - 243.00	Source	Title I Basic (3010) - 91,547.00	Source	Title I Basic (3010) - 96,124.00
Budget Reference	3000-3999: Employee Benefits	Budget Reference	3000-3999: Employee Benefits	Budget Reference	3000-3999: Employee Benefits
2017-18		2018-19		2019-20	
Amount	1,244.00	Amount	69,561.00	Amount	60,282.00

Source	Title II Teacher Quality (4035) - 1,244.00	Source	Title I Basic (3010) - 69,561.00	Source	Title I Basic (3010) - 60,282.00
Budget Reference	4000-4999: Books And Supplies	Budget Reference	5000-5999: Services And Other Operating Expenditures	Budget Reference	5000-5999: Services And Other Operating Expenditures
2017-18		2018-19		2019-20	
Amount	48,444.00	Amount	1,016.00	Amount	1,031.00
Source	Title II Teacher Quality (4035) - 48,444.00	Source	Title II Teacher Quality (4035) - 1,016.00	Source	Title II Teacher Quality (4035) - 1,031.00
Budget Reference	5000-5999: Services And Other Operating Expenditures	Budget Reference	1000-1999: Certificated Personnel Salaries	Budget Reference	1000-1999: Certificated Personnel Salaries
2017-18		2018-19		2019-20	
Amount	2,302.00	Amount	255.00	Amount	268.00
Source	Title II Teacher Quality (4035) - 2,302.00	Source	Title II Teacher Quality (4035) - 255.00	Source	Title II Teacher Quality (4035) - 268.00
Budget Reference	7000-7439: Other Outgo	Budget Reference	3000-3999: Employee Benefits	Budget Reference	3000-3999: Employee Benefits
2017-18		2018-19		2019-20	
Amount	957.00	Amount	1,244.00	Amount	1,244.00

Source	Title III LEP (4203) - 957.00	Source	Title II Teacher Quality (4035) - 1,244.00	Source	Title II Teacher Quality (4035) - 1,244.00
Budget Reference	4000-4999: Books And Supplies	Budget Reference	4000-4999: Books And Supplies	Budget Reference	4000-4999: Books And Supplies
2017-18		2018-19		2019-20	
Amount	52,635.00	Amount	48,417.00	Amount	48,389.00
Source	Title III LEP (4203) - 52,635.00	Source	Title II Teacher Quality (4035) - 48,417.00	Source	Title II Teacher Quality (4035) - 48,389.00
Budget Reference	5000-5999: Services And Other Operating Expenditures	Budget Reference	5000-5999: Services And Other Operating Expenditures	Budget Reference	5000-5999: Services And Other Operating Expenditures
2017-18		2018-19		2019-20	
Amount	1,096.00	Amount	2,302.00	Amount	2,302.00
Source	Title III LEP (4203) - 1,096.00	Source	Title II Teacher Quality (4035) - 2,302.00	Source	Title II Teacher Quality (4035) - 2,302.00
Budget Reference	7000-7439: Other Outgo	Budget Reference	7000-7439: Other Outgo	Budget Reference	7000-7439: Other Outgo
2017-18		2018-19		2019-20	
Amount	308,850.00	Amount	957.00	Amount	957.00

Source	Title I Basic (3010) - 308,850.00	Source	Title III LEP (4203) - 957.00	Source	Title III LEP (4203) - 957.00
Budget Reference	1000-1999: Certificated Personnel Salaries	Budget Reference	4000-4999: Books And Supplies	Budget Reference	4000-4999: Books And Supplies
2017-18		2018-19		2019-20	
Amount	87,188.00	Amount	52,635.00	Amount	52,635.00
Source	Title I Basic (3010) - 87,188.00	Source	Title III LEP (4203) - 52,635.00	Source	Title III LEP (4203) - 52,635.00
Budget Reference	3000-3999: Employee Benefits	Budget Reference	5000-5999: Services And Other Operating Expenditures	Budget Reference	5000-5999: Services And Other Operating Expenditures
2017-18		2018-19		2019-20	
Amount	78,553.00	Amount	1,096.00	Amount	1,096.00
Source	Title I Basic (3010) - 78,553.00	Source	Title III LEP (4203) - 1,096.00	Source	Title III LEP (4203) - 1,096.00
Budget Reference	5000-5999: Services And Other Operating Expenditures	Budget Reference	7000-7439: Other Outgo	Budget Reference	7000-7439: Other Outgo

Goals, Actions, & Services

Strategic Planning Details and Accountability

Complete a copy of the following table for each of the LEA's goals. Duplicate the table as needed.

☑ New ☐ Modified ☐ Unchanged

Goal 5

Positive school environment and culture with meaningful parent and student support and participation.

State and/or Local Priorities Addressed by this goal:

STATE ☐ 1 ☐ 2 ☑ 3 ☐ 4 ☑ 5 ☑ 6 ☐ 7 ☐ 8

COE ☐ 9 ☐ 10

LOCAL

Identified Need

Research over the last forty years provides educators and parents with a substantial body of evidence that parent involvement and engagement is associated with student's academic performance and social competence. The district endeavors to ensure that more of our parents will be provided with training opportunities to enhance meaningful engagement, participation in shared decision-making and to assume leadership roles.

Our district strives to provide safe and positive learning climates that are culturally responsive. During the last three years, however, we have seen an increase in the number of school suspensions. The overall suspension rate, as reported on the Data Dashboard, is high at 7.7% and the English Learner suspension rate is very high at 12.6%. The district will seek actions to reduce the suspension rate and reduce the disproportionality of disciplinary actions experienced by English Learners.

EXPECTED ANNUAL MEASURABLE OUTCOMES

Metrics/Indicators	Baseline	2017-18	2018-19	2019-20
Appendix B	Please refer to Appendix B for the list of all required State metrics that include baseline and expected annual	Appendix B	Appendix B	Appendix B

measurable outcomes for all students and subgroups.

PLANNED ACTIONS / SERVICES

Complete a copy of the following table for each of the LEA's Actions/Services. Duplicate the table, including Budgeted Expenditures, as needed.

Action 1

For Actions/Services not included as contributing to meeting the Increased or Improved Services Requirement:

Students to be Served: ☑ All ☐ Students with Disabilities ☐ Specific Student Groups:

Location(s): ☑ All Schools ☐ Specific Schools: _____
☑ Specific Grade spans: 9, 10, 11, 12

OR

For Actions/Services included as contributing to meeting the Increased or Improved Services Requirement:

Students to be Served: ☐ English Learners ☐ Foster Youth ☐ Low Income

Scope of Services: ☐ LEA-wide ☐ Schoolwide OR ☐ Limited to Unduplicated Student Group(s)

Location(s): ☐ All Schools ☐ Specific Schools: _____
☐ Specific Grade spans:

ACTIONS/SERVICES

2017-18	2018-19	2019-20
☑ New ☐ Modified ☐ Unchanged	☐ New ☑ Modified ☐ Unchanged	☐ New ☑ Modified ☐ Unchanged

Provide effective strategies, supports and resources to create a positive school environment that supports and engages parents, which includes: - analyzing parent participation data and parent feedback surveys - providing parent workshops through district advisories, committees and parent education programs, such as Project 2 Inspire (Tier 1), to inform and educate parents on educational systems and issues so that parents can be informed and make recommendations to the various decision-making groups. - continuing with Tier 2 of Project 2 Inspire parent leadership training to build capacity so that parents can assume leadership roles - providing a Parent Liaison for each comprehensive site to coordinate parent involvement in schools - continuing to provide parents the opportunity to attend educational conferences such as CABE - purchasing and maintaining interpreting equipment for each school site to facilitate parent meetings	Provide effective strategies, supports and resources to create a positive school environment that supports and engages parents, which includes continuing: - analyzing parent participation data and parent feedback surveys - providing parent workshops through district advisories, committees and parent education programs, such as Project 2 Inspire (Tier 1), to inform and educate parents on educational systems and issues so that parents can be informed and make recommendations to the various decision-making groups. - Tier 2 of Project 2 Inspire parent leadership training to build capacity so that parents can assume leadership roles - providing a Parent Liaison for each comprehensive site to coordinate parent involvement in schools - continuing to provide parents the opportunity to attend educational conferences such as CABE - purchasing and maintaining interpreting equipment for each school site to facilitate parent meetings	Provide effective strategies, supports and resources to create a positive school environment that supports and engages parents, which includes continuing: - analyzing parent participation data and parent feedback surveys - providing parent workshops through district advisories, committees and parent education programs, such as Project 2 Inspire (Tier 1), to inform and educate parents on educational systems and issues so that parents can be informed and make recommendations to the various decision-making groups. - Tier 2 of Project 2 Inspire parent leadership training to build capacity so that parents can assume leadership roles - providing a Parent Liaison for each comprehensive site to coordinate parent involvement in schools - continuing to provide parents the opportunity to attend educational conferences such as CABE - purchasing and maintaining interpreting equipment for each school site to facilitate parent meetings

BUDGETED EXPENDITURES

2017-18		2018-19		2019-20	
Amount	26,000.00	Amount	26,390.00	Amount	26,786.00
	LCFF		LCFF		LCFF

Source	Supplemental/Concentration (0000) - 26,000.00	Source	Supplemental/Concentration (0000) - 26,390.00	Source	Supplemental/Concentration (0000) - 26,786.00
Budget Reference	1000-1999: Certificated Personnel Salaries	Budget Reference	1000-1999: Certificated Personnel Salaries	Budget Reference	1000-1999: Certificated Personnel Salaries
2017-18		2018-19		2019-20	
Amount	169,345.00	Amount	171,885.00	Amount	120,262.00
Source	LCFF Supplemental/Concentration (0000) - 169,345.00	Source	LCFF Supplemental/Concentration (0000) - 171,885.00	Source	LCFF Supplemental/Concentration (0000) - 120,262.00
Budget Reference	2000-2999: Classified Personnel Salaries	Budget Reference	2000-2999: Classified Personnel Salaries	Budget Reference	2000-2999: Classified Personnel Salaries
2017-18		2018-19		2019-20	
Amount	117,137.00	Amount	122,994.00	Amount	129,144.00
Source	LCFF Supplemental/Concentration (0000) - 117,137.00	Source	LCFF Supplemental/Concentration (0000) - 122,994.00	Source	LCFF Supplemental/Concentration (0000) - 129,144.00
Budget Reference	3000-3999: Employee Benefits	Budget Reference	3000-3999: Employee Benefits	Budget Reference	3000-3999: Employee Benefits
2017-18		2018-19		2019-20	
Amount	70,000.00	Amount	70,000.00	Amount	70,000.00

Source	LCFF Supplemental/Concentration (0000) - 70,000.00	Source	LCFF Supplemental/Concentration (0000) - 70,000.00	Source	LCFF Supplemental/Concentration (0000) - 70,000.00
Budget Reference	4000-4999: Books And Supplies	Budget Reference	4000-4999: Books And Supplies	Budget Reference	4000-4999: Books And Supplies

PLANNED ACTIONS / SERVICES

Complete a copy of the following table for each of the LEA's Actions/Services. Duplicate the table, including Budgeted Expenditures, as needed.

Action 2

For Actions/Services not included as contributing to meeting the Increased or Improved Services Requirement:

Students to be Served ☑ All ☐ Students with Disabilities ☐ Specific Student Groups:

Location(s) ☑ All Schools ☐ Specific Schools: _____
☑ Specific Grade spans: 9, 10, 11, 12

OR

For Actions/Services included as contributing to meeting the Increased or Improved Services Requirement:

Students to be Served ☐ English Learners ☐ Foster Youth ☐ Low Income

Scope of Services ☐ LEA-wide ☐ Schoolwide OR ☐ Limited to Unduplicated Student Group(s)

Location(s) ☐ All Schools ☐ Specific Schools: _____
☐ Specific Grade spans:

ACTIONS/SERVICES

2017-18

☑ New ☐ Modified ☐ Unchanged

Provide effective strategies, supports and resources to create a positive school environment that supports and engages students, which includes:
- continuing partnership with Generation Ready to expand professional development and build the capacity of all staff to effectively engage with the diversity of our students, families, and staff
- analyzing and monitoring suspension (out-of-school and in-school) and chronic absenteeism data; with particular focus on English Learners
- reporting of suspension (out-of-school and in-school) and chronic absenteeism disaggregated data to staff on a monthly basis and site decision-making committees for review and feedback
- establishing procedures to require the review of behavior supports/behavior plans at the first suspension and on an on-going basis
- delivering intensive professional development to parents and staff focused on the policies and practices of student discipline
- continue to implement Positive Behavior Intervention and Support (PBIS) process and provide staff professional development to ensure effective district-wide implementation
- research and implement an In-School Suspension program designed to minimize the need for Out-of-School and teacher suspensions while providing constructive and positive learning experiences for students
- Probation Officer three days a week for student safety and supervision, including assistance with attendance-related issues

2018-19

☐ New ☑ Modified ☐ Unchanged

Provide effective strategies, supports and resources to create a positive school environment that supports and engages students, which includes continuing:
- partnership with Generation Ready to expand professional development and build the capacity of all staff to effectively engage with the diversity of our students, families, and staff
- analyzing and monitoring suspension (out-of-school and in-school) and chronic absenteeism data; with particular focus on English Learners
- reporting of suspension (out-of-school and in-school) and chronic absenteeism disaggregated data to staff on a monthly basis and site decision-making committees for review and feedback
- procedures to require the review of behavior supports/behavior plans at the first suspension and on an on-going basis
- intensive professional development to parents and staff focused on the policies and practices of student discipline
- implement Positive Behavior Intervention and Support (PBIS) process and provide staff professional development to ensure effective district-wide implementation
- implementation of an In-School Suspension program designed to minimize the need for Out-of-School and teacher suspensions while providing constructive and positive learning experiences for students
- part-time Probation Officer at each site for student safety and supervision, including assistance with attendance-related issues

2019-20

☐ New ☑ Modified ☐ Unchanged

Provide effective strategies, supports and resources to create a positive school environment that supports and engages students, which includes continuing:
- partnership with Generation Ready to expand professional development and build the capacity of all staff to effectively engage with the diversity of our students, families, and staff
- analyzing and monitoring suspension (out-of-school and in-school) and chronic absenteeism data; with particular focus on English Learners
- reporting of suspension (out-of-school and in-school) and chronic absenteeism disaggregated data to staff on a monthly basis and site decision-making committees for review and feedback
- procedures to require the review of behavior supports/behavior plans at the first suspension and on an on-going basis
- intensive professional development to parents and staff focused on the policies and practices of student discipline
- implement Positive Behavior Intervention and Support (PBIS) process and provide staff professional development to ensure effective district-wide implementation
- implementation of an In-School Suspension program designed to minimize the need for Out-of-School and teacher suspensions while providing constructive and positive learning experiences for students
- part-time Probation Officer at each site for student safety and supervision, including assistance with attendance-related issues

BUDGETED EXPENDITURES

2017-18		2018-19		2019-20	
Amount	5,795.00	Amount	93,000.00	Amount	93,000.00
Source	Title I Basic (3010) - 5,795.00	Source	LCFF Supplemental/Concentration (0000) - 93,000.00	Source	LCFF Supplemental/Concentration (0000) - 93,000.00
Budget Reference	4000-4999: Books And Supplies	Budget Reference	5000-5999: Services And Other Operating Expenditures	Budget Reference	5000-5999: Services And Other Operating Expenditures

2017-18		2018-19		2019-20	
Amount	93,000.00	Amount	5,795.00	Amount	5,795.00
Source	LCFF Supplemental/Concentration (0000) - 93,000.00	Source	Title I Basic (3010) - 5,795.00	Source	Title I Basic (3010) - 5,795.00
Budget Reference	5000-5999: Services And Other Operating Expenditures	Budget Reference	4000-4999: Books And Supplies	Budget Reference	4000-4999: Books And Supplies

Demonstration of Increased or Improved Services for Unduplicated Pupils

LCAP Year	☑ 2017-18 ☐ 2018-19 ☐ 2019-20		
Estimated Supplemental and Concentration Grant Funds:	$ 4,508,264.00	Percentage to Increase or Improve Services:	23.09 %

Describe how services provided for unduplicated pupils are increased or improved by at least the percentage identified above, either qualitatively or quantitatively, as compared to services provided for all students in the LCAP year.

Identify each action/service being funded and provided on a schoolwide or LEA-wide basis. Include the required descriptions supporting each schoolwide or LEA-wide use of funds (see instructions).

The South Monterey County Joint Union High School District has an unduplicated pupil percentage of 73%. 66% of students qualifying for Free and Reduced Lunch.
Our English Learners population is currently 27% along. Due to our demographics, our actions are funded and provided on a district-wide basis.
Goal 3 focuses on the needs of struggling students and identifies actions to ensure that this particular group of students is identified, monitored, and supported to close the achievement gap. Intervention teachers will be identified at each comprehensive school to assist with services to identified students. Materials will be purchased to connect intervention instruction and classroom instruction and ensure access to the common core state standards.
Goal 4 focuses on the needs of English Learners and identifies actions to ensure that all English Learners have access to high quality English Language Development instruction. Instructional materials to support instruction in the classroom and professional development to assist with planning and delivery will be provided.
Goal 5 recognizes the need for student and parent engagement and identifies actions to ensure that parents have opportunities to participate in workshops that will allow them to connect with schools and programs. The district also recognizes the need to implement programs that will increase student engagement and decrease suspension rates.

SMCJUHSD Appendix B

Legislated Metrics - Annual Update usage

Conditions of Learning						
Priority	Description	Location of information	Baseline 2016-17	Expected Outcomes 2017-18	Expected Outcomes Year 2 2018-19	Expected Outcomes Year 3 2019-20
Basic	*Degree to which teachers are appropriately assigned and credentialed in subject areas:*	SARC report	96%	100%	100%	100%
	Degree to which students have sufficient access to standards-aligned instructional materials	SARC reports	100%	100%	100%	100%
	Degree to which school facilities are maintained in good repair	SARC reports	100%	100%	100%	100%
Implementation of State Standards	Implementation of ALL content and performance standards for ALL students	Local survey results	met	met	met	met
Implementation of State Standards	Programs and services enable ELs to access core and English Language Development standards	Local survey results	met	met	met	met
Course Access	Student access and enrollment in all required areas of study	Local district results	100%	100%	100%	100%

Pupil Outcomes						
Priority	Description	Location of information	Baseline 2016-17	Expected Outcomes 2017-18	Expected Outcomes Year 2 2018-19	Expected Outcomes Year 3 2019-20
Pupil Achievement	EL progress toward English proficiency)	CELDT progress	38.7% gain in overall score	40%	41%	42%
		Reclassification	27%	28%	29%	30%

	Statewide Assessments Exceeded or Met Standards	SBAC-ELA	46% Decreased 9 points	Increase	Increase	Increase
		SBAC-Math	13% Increased 4 points (15-16)	Increase	Increase	Increase
	% of students successfully completing A-G courses	Local data	9%	10%	11%	12%
	% of students successfully completing CTE pathways – 16-17 results available mid-June	Local data	5.46% (15-16)	Increase	Increase	Increase
	% of students passing Advanced Placement exams (3+)	College Board	44.9%	46%	47%	48%
	% of students demonstrating ELA college preparedness (Early Assessment Program exam)	SBAC results	46%	47%	48%	49%
	% of students demonstrating Math college preparedness (Early Assessment Program exam)—16-17 data not available	SBAC results	13% (15-16)	Increase	Increase	increase
Other Pupil Outcomes	District determined	SRI % of students at grade Level grade 9 (April)	26%	28%	30%	32%
		After-School Tutoring Student Attendance	621	Increase	Increase	increase
		Credit Recovery Summer School Data: Percentage of Students who passed courses with a C or better	55%	57%	59%	61%

Engagement						
Priority	Description	Location of information	Baseline 2016-17	Expected Outcomes 2017-18	Expected Outcomes Year 2 2018-19	Expected Outcomes Year 3 2019-20
Parental Involvement	Efforts to seek parent input & decision making	Local survey results	met	met	met	met
	Promotion of parental participation	Local survey results	met	met	met	met
Pupil Engagement	Chronic absenteeism rates	Local district data	8.28%	8%	7%	6%
	High school dropout rates	Local district data	11.8% (15-16)	11%	10%	9%
School Climate	Student suspension rates (to date)	State data	11.3%	10%	9%	8%
	Student expulsion rates (to date)	State data	>1%	>1%	>1%	>1%
	Other local measures	Parent Participation in school workshops	3538	increase or maintain	increase or maintain	increase or maintain
	Other Local measures	Student Climate Survey- Perceived Safety at School	Safe to Very Safe 40%- 9th 48%- 12th	increase	increase	increase
	Parent Ed Program (Completed 3 hrs a week- 12 week course)	Graduate Cohort number	47	Increase	Increase	Increase

SOUTH MONTEREY COUNTY JOINT UNION HIGH SCHOOL DISTRICT

GOVERNING BOARD

SUBJECT: Approval of the Pinnacle Academy Charter School 2017/18 – 2019/20 LCAP

MEETING: June 26, 2017

AGENDA SECTION:

X **ACTION**

☐ **INFORMATION**

☐ **ACTION/CONSENT**

Board Goals:

X Improve, Monitor and Sustain Student Achievement
X Improve School Climate in Support of Teaching, Learning and Student Safety
X Develop/Sustain Fiscal Solvency
X Ensure that Facilities are Safe for Staff and Students
X Ensure compliance with Education/Other Codes/Updating Board Policies and Administrative Regulations

Summary:

The Local Control and Accountability Plan (LCAP) and Annual Update Template shall be used to provide details regarding local educational agencies' (LEAs) actions and expenditures to support pupil outcomes and overall performance pursuant to Education Code sections 52060, 52066, 47605, 47605.5, and 47606.5. The LCAP and Annual Update Template must be completed by all LEAs each year.

For school districts, pursuant to Education Code section 52060, the LCAP must describe, for the school district and each school within the district, goals and specific actions to achieve those goals for all pupils and each subgroup of pupils identified in Education Code section 52052, including pupils with disabilities, for each of the state priorities and any locally identified priorities.

Recommendation:

It is recommended that the Board of Education approve the Pinnacle Academy Charter School LCAP for 2017/18 through the 2019/20 school years.

Fiscal Impact:
Balanced Budget.

Submitted By:

Sherrie S. Castellanos
Chief Business Official

Approved:

Daniel R. Moirao, Ed.D.
Superintendent

LCAP Year ☒ 2017–18 ☐ 2018–19 ☐ 2019–20

Local Control Accountability Plan and Annual Update (LCAP) Template

Addendum: General instructions & regulatory requirements.

Appendix A: Priorities 5 and 6 Rate Calculations

Appendix B: Legislated Metrics

LCFF Evaluation Rubrics: Essential data to support completion of this LCAP. Please analyze the LEA's full data set; specific links to the rubrics are also provided within the template.

LEA Name	Pinnacle Academy Charter Independent Study Program		
Contact Name and Title	Dr. Daniel Moirao, Superintendent	Email and Phone	dmoirao@smcjuhsd.org

2017-20 Plan Summary

THE STORY

Briefly describe the students and community and how the LEA serves them.

Pinnacle Academy Charter Independent Study Program is located in the cities of King City, CA and Greenfield, Ca, and is a dependent Charter School within the South Monterey County Joint Union High School District (SMCJUHSD). Pinnacle Academy serves students in South Monterey County and students are primarily referred to us by our two comprehensive high schools located in the cities of King City and Greenfield.

The Pinnacle Academy Charter Independent Study Program is based on a belief that each student can succeed and deserves an education that is rigorous, relevant and well defined. At the same time, Pinnacle Academy Charter Independent Study Program recognizes that each individual is unique and, therefore, is entitled to an education that is meaningful and sensitive to his or her varied and often changing needs. This is especially true for at-risk students who may not respond to traditional teaching and evaluation method as well as for highly gifted students whose educational abilities and needs may surpass or differ from their counterparts in a traditional public school system. The educational program is designed to provide each student with optimum educational strategies needed for successful learning and preparation for postsecondary education and/or the world of work. A standards-based curriculum and strategies that maximize the use of each student earning modalities form the basis for the educational program described in the student's Individual Learning Plan (ILP).

Pinnacle Academy Charter Independent Study Program opened in **August** of **2016**. Our students receive their instruction in one of three facilities; Greenfield High School, King City High School and Portola-Butler Continuation High School located in King City. Students receive their instruction at the school site in which they currently reside, with the exception of the students who have either been involuntarily transferred or expelled from King City High School; students receive their instruction at Portola-Butler Continuation High School.

Currently, there are 63 students enrolled at the Pinnacle Academy Charter Independent Study Program. Students range from grades 9-12. 97% of students are Hispanic/Latino. 25% (15) of the 60 students are English Learners. All 15 students are Long-Term English Learners.

Pinnacle Academy Charter Independent Study Program Vision Statement
An alternative learning environment where all students can be successful in a constantly changing world.

Pinnacle Academy Charter Independent Study Program Mission Statement
As an independent study school program, Pinnacle Academy utilizes a standards-based education that is rigorous and relevant, which provides an alternative educational setting where all of our students can be successful. We empower our students to take ownership and responsibility for their current and future learning.

LCAP HIGHLIGHTS

Identify and briefly summarize the key features of this year's LCAP.

Through analysis of available State and local data, along with input from stakeholders, Pinnacle Academy Charter Independent Study Program has identified the following LCAP goals:

Goal 1: Base program- In a safe and nurturing learning environment provide a broad curriculum, based on State Standards, which will produce students who are college and career ready

Goal 2: Increase stakeholder engagement to strengthen learning environments and increase student achievement

REVIEW OF PERFORMANCE

Based on a review of performance on the state indicators and local performance indicators included in the LCFF Evaluation Rubrics, progress toward LCAP goals, local self-assessment tools, stakeholder input, or other information, what progress is the LEA most proud of and how does the LEA plan to maintain or build upon that success? This may include identifying any specific examples of how past increases or improvements in services for low-income students, English learners, and foster youth have led to improved performance for these students.

GREATEST PROGRESS

Pinnacle Academy Charter Independent Study Program opened in August, 2016. There is no data on the Data Dashboard for charter schools. Local data is very limited and developing.

- The 2017 SBAC scores indicate that 38% of 11th graders who took the ELA exam met or exceeded standards
- Enrollment has increased from 27 students in November 2016 to 60 in May, 2017.
- Initial WASC visitation for accreditation occurred April 4, 2017.

Referring to the LCFF Evaluation Rubrics, identify any state indicator or local performance indicator for which overall performance was in the "Red" or "Orange" performance category or where the LEA received a "Not Met" or "Not Met for Two or More Years" rating. Additionally, identify any areas that the LEA has determined need significant improvement based on review of local performance indicators or other local indicators. What steps is the LEA planning to take to address these areas with the greatest need for improvement?

GREATEST NEEDS

Pinnacle Academy Charter Independent Study Program opened in August, 2016. There is no data on the Data Dashboard for charter schools. Local data is limited and developing.

The following are the Critical Areas for Follow-Up left by the WASC Initial Visit Visiting Committee (April, 2017):

- Increase stakeholder involvement
- Provide computer access for all students
- Need for regular meetings with teachers to discuss curriculum and methods of instruction
- Collect, analyze data and modify instruction as needed

LCAP Goal 2 addresses the need to engage all stakeholders (staff, students, parents/community) in strengthening and maximizing the learning environment for all students.

Referring to the LCFF Evaluation Rubrics, identify any state indicator for which performance for any student group was two or more performance levels below the "all student" performance. What steps is the LEA planning to take to address these performance gaps?

PERFORMANCE GAPS

Pinnacle Academy Charter Independent Study Program opened in August, 2016. There is no data on the Data Dashboard for charter schools. Local data is limited and developing.

INCREASED OR IMPROVED SERVICES

If not previously addressed, identify the two to three most significant ways that the LEA will increase or improve services for low-income students, English learners, and foster youth.

Pinnacle Academy Charter Independent Study Program opened in August, 2016.
The school will be working on providing targeted ELD instruction and support to our Long-Term English Learners with the goal of reclassification.

BUDGET SUMMARY

Complete the table below. LEAs may include additional information or more detail, including graphics.

DESCRIPTION	AMOUNT
Total General Fund Budget Expenditures for LCAP Year	$529,871
Total Funds Budgeted for Planned Actions/Services to Meet the Goals in the LCAP for LCAP Year	$131,211

The LCAP is intended to be a comprehensive planning tool but may not describe all General Fund Budget Expenditures. Briefly describe any of the General Fund Budget Expenditures specified above for the LCAP year not included in the LCAP.

We have included all expenditures in the LCAP for Pinnacle Academy Charter. Goal One outlines the Base Program for the charter school and delineates Base Grant dollars, Supplemental and Concentration Grant Dollars and Lottery Dollars spent on the Base program. Goal Two includes the remaining funds the charter school receives and describes where these dollars are spent.

$670,118	Total Projected LCFF Revenues for LCAP Year

Annual Update

LCAP Year Reviewed: 2016-17

Complete a copy of the following table for each of the LEA's goals from the prior year LCAP. Duplicate the table as needed.

Goal 1	**No annual update. 2016-17 was the first year of Pinnacle Academy Charter.**

State and/or Local Priorities Addressed by this goal:

STATE ☐ 1 ☐ 2 ☐ 3 ☐ 4 ☐ 5 ☐ 6 ☐ 7 ☐ 8

COE ☐ 9 ☐ 10

LOCAL _____

ANNUAL MEASURABLE OUTCOMES

EXPECTED	ACTUAL

ACTIONS / SERVICES

Duplicate the Actions/Services from the prior year LCAP and complete a copy of the following table for each. Duplicate the table as needed.

Action 1

	PLANNED	ACTUAL
Actions/Services		
	BUDGETED	ESTIMATED ACTUAL
Expenditures		

ANALYSIS

Complete a copy of the following table for each of the LEA's goals from the prior year LCAP. Duplicate the table as needed.

Use actual annual measurable outcome data, including performance data from the LCFF Evaluation Rubrics, as applicable.

Describe the overall implementation of the actions/services to achieve the articulated goal.	
Describe the overall effectiveness of the actions/services to achieve the articulated goal as measured by the LEA.	
Explain material differences between Budgeted Expenditures and Estimated Actual Expenditures.	
Describe any changes made to this goal, expected outcomes, metrics, or actions and services to achieve this goal as a result of this analysis and analysis of the LCFF Evaluation Rubrics, as applicable. Identify where those changes can be found in the LCAP.	

Stakeholder Engagement

LCAP Year ☒ 2017–18 ☐ 2018–19 ☐ 2019–20

INVOLVEMENT PROCESS FOR LCAP AND ANNUAL UPDATE

How, when, and with whom did the LEA consult as part of the planning process for this LCAP/Annual Review and Analysis?

Pinnacle Academy Charter Independent Study Program opened in August, 2016.
WASC accreditation was one of the main priorities of the school for this year.

- WASC Accreditation school monthly meetings: October, 2016, December, January, February, and March, 2017
- LCAP Survey available at the school site and on the school website beginning January, 2017
- School Site Council Meeting: May, 2017. Including review of LCAP process and goals.
- WASC Initial Accreditation School Visit: April, 2017
- LCAP School Meeting: June 5, 2017

-378-

Parents of Pinnacle Academy Charter students also have other opportunities for parent involvement, including:

- Parents participate in the annual development of their child's Individualized Learning Plan (ILP).
- Parents have daily access to their students' teachers via phone and email.
- Parents are encouraged to attend all teacher-student meetings
- Parents will be involved in the development of the school's LCAP each year

IMPACT ON LCAP AND ANNUAL UPDATE

How did these consultations impact the LCAP for the upcoming year?

Feedback from stakeholders indicates the need to:

- make technology (tablets or laptops) available for student check-out
- offer more courses through Apex, including access to AP courses
- offer on-site tutoring for struggling students
- provide professional development for teachers; including the use of Microsoft Office 365 Classroom and Notebook, EDGE ELD curriculum, and Mathematics Visions Project curriculum

Goals, Actions, & Services

Strategic Planning Details and Accountability

Complete a copy of the following table for each of the LEA's goals. Duplicate the table as needed.

☒ New ☐ Modified ☐ Unchanged

Goal 1

Base program: In a safe and nurturing learning environment provide a broad curriculum, based on State Standards that reflect evidence of rigor and relevance, which will produce students who are college and career ready.

State and/or Local Priorities Addressed by this goal:

STATE ☒ 1 ☒ 2 ☒ 3 ☒ 4 ☒ 5 ☒ 6 ☒ 7 ☒ 8

COE ☐ 9 ☐ 10

LOCAL _____

Identified Need

To graduate college and career ready, all students need a safe learning environment that ensures equity, promotes academic achievement and a positive school culture.

EXPECTED ANNUAL MEASURABLE OUTCOMES

Metrics/Indicators	Baseline	2017-18	2018-19	2019-20
Please see Appendix B for the list of all				

required metrics that include baseline and expected annual measurable outcomes for all students and subgroups				

PLANNED ACTIONS / SERVICES

Complete a copy of the following table for each of the LEA's Actions/Services. Duplicate the table, including Budgeted Expenditures, as needed.

Action 1

For Actions/Services not included as contributing to meeting the Increased or Improved Services Requirement:

Students to be Served: ☒ All ☐ Students with Disabilities ☐ [Specific Student Group(s)]

Location(s): ☐ All schools ☒ Specific Schools: Pinnacle Academy Charter ☒ Specific Grade spans: 9-12

OR

For Actions/Services included as contributing to meeting the Increased or Improved Services Requirement:

Students to be Served: ☐ English Learners ☐ Foster Youth ☐ Low Income

Scope of Services: ☐ LEA-wide ☐ Schoolwide OR ☐ Limited to Unduplicated Student Group(s)

Location(s): ☐ All schools ☐ Specific Schools: _____ ☐ Specific Grade spans: _____

A -381- ONS/SERVICES

2017-18	2018-19	2019-20
☒ New ☐ Modified ☐ Unchanged	☐ New ☐ Modified ☒ Unchanged	☐ New ☐ Modified ☒ Unchanged
Provide a rigorous educational program for all students including: - actively recruiting, hiring and retaining highly qualified staff - student Support Services - custodial services - curriculum - textbooks - technology (tablets) - facilities - salary increase and hiring incentives (paid out of base program and with supplemental/concentration funds to retain and	Provide a rigorous educational program for all students including: - actively recruiting, hiring and retaining highly qualified staff - student Support Services - custodial services - curriculum - textbooks - technology (tablets) - facilities - salary increase and hiring incentives (paid out of base program and with supplemental/concentration funds to retain and	Provide a rigorous educational program for all students including: - actively recruiting, hiring and retaining highly qualified staff - student Support Services - custodial services - curriculum - textbooks - technology (tablets) - facilities - salary increase and hiring incentives (paid out of base program and with supplemental/concentration funds to retain and

recruit highly qualified teachers)	recruit highly qualified teachers)	recruit highly qualified teachers)

BUDGETED EXPENDITURES

2017-18		2018-19		2019-20	
Amount	$371,397	Amount	$496,397	Amount	$515,087
Source	Base	Source	Base	Source	Base
Budget Reference	1000-3999	Budget Reference	1000-3999	Budget Reference	1000-3999
Amount	$3,074	Amount	$77,514	Amount	$3,074
Source	Base	Source	Base	Source	Base
Budget Reference	4000-5999	Budget Reference	4000-5999	Budget Reference	4000-5999
Amount	$37,815	Amount	$37,815	Amount	$37,815
Source	LCFF Supplemental & Concentration	Source	LCFF Supplemental & Concentration	Source	LCFF Supplemental & Concentration
Budget Reference	1000-1999	Budget Reference	1000-1999	Budget Reference	1000-1999
Amount	$12,115	Amount	$16,156	Amount	$16,156
Source	Lottery	Source	Lottery	Source	Lottery
	4000-4999	Budget Reference	4000-4999	Budget Reference	4000-4999

☒ New ☐ Modified ☐ Unchanged

Goal 2

Increase stakeholder engagement to strengthen learning environments and increase student achievement

State and/or Local Priorities Addressed by this goal:

STATE ☐ 1 ☒ 2 ☒ 3 ☒ 4 ☒ 5 ☒ 6 ☒ 7 ☐ 8

COE ☐ 9 ☐ 10

LOCAL _____

Identified Need

Pinnacle Academy Charter Independent Study Program recognizes the need to ensure that staff, students and parents will be provided with opportunities to enhance meaningful engagement to increase student achievement

EXPECTED ANNUAL MEASURABLE OUTCOMES

Metrics/Indicators	Baseline	2017-18	2018-19	2019-20
Please see Appendix B for the list of all required metrics that include baseline and expected annual measurable outcomes for all students and subgroups				

PLANNED ACTIONS / SERVICES

Complete a copy of the following table for each of the LEA's Actions/Services. Duplicate the table, including Budgeted Expenditures, as needed.

Action 1

For Actions/Services not included as contributing to meeting the Increased or Improved Services Requirement:	
Students to be Served	☒ All ☐ Students with Disabilities ☐ [Specific Student Group(s)]
Location(s)	☐ All schools ☒ Specific Schools: Pinnacle Academy Charter ☒ Specific Grade spans: 9-12

OR

For Actions/Services included as contributing to meeting the Increased or Improved Services Requirement:	
Students to be Served	☐ English Learners ☐ Foster Youth ☐ Low Income
Scope of Services	☐ LEA-wide ☐ Schoolwide OR ☐ Limited to Unduplicated Student Group(s)
Location(s)	☐ All schools ☐ Specific Schools: _____ ☐ Specific Grade spans: _____

-384-

ONS/SERVICES

2017-18	2018-19	2019-20
☒ New ☐ Modified ☐ Unchanged	☐ New ☒ Modified ☐ Unchanged	☐ New ☒ Modified ☐ Unchanged
To ensure that staff, students and parents will be provided with opportunities to enhance meaningful engagement to increase student achievement we must: • provide teachers with professional development on Common Core State Standards, Next Generation Science Standards and Constructing Meaning • provide teachers with professional development on Next Generation ELD Standards and EDGE EL curriculum to provide ELD instruction • provide teachers with MS Office 365 professional development on Classroom and	To ensure that staff, students and parents will be provided with opportunities to enhance meaningful engagement to increase student achievement we must: • provide teachers with professional development on Common Core State Standards, Next Generation Science Standards and Constructing Meaning • provide teachers with professional development on Next Generation ELD Standards and EDGE EL curriculum to provide ELD instruction • provide teachers with MS Office 365 professional development on Classroom and	To ensure that staff, students and parents will be provided with opportunities to enhance meaningful engagement to increase student achievement we must: • provide teachers with professional development on Common Core State Standards, Next Generation Science Standards and Constructing Meaning • provide teachers with professional development on Next Generation ELD Standards and EDGE EL curriculum to provide ELD instruction • provide teachers with MS Office 365 professional development on Classroom and

Class Notebook to customize online instruction and student support • provide teachers with Apex professional development to enhance blended learning, provide online assessments, and analyze student data • collect a variety of student data (grades, online course progress, graduation status, EL progress data, tutoring data, attendance, etc.) on a quarterly/semester basis • provide release time for teachers and staff to analyze student data and modify instruction and services • add AP course offerings to Apex online learning system • provide technology (laptops or tablets) for student check-out • offer tutoring for struggling students • provide education programs and workshops for parents to increase engagement and feedback on decision-making	Class Notebook to customize online instruction and student support • provide teachers with Apex professional development to enhance blended learning, provide online assessments, and analyze student data • collect a variety of student data (grades, online course progress, graduation status, EL progress data, attendance, etc.) on a quarterly/semester basis • provide release time for teachers and staff to analyze student data and modify instruction and services • add or maintain AP course offerings to Apex online learning system • add or maintain technology (laptops or tablets) for student check-out • offer tutoring for struggling students • provide education programs and workshops for parents to increase engagement and feedback on decision-making	Class Notebook to customize online instruction and student support • provide teachers with Apex professional development to enhance blended learning, provide online assessments, and analyze student data • collect a variety of student data (grades, online course progress, graduation status, EL progress data, attendance, etc.) on a quarterly/semester basis • provide release time for teachers and staff to analyze student data and modify instruction and services • add or maintain AP course offerings to Apex online learning system • add or maintain technology (laptops or tablets) for student check-out • offer tutoring for struggling students • provide education programs and workshops for parents to increase engagement and feedback on decision-making

BUDGETED EXPENDITURES

2017-18		2018-19		2019-20	
Amount	$93,396	Amount	$139,570	Amount	$142,409
Source	LCFF Supplemental & Concentration	Source	LCFF Supplemental & Concentration	Source	LCFF Supplemental & Concentration
Budget Reference	4000-5999	Budget Reference	4000-5999	Budget Reference	4000-5999
Amount	$4,272	Amount	$4,272	Amount	$4,272
Source	Title I	Source	Title I	Source	Title I
Budget Reference	1000-3999	Budget Reference	1000-3999	Budget Reference	1000-3999

Amount	$1,765	Amount	$1,765	Amount	$1,765
Source	Title I	Source	Title I	Source	Title I
Budget Reference	4000-5999	Budget Reference	4000-5999	Budget Reference	4000-5999

Demonstration of Increased or Improved Services for Unduplicated Pupils

LCAP Year ☒ 2017–18 ☐ 2018–19 ☐ 2019–20

Estimated Supplemental and Concentration Grant Funds: $131211

Percentage to Increase or Improve Services: 24.35 %

Describe how services provided for unduplicated pupils are increased or improved by at least the percentage identified above, either qualitatively or quantitatively, as compared to services provided for all students in the LCAP year.

Identify each action/service being funded and provided on a schoolwide or LEA-wide basis. Include the required descriptions supporting each schoolwide or LEA-wide use of funds (see instructions).

Pinnacle Academy Charter Independent Study Program has an unduplicated pupil percentage of 80% with 76.19% of students qualifying for Free and Reduced Lunch. Our English Learner population is currently 25%. Due to our demographics, our actions are funded and provided on a school-wide basis.

Goal 2 focuses on: the needs of struggling students and identifies actions to ensure that this particular group of students is identified, monitored, and supported; the needs of English Learners and identifies actions to ensure that all English Learners have access to high quality English Language Development instruction; the need for student and parent engagement and identifies actions to ensure that parents have opportunities to participate in workshops that will allow them to connect with the school and its services.

Local Control and Accountability Plan and Annual Update Template Instructions

Addendum

The Local Control and Accountability Plan (LCAP) and Annual Update Template documents and communicates local educational agencies' (LEAs) actions and expenditures to support student outcomes and overall performance. The LCAP is a three-year plan, which is reviewed and updated annually, as required. Charter schools may complete the LCAP to align with the term of the charter school's budget, typically one year, which is submitted to the school's authorizer. The LCAP and Annual Update Template must be completed by all LEAs each year.

For school districts, the LCAP must describe, for the school district and each school within the district, goals and specific actions to achieve those goals for all students and each student group identified by the Local Control Funding Formula (LCFF) (ethnic, socioeconomically disadvantaged, English learners, foster youth, pupils with disabilities, and homeless youth), for each of the state priorities and any locally identified priorities.

For county offices of education, the LCAP must describe, for each county office of education-operated school and program, goals and specific actions to achieve those goals for all students and each LCFF student group funded through the county office of education (students attending juvenile court schools, on probation or parole, or expelled under certain conditions) for each of the state priorities and any locally identified priorities. School districts and county offices of education may additionally coordinate and describe in their LCAPs services funded by a school district that are provided to students attending county-operated schools and programs, including special education programs.

If a county superintendent of schools has jurisdiction over a single school district, the county board of education and the governing board of the school district may adopt and file for review and approval a single LCAP consistent with the requirements in Education Code (EC) sections 52060, 52062, 52066, 52068, and 52070. The LCAP must clearly articulate to which entity's budget (school district or county superintendent of schools) all budgeted and actual expenditures are aligned.

Charter schools must describe goals and specific actions to achieve those goals for all students and each LCFF subgroup of students including students with disabilities and homeless youth, for each of the state priorities that apply for the grade levels served or the nature of the program operated by the charter school, and any locally identified priorities. For charter schools, the inclusion and description of goals for state priorities in the LCAP may be modified to meet the grade levels served and the nature of the programs provided, including modifications to reflect only the statutory requirements explicitly applicable to charter schools in the EC. Changes in LCAP goals and actions/services for charter schools that result from the annual update process do not necessarily constitute a material revision to the school's charter petition.

For questions related to specific sections of the template, please see instructions below:

Instructions: Linked Table of Contents

Plan Summary
Annual Update
Stakeholder Engagement
Goals, Actions, and Services
Planned Actions/Services
Demonstration of Increased or Improved Services for Unduplicated Students

For additional questions or technical assistance related to completion of the LCAP template, please contact the local county office of education, or the CDE's Local Agency Systems Support Office at: 916-319-0809 or by email at: lcff@cde.ca.gov.

Plan Summary

The LCAP is intended to reflect an LEA's annual goals, actions, services and expenditures within a fixed three-year planning cycle. LEAs must include a plan summary for the LCAP each year.

When developing the LCAP, mark the appropriate LCAP year, and address the prompts provided in these sections. When developing the LCAP in year 2 or year 3, mark the appropriate LCAP year and replace the previous summary information with information relevant to the current year LCAP.

In this section, briefly address the prompts provided. These prompts are not limits. LEAs may include information regarding local program(s), community demographics, and the overall vision of the LEA. LEAs may also attach documents (e.g., the LCFF Evaluation Rubrics data reports) if desired and/or include charts illustrating goals, planned outcomes, actual outcomes, or related planned and actual expenditures.

An LEA may use an alternative format for the plan summary as long as it includes the information specified in each prompt and the budget summary table.

The reference to LCFF Evaluation Rubrics means the evaluation rubrics adopted by the State Board of Education under *EC* Section 52064.5.

Budget Summary

The LEA must complete the LCAP Budget Summary table as follows:

- **Total LEA General Fund Budget Expenditures for the LCAP Year:** This amount is the LEA's total budgeted General Fund expenditures for the LCAP year. The LCAP year means the fiscal year for which an LCAP is adopted or updated by July 1. The General Fund is the main operating fund of the LEA and accounts for all activities not accounted for in another fund. All activities are reported in the General Fund unless there is a compelling reason to account for an activity in another fund. For further information please refer to the *California School Accounting Manual (http://www.cde.ca.gov/fg/ac/sa/)*. (Note: For some charter schools that follow governmental fund accounting, this amount is the total budgeted expenditures in the Charter Schools Special Revenue Fund. For charter schools that follow the not-for-profit accounting model, this amount is total budgeted expenses, such as those budgeted in the Charter Schools Enterprise Fund.)
- **Total Funds Budgeted for Planned Actions/Services to Meet the Goals in the LCAP for the LCAP Year:** This amount is the total of the budgeted expenditures associated with the actions/services included for the LCAP year from all sources of funds, as reflected in the LCAP. To the extent actions/services and/or expenditures are listed in the LCAP under more than one goal, the expenditures should be counted only once.

- **Description of any use(s) of the General Fund Budget Expenditures specified above for the LCAP year not included in the LCAP:** Briefly describe expenditures included in total General Fund Expenditures that are not included in the total funds budgeted for planned actions/services for the LCAP year. (Note: The total funds budgeted for planned actions/services may include funds other than general fund expenditures.)

- **Total Projected LCFF Revenues for LCAP Year:** This amount is the total amount of LCFF funding the LEA estimates it will receive pursuant to *EC* sections 42238.02 (for school districts and charter schools) and 2574 (for county offices of education), as implemented by *EC* sections 42238.03 and 2575 for the LCAP year respectively.

Annual Update

The planned goals, expected outcomes, actions/services, and budgeted expenditures must be copied verbatim from the previous year's* approved LCAP. Minor typographical errors may be corrected.

* For example, for LCAP year 2017/18 of the 2017/18 – 2019/20 LCAP, review the goals in the 2016/17 LCAP. Moving forward, review the goals from the most recent LCAP year. For example, LCAP year 2020/21 will review goals from the 2019/20 LCAP year, which is the last year of the 2017/18 – 2019/20 LCAP.

Annual Measurable Outcomes

For each goal in the prior year, identify and review the actual measurable outcomes as compared to the expected annual measurable outcomes identified in the prior year for the goal.

Actions/Services

Identify the planned Actions/Services and the budgeted expenditures to implement these actions toward achieving the described goal. Identify the **actual** actions/services implemented to meet the described goal and the estimated actual annual expenditures to implement the actions/services. As applicable, identify any changes to the students or student groups served, or to the planned location of the actions/services provided.

Analysis

Using actual annual measurable outcome data, including data from the LCFF Evaluation Rubrics, analyze whether the planned actions/services were effective in achieving the goal. Respond to the prompts as instructed.

- Describe the overall implementation of the actions/services to achieve the articulated goal. Include a discussion of relevant challenges and successes experienced with the implementation process.
- Describe the overall effectiveness of the actions/services to achieve the articulated goal as measured by the LEA.
- Explain material differences between Budgeted Expenditures and Estimated Actual Expenditures. Minor variances in expenditures or a dollar-for-dollar accounting is not required.
- Describe any changes made to this goal, expected outcomes, metrics, or actions and services to achieve this goal as a result of this analysis and analysis of the data provided in the LCFF Evaluation Rubrics, as applicable. Identify where those changes can be found in the LCAP.

Stakeholder Engagement

Meaningful engagement of parents, students, and other stakeholders, including those representing the student groups identified by LCFF, is critical to the development of the LCAP and the budget process. *EC* identifies the minimum consultation requirements for school districts and county offices of education as consulting with teachers, principals, administrators, other school personnel, local bargaining units of the school district, parents, and pupils in developing the LCAP. *EC* requires charter schools to consult with teachers, principals, administrators, other school personnel, parents, and pupils in developing the LCAP. In addition, *EC* Section 48985 specifies the requirements for the translation of notices, reports, statements, or records sent to a parent or guardian.

The LCAP should be shared with, and LEAs should request input from, school site-level advisory groups, as applicable (e.g., school site councils, English Learner Advisory Councils, student advisory groups, etc.), to facilitate alignment between school-site and district-level goals and actions. An LEA may incorporate or reference actions described in other plans that are being undertaken to meet specific goals.

Instructions: The stakeholder engagement process is an ongoing, annual process. The requirements for this section are the same for each year of a three-year LCAP. When developing the LCAP, mark the appropriate LCAP year, and describe the stakeholder engagement process used to develop the LCAP and Annual Update. When developing the LCAP in year 2 or year 3, mark the appropriate LCAP year and replace the previous stakeholder narrative(s) and describe the stakeholder engagement process used to develop the current year LCAP and Annual Update.

School districts and county offices of education: Describe the process used to consult with the Parent Advisory Committee, the English Learner Parent Advisory Committee, parents, students, school personnel, the LEA's local bargaining units, and the community to inform the development of the LCAP and the annual review and analysis for the indicated LCAP year.

Charter schools: Describe the process used to consult with teachers, principals, administrators, other school personnel, parents, and students to inform the development of the LCAP and the annual review and analysis for the indicated LCAP year.

Describe how the consultation process impacted the development of the LCAP and annual update for the indicated LCAP year, including the goals, actions, services, and expenditures.

Goals, Actions, and Services

LEAs must include a description of the annual goals, for all students and each LCFF identified group of students, to be achieved for each state priority as applicable to type of LEA. An LEA may also include additional local priorities. This section shall also include a description of the specific planned actions an LEA will take to meet the identified goals, and a description of the expenditures required to implement the specific actions.

School districts and county offices of education: The LCAP is a three-year plan, which is reviewed and updated annually, as required.

Charter schools: The number of years addressed in the LCAP may align with the term of the charter schools budget, typically one year, which is submitted to the school's authorizer. If year 2 and/or year 3 is not applicable, charter schools must specify as such.

New, Modified, Unchanged

As part of the LCAP development process, which includes the annual update and stakeholder engagement, indicate if the goal, identified need, related state and/or local priorities, and/or expected annual measurable outcomes for the current LCAP year or future LCAP years are modified or unchanged from the previous year's LCAP; or, specify if the goal is new.

Goal

State the goal. LEAs may number the goals using the "Goal #" box for ease of reference. A goal is a broad statement that describes the desired result to which all actions/services are directed. A goal answers the question: What is the LEA seeking to achieve?

Related State and/or Local Priorities

Identify the state and/or local priorities addressed by the goal by placing a check mark next to the applicable priority or priorities. The LCAP must include goals that address each of the state priorities, as applicable to the type of LEA, and any additional local priorities; however, one goal may address multiple priorities. (Link to State Priorities)

Identified Need

Describe the needs that led to establishing the goal. The identified needs may be based on quantitative or qualitative information, including, but not limited to, results of the annual update process or performance data from the LCFF Evaluation Rubrics, as applicable.

Expected Annual Measurable Outcomes

For each LCAP year, identify the metric(s) or indicator(s) that the LEA will use to track progress toward the expected outcomes. LEAs may identify metrics for specific student groups. Include in the baseline column the most recent data associated with this metric or indicator available at the time of adoption of the LCAP for the first year of the three-year plan. The most recent data associated with a metric or indicator includes data as reported in the annual update of the LCAP year immediately preceding the three-year plan, as applicable. The baseline data shall remain unchanged throughout the three-year LCAP. In the subsequent year columns, identify the progress to be made in each year of the three-year cycle of the LCAP. Consider how expected outcomes in any given year are related to the expected outcomes for subsequent years.

The metrics may be quantitative or qualitative, but at minimum an LEA must use the applicable required metrics for the related state priorities, in each LCAP year as applicable to the type of LEA. For the student engagement priority metrics, as applicable, LEAs must calculate the rates as described in the LCAP Template Appendix, sections (a) through (d).

Planned Actions/Services

For each action/service, the LEA must complete either the section "For Actions/Services not contributing to meeting Increased or Improved Services Requirement" or the section "For Actions/Services Contributing to Meeting the Increased or Improved Services Requirement." The LEA shall not complete both sections for a single action.

For Actions/Services Not Contributing to Meeting the Increased or Improved Services Requirement

Students to be Served

The "Students to be Served" box is to be completed for all actions/services except for those which are included by the LEA as contributing to meeting the requirement to increase or improve services for unduplicated students. Indicate in this box which students will benefit from the actions/services by checking "All", "Students with Disabilities", or "Specific Student Group(s)". If "Specific Student Group(s)" is checked, identify the specific student group(s) as appropriate.

Location(s)

Identify the location where the action/services will be provided. If the services are provided to all schools within the LEA, the LEA must indicate "All Schools". If the services are provided to specific schools within the LEA or specific grade spans only, the LEA must mark "Specific Schools" or "Specific Grade Spans". Identify the individual school or a subset of schools or grade spans (e.g., all high schools or grades K-5), as appropriate.

Charter schools operating more than one site, authorized within the same charter petition, may choose to distinguish between sites by selecting "Specific Schools" and identify the site(s) where the actions/services will be provided. For charter schools operating only one site, "All Schools" and "Specific Schools" may be synonymous and, therefore, either would be appropriate. Charter schools may use either term provided they are used in a consistent manner through the LCAP.

For Actions/Services Contributing to Meeting the Increased or Improved Services Requirement:

Students to be Served

For any action/service contributing to the LEA's overall demonstration that it has increased or improved services for unduplicated students above what is provided to all students (see Demonstration of Increased or Improved Services for Unduplicated Students section, below), the LEA must identify the unduplicated student group(s) being served.

Scope of Service

For each action/service contributing to meeting the increased or improved services requirement, identify scope of service by indicating "LEA-wide", "Schoolwide", or "Limited to Unduplicated Student Group(s)". The LEA must select one of the following three options:

- If the action/service is being funded and provided to upgrade the entire educational program of the LEA, place a check mark next to "LEA-wide."
- If the action/service is being funded and provided to upgrade the entire educational program of a particular school or schools, place a check mark next to "schoolwide".
- If the action/service being funded and provided is limited to the unduplicated students identified in "Students to be Served", place a check mark next to "Limited to Student Groups".

For charter schools and single-school school districts, "LEA-wide" and "Schoolwide" may be synonymous and, therefore, either would be appropriate. For charter schools operating multiple schools (determined by a unique CDS code) under a single charter, use "LEA-wide" to refer to all schools under the charter and use "Schoolwide" to refer to a single school authorized within the same charter petition. Charter schools operating a single school may use "LEA-wide" or "Schoolwide" provided these terms are used in a consistent manner through the LCAP.

Location(s)

Identify the location where the action/services will be provided. If the services are provided to all schools within the LEA, the LEA must indicate "All Schools". If the services are provided to specific schools within the LEA or specific grade spans only, the LEA must mark "Specific Schools" or "Specific Grade Spans". Identify the individual school or a subset of schools or grade spans (e.g., all high schools or grades K-5), as appropriate.

Charter schools operating more than one site, authorized within the same charter petition, may choose to distinguish between sites by selecting "Specific Schools" and identify the site(s) where the actions/services will be provided. For charter schools operating only one site, "All Schools" and "Specific Schools" may be synonymous and, therefore, either would be appropriate. Charter schools may use either term provided they are used in a consistent manner through the LCAP.

Actions/Services

For each LCAP year, identify the actions to be performed and services provided to meet the described goal. Actions and services that are implemented to achieve the identified goal may be grouped together. LEAs may number the action/service using the "Action #" box for ease of reference.

New/Modified/Unchanged:

- Check "New" if the action/service is being added in any of the three years of the LCAP to meet the articulated goal.
- Check "Modified" if the action/service was included to meet an articulated goal and has been changed or modified in any way from the prior year description.
- Check "Unchanged" if the action/service was included to meet an articulated goal and has not been changed or modified in any way from the prior year description.
    - If a planned action/service is anticipated to remain unchanged for the duration of the plan, an LEA may check "Unchanged" and leave the subsequent year columns blank rather than having to copy/paste the action/service into the subsequent year columns. Budgeted expenditures may be treated in the same way as applicable.

Note: The goal from the prior year may or may not be included in the current three-year LCAP. For example, when developing year 1 of the LCAP, the goals articulated in year 3 of the preceding three-year LCAP will be from the prior year.

Charter schools may complete the LCAP to align with the term of the charter school's budget that is submitted to the school's authorizer. Accordingly, a charter school submitting a one-year budget to its authorizer may choose not to complete the year 2 and year 3 portions of the "Goals, Actions, and Services" section of the template. If year 2 and/or year 3 is not applicable, charter schools must specify as such.

Budgeted Expenditures

For each action/service, list and describe budgeted expenditures for each school year to implement these actions, including where those expenditures can be found in the LEA's budget. The LEA must reference all fund sources for each proposed expenditure. Expenditures must be classified using the California School Accounting Manual as required by *EC* sections 52061, 52067, and 47606.5.

Expenditures that are included more than once in an LCAP must be indicated as a duplicated expenditure and include a reference to the goal and action/service where the expenditure first appears in the LCAP.

If a county superintendent of schools has jurisdiction over a single school district, and chooses to complete a single LCAP, the LCAP must clearly articulate to which entity's budget (school district or county superintendent of schools) all budgeted expenditures are aligned.

Demonstration of Increased or Improved Services for Unduplicated Students

This section must be completed for each LCAP year. When developing the LCAP in year 2 or year 3, copy the "Demonstration of Increased or Improved Services for Unduplicated Students" table and mark the appropriate LCAP year. Using the copy of the table, complete the table as required for the current year LCAP. Retain all prior year tables for this section for each of the three years within the LCAP.

Estimated Supplemental and Concentration Grant Funds

Identify the amount of funds in the LCAP year calculated on the basis of the number and concentration of low income, foster youth, and English learner students as determined pursuant to *California Code of Regulations*, Title 5 (5 *CCR)* Section 15496(a)(5).

Percentage to Increase or Improve Services

Identify the percentage by which services for unduplicated pupils must be increased or improved as compared to the services provided to all students in the LCAP year as calculated pursuant to 5 *CCR* Section 15496(a)(7).

Consistent with the requirements of 5 *CCR* Section 15496, describe how services provided for unduplicated pupils are increased or improved by at least the percentage calculated as compared to services provided for all students in the LCAP year. To improve services means to grow services in quality and to increase services means to grow services in quantity. This description must address how the action(s)/service(s) limited for one or more unduplicated student group(s), and any schoolwide or districtwide action(s)/service(s) supported by the appropriate description, taken together, result in the required proportional increase or improvement in services for unduplicated pupils.

If the overall increased or improved services include any actions/services being funded and provided on a schoolwide or districtwide basis, identify each action/service and include the required descriptions supporting each action/service as follows.

For those services being provided on an LEA-wide basis:

- For school districts with an unduplicated pupil percentage of 55% or more, and for charter schools and county offices of education: Describe how these services are **principally directed to** and **effective in** meeting its goals for unduplicated pupils in the state and any local priorities.
- For school districts with an unduplicated pupil percentage of less than 55%: Describe how these services are **principally directed to** and **effective in** meeting its goals for unduplicated pupils in the state and any local priorities. Also describe how the services are **the most effective use of the funds to** meet these goals for its unduplicated pupils. Provide the basis for this determination, including any alternatives considered, supporting research, experience or educational theory.

For school districts only, identify in the description those services being funded and provided on a schoolwide basis, and include the required description supporting the use of the funds on a schoolwide basis:

- For schools with 40% or more enrollment of unduplicated pupils: Describe how these services are **principally directed to** and **effective in** meeting its goals for its unduplicated pupils in the state and any local priorities.
- For school districts expending funds on a schoolwide basis at a school with less than 40% enrollment of unduplicated pupils: Describe how these services are **principally directed to** and how the services are **the most effective use of the funds to** meet its goals for English learners, low income students and foster youth, in the state and any local priorities.

State Priorities

Priority 1: Basic Services addresses the degree to which:

A. Teachers in the LEA are appropriately assigned and fully credentialed in the subject area and for the pupils they are teaching;
B. Pupils in the school district have sufficient access to the standards-aligned instructional materials; and
C. School facilities are maintained in good repair.

Priority 2: Implementation of State Standards addresses:

A. The implementation of state board adopted academic content and performance standards for all students, which are:
    a. English Language Arts – Common Core State Standards (CCSS) for English Language Arts
    b. Mathematics – CCSS for Mathematics
    c. English Language Development (ELD)
    d. Career Technical Education
    e. Health Education Content Standards
    f. History-Social Science
    g. Model School Library Standards
    h. Physical Education Model Content Standards
    i. Next Generation Science Standards
    j. Visual and Performing Arts
    k. World Language; and
B. How the programs and services will enable English learners to access the CCSS and the ELD standards for purposes of gaining academic content knowledge and English language proficiency.

Priority 3: Parental Involvement addresses:

A. The efforts the school district makes to seek parent input in making decisions for the school district and each individual school site;
B. How the school district will promote parental participation in programs for unduplicated pupils; and
C. How the school district will promote parental participation in programs for individuals with exceptional needs.

Priority 4: Pupil Achievement as measured by all of the following, as applicable:

A. Statewide assessments;
B. The Academic Performance Index;
C. The percentage of pupils who have successfully completed courses that satisfy University of California (UC) or California State University (CSU) entrance requirements, or programs of study that align with state board approved career technical educational standards and framework;
D. The percentage of English learner pupils who make progress toward English proficiency as measured by the California English Language Development Test (CELDT);
E. The English learner reclassification rate;
F. The percentage of pupils who have passed an advanced placement examination with a score of 3 or higher; and
G. The percentage of pupils who participate in, and demonstrate college preparedness pursuant to, the Early Assessment Program, or any subsequent assessment of college preparedness.

Priority 5: Pupil Engagement as measured by all of the following, as applicable:

A. School attendance rates;
B. Chronic absenteeism rates;
C. Middle school dropout rates;
D. High school dropout rates; and
E. High school graduation rates;

Priority 6: School Climate as measured by all of the following, as applicable:

A. Pupil suspension rates;
B. Pupil expulsion rates; and
C. Other local measures, including surveys of pupils, parents, and teachers on the sense of safety and school connectedness.

Priority 7: Course Access addresses the extent to which pupils have access to and are enrolled in:

A. S broad course of study including courses described under *EC* sections 51210 and 51220(a)-(i), as applicable;
B. Programs and services developed and provided to unduplicated pupils; and
C. Programs and services developed and provided to individuals with exceptional needs.

Priority 8: Pupil Outcomes addresses pupil outcomes, if available, for courses described under *EC* sections 51210 and 51220(a)-(i), as applicable.

Priority 9: Coordination of Instruction of Expelled Pupils (COE Only) addresses how the county superintendent of schools will coordinate instruction of expelled pupils.

Priority 10. Coordination of Services for Foster Youth (COE Only) addresses how the county superintendent of schools will coordinate services for foster children, including:

A. Working with the county child welfare agency to minimize changes in school placement
B. Providing education-related information to the county child welfare agency to assist in the delivery of services to foster children, including educational status and progress information that is required to be included in court reports;
C. Responding to requests from the juvenile court for information and working with the juvenile court to ensure the delivery and coordination of necessary educational services; and
D. Establishing a mechanism for the efficient expeditious transfer of health and education records and the health and education passport.

Local Priorities address:

A. Local priority goals; and
B. Methods for measuring progress toward local goals.

APPENDIX A: PRIORITIES 5 AND 6 RATE CALCULATION INSTRUCTIONS

For the purposes of completing the LCAP in reference to the state priorities under *EC* sections 52060 and 52066, as applicable to type of LEA, the following shall apply:

(a) "Chronic absenteeism rate" shall be calculated as follows:

(1) The number of pupils with a primary, secondary, or short-term enrollment during the academic year (July 1 – June 30) who are chronically absent where "chronic absentee" means a pupil who is absent 10 percent or more of the schooldays in the school year when the total number of days a pupil is absent is divided by the total number of days the pupil is enrolled and school was actually taught in the total number of days the pupil is enrolled and school was actually taught in the regular day schools of the district, exclusive of Saturdays and Sundays.

(2) The unduplicated count of pupils with a primary, secondary, or short-term enrollment during the academic year (July 1 – June 30).

(3) Divide (1) by (2).

(b) "Middle School dropout rate" shall be calculated as set forth in 5 *CCR* Section 1039.1.

(c) "High school dropout rate" shall be calculated as follows:

(1) The number of cohort members who dropout by the end of year 4 in the cohort where "cohort" is defined as the number of first-time grade 9 pupils in year 1 (starting cohort) plus pupils who transfer in, minus pupils who transfer out, emigrate, or die during school years 1, 2, 3, and 4.

(2) The total number of cohort members.

(3) Divide (1) by (2).

(d) "High school graduation rate" shall be calculated as follows:

(1) The number of cohort members who earned a regular high school diploma [or earned an adult education high school diploma or passed the California High School Proficiency Exam] by the end of year 4 in the cohort where "cohort" is defined as the number of first-time grade 9 pupils in year 1 (starting cohort) plus pupils who transfer in, minus pupils who transfer out, emigrate, or die during school years 1, 2, 3, and 4.

(2) The total number of cohort members.

(3) Divide (1) by (2).

(e) "Suspension rate" shall be calculated as follows:

(1) The unduplicated count of pupils involved in one or more incidents for which the pupil was suspended during the academic year (July 1 – June 30).

(2) The unduplicated count of pupils with a primary, secondary, or short-term enrollment during the academic year (July 1 – June 30).

(3) Divide (1) by (2).

(f) "Expulsion rate" shall be calculated as follows:

(1) The unduplicated count of pupils involved in one or more incidents for which the pupil was expelled during the academic year (July 1 – June 30).

(2) The unduplicated count of pupils with a primary, secondary, or short-term enrollment during the academic year (July 1 – June 30).

(3) Divide (1) by (2).

NOTE: Authority cited: Sections 42238.07 and 52064, *Education Code*. Reference: Sections 2574, 2575, 42238.01, 42238.02, 42238.03, 42238.07, 47605, 47605.6, 47606.5, 48926, 52052, 52060, 52061, 52062, 52063, 52064, 52066, 52067, 52068, 52069, 52070, 52070.5, and 64001,; 20 U.S.C. Sections 6312 and 6314.

APPENDIX B: GUIDING QUESTIONS

Guiding Questions: Annual Review and Analysis

1) How have the actions/services addressed the needs of all pupils and did the provisions of those services result in the desired outcomes?
2) How have the actions/services addressed the needs of all subgroups of pupils identified pursuant to *EC* Section 52052, including, but not limited to, English learners, low-income pupils, and foster youth; and did the provision of those actions/services result in the desired outcomes?
3) How have the actions/services addressed the identified needs and goals of specific school sites and were these actions/services effective in achieving the desired outcomes?
4) What information (e.g., quantitative and qualitative data/metrics) was examined to review progress toward goals in the annual update?
5) What progress has been achieved toward the goal and expected measurable outcome(s)? How effective were the actions and services in making progress toward the goal? What changes to goals, actions, services, and expenditures are being made in the LCAP as a result of the review of progress and assessment of the effectiveness of the actions and services?
6) What differences are there between budgeted expenditures and estimated actual annual expenditures? What were the reasons for any differences?

Guiding Questions: Stakeholder Engagement

1) How have applicable stakeholders (e.g., parents and pupils, including parents of unduplicated pupils and unduplicated pupils identified in *EC* Section 42238.01; community members; local bargaining units; LEA personnel; county child welfare agencies; county office of education foster youth services programs, court-appointed special advocates, and other foster youth stakeholders; community organizations representing English learners; and others as appropriate) been engaged and involved in developing, reviewing, and supporting implementation of the LCAP?
2) How have stakeholders been included in the LEA's process in a timely manner to allow for engagement in the development of the LCAP?
3) What information (e.g., quantitative and qualitative data/metrics) was made available to stakeholders related to the state priorities and used by the LEA to inform the LCAP goal setting process? How was the information made available?
4) What changes, if any, were made in the LCAP prior to adoption as a result of written comments or other feedback received by the LEA through any of the LEA's engagement processes?
5) What specific actions were taken to meet statutory requirements for stakeholder engagement pursuant to *EC* sections 52062, 52068, or 47606.5, as applicable, including engagement with representatives of parents and guardians of pupils identified in *EC* Section 42238.01?
6) What specific actions were taken to consult with pupils to meet the requirements 5 *CCR* Section 15495(a)?
7) How has stakeholder involvement been continued and supported? How has the involvement of these stakeholders supported improved outcomes for pupils, including unduplicated pupils, related to the state priorities?

Guiding Questions: Goals, Actions, and Services

1) What are the LEA's goal(s) to address state priorities related to "Conditions of Learning": Basic Services (Priority 1), the Implementation of State Standards (Priority 2), and Course Access (Priority 7)?
2) What are the LEA's goal(s) to address state priorities related to "Pupil Outcomes": Pupil Achievement (Priority 4), Pupil Outcomes (Priority 8), Coordination of Instruction of Expelled Pupils (Priority 9 – COE Only), and Coordination of Services for Foster Youth (Priority 10 – COE Only)?
3) What are the LEA's goal(s) to address state priorities related to parent and pupil "Engagement": Parental Involvement (Priority 3), Pupil Engagement (Priority 5), and School Climate (Priority 6)?
4) What are the LEA's goal(s) to address any locally-identified priorities?
5) How have the unique needs of individual school sites been evaluated to inform the development of meaningful district and/or individual school site goals (e.g., input from site level advisory groups, staff, parents, community, pupils; review of school level plans; in-depth school level data analysis, etc.)?
6) What are the unique goals for unduplicated pupils as defined in *EC* Section 42238.01 and groups as defined in *EC* Section 52052 that are different from the LEA's goals for all pupils?
7) What are the specific expected measurable outcomes associated with each of the goals annually and over the term of the LCAP?
8) What information (e.g., quantitative and qualitative data/metrics) was considered/reviewed to develop goals to address each state or local priority?
9) What information was considered/reviewed for individual school sites?
10) What information was considered/reviewed for subgroups identified in *EC* Section 52052?
11) What actions/services will be provided to all pupils, to subgroups of pupils identified pursuant to *EC* Section 52052, to specific school sites, to English learners, to low-income pupils, and/or to foster youth to achieve goals identified in the LCAP?
12) How do these actions/services link to identified goals and expected measurable outcomes?
13) What expenditures support changes to actions/services as a result of the goal identified? Where can these expenditures be found in the LEA's budget?

Prepared by the California Department of Education, October 2016

SOUTH MONTEREY COUNTY JOINT UNION HIGH SCHOOL DISTRICT

GOVERNING BOARD

SUBJECT: Approval of the 2017/18 Budget

MEETING: June 26, 2017

AGENDA SECTION:

X **ACTION**

☐ **INFORMATION**

☐ **ACTION/CONSENT**

Board Goals:

X Improve, Monitor and Sustain Student Achievement
X Improve School Climate in Support of Teaching, Learning and Student Safety
X Develop/Sustain Fiscal Solvency
X Ensure that Facilities are Safe for Staff and Students
X Ensure compliance with Education/Other Codes/Updating Board Policies and Administrative Regulations

Summary:

California school districts are required under Education Code 42417 to adopt a subsequent year budget on or before July 1 of each year. The budget is submitted in the required SACS format and includes all funds of the District. By August 15 the county superintendent of schools shall either conditionally approve or disapprove a budget that does not provide adequate assurance that the district will meet its current and future obligations and resolve any problems identified in studies, reports, evaluations, or audits.

Recommendation:

It is recommended that the Board of Education approve the Budget for Fiscal Year 2017/18 Budget.

Fiscal Impact:
Balanced Budget.

Submitted By:

Sherrie S. Castellanos
Chief Business Official

Approved:

Daniel R. Moirao, Ed.D.
Superintendent

State Budget

The Governor's Budget projection for 2017/18 are higher than projected in January 2017 by an estimated $1.4 billion. This would bring the LCFF funding level to 97% of the target. This also includes an increase to the Base Grants by adding a 1.56% COLA (.08% higher than January estimate).

While the annual gap-closure percentage estimates may seem large, the remaining gap to fill has shrunk significantly. This means that gap-closure percentages will increase, yet result in a smaller actual funding increase for school districts. Our current year projected gap funding is $469,789. The Gap funding percentage for the budget year is 43.97%.

Reserves

County offices continue to reinforce the need for reserves over the minimum reserve requirements. The experience of the most recent recession has clearly demonstrated the minimum levels are insufficient to protect educational programs from severe disruption in an economic downturn. The typical 3% reserve minimum represents less than two weeks of payroll for many districts.

Many Districts have established reserve policies higher than minimum reserves, recognizing their duty to maintain fiscal solvency. The adequacy of a given reserve level should be assessed based on the LEA's own specific circumstances, and numerous reasonable models are available for consideration. Examples include:

- The Government Finance Officers Association recommends reserves equal to two months of average general fund operating expenditures, or about 17%.

- Rating agencies assess the adequacy of a district's reserves by comparing them to statewide averages, which have hovered around 15% for California unified school districts in recent years.

Still in place is the potential reserve cap triggered by Education 42127.01 (enacted with S 858, Statutes of 2015) should certain conditions exist. It is not expected to be in effect for fiscal years 2016/17 or 2017/18.

South Monterey County High School District has adopted policy that agree with the 17%.

The District's ending fund balance is $7.5 million. Out of the ending balance, our budgeted reserves for economic uncertainty is $4.7 million (17% of general fund expenditures).

Cash

The May Revise Budget proposal for 2017/18 eliminates the one-time principal apportionment deferral from June 2017 to July 2017.

Revenues

LCFF continues to be the formula to calculate the District unrestricted revenues based on Average Daily Attendance (ADA). We use the FCMAT LCFF Calculator to prepare our projections.

Special education funds were increased by COLA and Federal funds were flat.

We continue to budget the Mandate Block Grant funds. There is no budget for any One-Time Mandate Funds.

Enrollment and Average Daily Attendance.

The District has grown year-over-year. We made some significant changes to our projections after going through the elementary districts enrollment found on the CDE Data Quest. We currently are projecting for 2017/18 an District enrollment of 2377 and an ADA of 2211.

Expenditures

- Certificated
  - 2 FTE – LCAP
  - 9 FTE – Regular Education
  - 3 FTE – Special Education
  - Adjustments for Retirees
  - Adjustments for change in Adult Transition Program
    - Reduction of 1 FTE Certificated
  - Step & Column
  - 2.5% Increase to Salary Schedule
  - Statutory Benefit and Health & Welfare Increases
- Classified Staff
  - 1.63 FTE – LCAP
  - Adjustment for change in Adult Transition Program
    - Reduction of 1.63 FTE Classified
  - Step
  - 2.5% Increase to Salary Schedule
  - Statutory Benefit and Health & Welfare Increases
- Management
  - No changes in FTE's
  - Step
  - Statutory Benefit and Health & Welfare Increases

Multi-Year Assumptions

Planning Factors for 2017/18 and MYPs Key planning factors incorporated into the 2017/18 budget and multiyear projections are listed below and based on the latest information available.

Planning Factor	Fiscal Year 2017-18	2018-19	2019-20
COLA (Department of Finance - DOF)	1.56%	2.15%	2.35%
LCFF Gap Funding Percentage (DOF)	43.97%	71.53%	73.51%
STRS Employer Statutory Rates*	14.43%	16.28%	18.13%
PERS Employer Projected Rates*	15.531%	18.1%	20.8%
Lottery – unrestricted per ADA (SSC)	$144	$144	$144
Lottery – Prop. 20 per ADA (SSC)	$45	$45	$45
Mandated Cost per ADA or One-Time Allocations	None ($170/ADA but not to be received until May 2019)	None	None
Mandate Block Grant for Districts – 9-12 per ADA (SSC)	$56	$56	$56
Mandate Block Grant for Charters – 9-12 per ADA(SSC)	$42	$42	$42

SOUTH MONTEREY COUNTY JOINT UNION HIGH SCHOOL DISTRICT
800 Broadway Street, King City, CA 93930 • 831-385-0606 • FAX 831-385-0695

2017/18 Budget Report
June 26, 2017

Miscellaneous Information

	sal Assumptions
	ı High (66068) - Budget 17/18

	unding			
	2016-17	2017-18	2018-19	2019-20
Target Components:				
Base Grant	18,515,870	19,310,845	20,945,131	21,692,706
Grade Span Adjustment	481,352	503,164	543,693	564,468
Supplemental Grant	2,937,730	2,934,455	3,126,624	3,244,651
Concentration Grant	2,120,090	1,887,284	1,907,133	1,990,904
Add-ons	329,492	329,492	329,492	329,492
Total Target	24,384,534	24,965,240	26,852,073	27,822,221
Transition Components:				
Target	$ 24,384,534	$ 24,965,240	$ 26,852,073	$ 27,822,221
Floor	**22,056,041**	**23,896,809**	**25,716,522**	**26,814,923**
Applied Formula: Target or Floor	FLOOR	FLOOR	FLOOR	FLOOR
Remaining Need after Gap (informational only)	*1,047,123*	*598,642*	*323,291*	*266,833*
Current Year Gap Funding	1,281,370	469,789	812,260	740,465
Miscellaneous Adjustments	-	-	-	-
Economic Recovery Target	-	-	-	-
Additional State Aid	-	-	-	-
Total Phase-In Entitlement	**$ 23,337,411**	**$ 24,366,598**	**$ 26,528,782**	**$ 27,555,388**

	By Object Code			
	2016-17	2017-18	2018-19	2019-20
8011 - State Aid	$ 14,841,980	$ 16,113,978	$ 18,251,932	$ 19,237,807
8011 - Fair Share	-	-	-	-
8311 & 8590 - Categoricals	-	-	-	-
EPA (for LCFF Calculation purposes)	3,334,991	3,195,469	3,249,904	3,288,663
Local Revenue Sources:				
8021 to 8089 - Property Taxes	5,200,033	5,200,033	5,200,033	5,200,033
8096 - In-Lieu of Property Taxes	(39,593)	(142,882)	(173,088)	(171,115)
Property Taxes net of in-lieu	*5,160,440*	*5,057,151*	*5,026,945*	*5,028,918*
TOTAL FUNDING	$ 23,337,411	$ 24,366,598	$ 26,528,782	$ 27,555,388
Basid Aid Status	*Non-Basic Aid*	*Non-Basic Aid*	*Non-Basic Aid*	*Non-Basic Aid*
Less: Excess Taxes	$ -	$ -	$ -	$ -
Less: EPA in Excess to LCFF Funding	$ -	$ -	$ -	$ -
Total Phase-In Entitlement	***$ 23,337,411***	***$ 24,366,598***	***$ 26,528,782***	***$ 27,555,388***
8012 - EPA Receipts (for budget & cashflow)	*$ 3,360,259*	*$ 3,195,469*	*$ 3,249,904*	*$ 3,288,663*

sal Assumptions				
ı High (66068) - Budget 17/18				
ıt Population				
	2016-17	2017-18	2018-19	2019-20
Unduplicated Pupil Population				
Agency Unduplicated Pupil Count	1,632.00	1,745.43	1,843.98	1,866.61
COE Unduplicated Pupil Count	17.00	1.00	1.00	1.00
Total Unduplicated pupil Count	1,649.00	1,746.43	1,844.98	1,867.61
Rolling %, Supplemental Grant	77.3200%	74.0500%	72.7500%	72.8900%
Rolling %, Concentration Grant	77.3200%	74.0500%	72.7500%	72.8900%
FUNDED ADA				
Adjusted Base Grant ADA	*Current Year*	*Current Year*	*Current Year*	*Current Year*
Grades TK-3	-	-	-	-
Grades 4-6	-	-	-	-
Grades 7-8	-	-	-	-
Grades 9-12	2,158.53	2,216.58	2,353.65	2,381.72
Total Adjusted Base Grant ADA	***2,158.53***	***2,216.58***	***2,353.65***	***2,381.72***
Necessary Small School ADA	*Current year*	*Current year*	*Current year*	*Current year*
Grades TK-3	-	-	-	-
Grades 4-6	-	-	-	-
Grades 7-8	-	-	-	-
Grades 9-12	-	-	-	-
Total Necessary Small School ADA	-	-	-	-
Total Funded ADA	**2158.53**	**2216.58**	**2353.65**	**2381.72**
ACTUAL ADA ***(Current Year Only)***				
Grades TK-3	-	-	-	-
Grades 4-6	-	-	-	-
Grades 7-8	-	-	-	-
Grades 9-12	2,158.53	2,216.58	2,353.65	2,381.72
Total Actual ADA	**2,158.53**	**2,216.58**	**2,353.65**	**2,381.72**
Funded Difference (Funded ADA less Actual ADA)	-	-	-	-

ı or Improve Services				
	2016-17	2017-18	2018-19	2019-20
Current year estimated supplemental and concent	$ 5,057,820	$ 4,508,264	$ 5,033,757	$ 5,235,555
Current year Percentage to Increase or Improve S	28.18%	23.09%	23.78%	23.81%

SSC School District and Charter School Financial Projection Dartboard
2017-18 May Revision

This version of SSC's Financial Projection Dartboard is based on the 2017-18 May Revision. We have updated the Local Control Funding Formula (LCFF) factors. We have also updated the cost-of-living adjustment (COLA), Consumer Price Index (CPI), and ten-year T-bill planning factors per the latest economic forecasts. We rely on various state agencies and outside sources in developing these factors, but we assume responsibility for them with the understanding that they are general guidelines.

LCFF ENTITLEMENT FACTORS

Entitlement Factors per ADA	K-3	4-6	7-8	9-12
2016-17 Base Grants	$7,083	$7,189	$7,403	$8,578
COLA at 1.56%	$110	$112	$115	$134
2017-18 Base Grants	$7,193	$7,301	$7,518	$8,712

Entitlement Factors per ADA	K-3	4-6	7-8	9-12
2017-18 Base Grants	$7,193	$7,301	$7,518	$8,712
Grade Span Adjustment Factors	10.4%	-	-	2.6%
Grade Span Adjustment Amounts	$748	-	-	$227
2017-18 Adjusted Base Grants	$7,941	$7,301	$7,518	$8,939
Supplemental Grants (% Adj. Base)	20%	20%	20%	20%
Concentration Grants	50%	50%	50%	50%
Concentration Grant Threshold	55%	55%	55%	55%

LCFF DARTBOARD FACTORS

Factor	2016-17	2017-18	2018-19	2019-20	2020-21
LCFF Planning Factors	SSC Simulator	SSC Simulator	SSC Simulator[2]	SSC Simulator[2]	SSC Simulator[2]
SSC Gap Funding Percentage	55.03%	43.97%	39.03%	41.51%	44.07%
Department of Finance Gap Funding Percentage	55.03%	43.97%	71.53%	73.51%	100.00%
Gap Funding Percentage[1] (May Revise)	54.84%	43.97%	–	–	–

PLANNING FACTORS

Factor		2016-17	2017-18	2018-19	2019-20	2020-21
Statutory COLA		0.00%	1.56%	2.15%	2.35%	2.57%
COLA on state and local share only of Special Education, Child Nutrition, Foster Youth, Preschool, American Indian Education Centers/American Indian Early Childhood Education		0.00%	1.56%	2.15%	2.35%	2.57%
California CPI		2.50%	3.11%	3.19%	2.86%	2.97%
Interest Rate for Ten-Year Treasuries		2.20%	2.67%	2.90%	3.05%	3.00%
California Lottery	Unrestricted per ADA	$144	$144	$144	$144	$144
	Restricted per ADA	$45	$45	$45	$45	$45
Mandate Block Grant (District)	Grades K-8 per ADA	$28.42	$28.42	$28.42	$28.42	$28.42
	Grades 9-12 per ADA	$56	$56	$56	$56	$56
Mandate Block Grant (Charter)	Grades K-8 per ADA	$14.21	$14.21	$14.21	$14.21	$14.21
	Grades 9-12 per ADA	$42	$42	$42	$42	$42
One-Time Discretionary Funds per ADA		$214	$170[3]	–	–	–
CalPERS Employer Rate (projected)		13.888%	15.531%	18.1%	20.8%	23.8%
CalSTRS Employer Rate (statutory)		12.58%	14.43%	16.28%	18.13%	19.10%

RESERVES

State Reserve Requirement	District ADA Range	Reserve Plan
The greater of 5% or $66,000	0 to 300	SSC recommends one year's increment of planned revenue growth
The greater of 4% or $66,000	301 to 1,000	
3%	1,001 to 30,000	
2%	30,001 to 400,000	
1%	400,001 and higher	

[1] Either this percentage or the final State Budget gap percentage can be used for calculating movement toward class sizes of 24:1 at grades transitional kindergarten-3.

[2] For the forecast years, the total dollar amount needed to fund the statutory COLA is applied to the SSC LCFF Simulator.

[3] Amount is not eligible for receipt until May 2019, and LEAs should exclude from their budget and multiyear projection.

School Services of California Inc.

© 2017 School Services of California, Inc.

SOUTH MONTEREY COUNTY JOINT UNION HIGH SCHOOL DISTRICT
800 Broadway Street, King City, CA 93930 • 831-385-0606 • FAX 831-385-0695

2017/18 Budget Report
June 26, 2017

Form CI
Certification of Interim Report

ANNUAL BUDGET REPORT:
July 1, 2017 Budget Adoption

Insert "X" in applicable boxes:

[X] This budget was developed using the state-adopted Criteria and Standards. It includes the expenditures necessary to implement the Local Control and Accountability Plan (LCAP) or annual update to the LCAP that will be effective for the budget year. The budget was filed and adopted subsequent to a public hearing by the governing board of the school district pursuant to Education Code sections 33129, 42127, 52060, 52061, and 52062.

[X] If the budget includes a combined assigned and unassigned ending fund balance above the minimum recommended reserve for economic uncertainties, at its public hearing, the school district complied with the requirements of subparagraphs (B) and (C) of paragraph (2) of subdivision (a) of Education Code Section 42127.

Budget available for inspection at:

Place: 800 Broadway, King City, CA
Date: June 16, 2017

Adoption Date: June 26, 2017

Signed: _____
Clerk/Secretary of the Governing Board
(Original signature required)

Public Hearing:

Place: 800 Broadway, King City, CA
Date: June 20, 2017
Time: 8:00 a.m.

Contact person for additional information on the budget reports:

Name: Sherrie S. Castellanos
Title: Chief Business Official

Telephone: 831-385-0606
E-mail: scastellanos@smcjuhsd.org

Criteria and Standards Review Summary

The following summary is automatically completed based on data provided in the Criteria and Standards Review (Form 01CS). Criteria and standards that are "Not Met," and supplemental information and additional fiscal indicators that are "Yes," may indicate areas of potential concern for fiscal solvency purposes and should be carefully reviewed.

CRITERIA AND STANDARDS			Met	Not Met
1	Average Daily Attendance	Budgeted (funded) ADA has not been overestimated by more than the standard for the prior fiscal year, or two or more of the previous three fiscal years.	X	

CRITERIA AND STANDARDS (continued)			Met	Not Met
2	Enrollment	Enrollment has not been overestimated by more than the standard for the prior fiscal year, or two or more of the previous three fiscal years.	X	
3	ADA to Enrollment	Projected second period (P-2) ADA to enrollment ratio is consistent with historical ratios for the budget and two subsequent fiscal years.	X	
4	Local Control Funding Formula (LCFF) Revenue	Projected change in LCFF revenue is within the standard for the budget and two subsequent fiscal years.	X	
5	Salaries and Benefits	Projected ratios of total unrestricted salaries and benefits to total unrestricted general fund expenditures are consistent with historical ratios for the budget and two subsequent fiscal years.		X
6a	Other Revenues	Projected operating revenues (e.g., federal, other state, and other local) are within the standard for the budget and two subsequent fiscal years.		X
6b	Other Expenditures	Projected operating expenditures (e.g., books and supplies, and services and other operating) are within the standard for the budget and two subsequent fiscal years.		X
7	Ongoing and Major Maintenance Account	If applicable, required contribution to the ongoing and major maintenance account (i.e., restricted maintenance account) is included in the budget.	X	
8	Deficit Spending	Unrestricted deficit spending, if any, has not exceeded the standard for two or more of the last three fiscal years.	X	
9	Fund Balance	Unrestricted general fund beginning balance has not been overestimated by more than the standard for two or more of the last three fiscal years.	X	
10	Reserves	Projected available reserves (e.g., reserve for economic uncertainties, unassigned/unappropriated amounts) meet minimum requirements for the budget and two subsequent fiscal years.	X	

SUPPLEMENTAL INFORMATION			No	Yes
S1	Contingent Liabilities	Are there known or contingent liabilities (e.g., financial or program audits, litigation, state compliance reviews) that may impact the budget?	X	
S2	Using One-time Revenues to Fund Ongoing Expenditures	Are there ongoing general fund expenditures in excess of one percent of the total general fund expenditures that are funded with one-time resources?	X	
S3	Using Ongoing Revenues to Fund One-time Expenditures	Are there large non-recurring general fund expenditures that are funded with ongoing general fund revenues?		X
S4	Contingent Revenues	Are any projected revenues for the budget or two subsequent fiscal years contingent on reauthorization by the local government, special legislation, or other definitive act (e.g., parcel taxes, forest reserves)?	X	
S5	Contributions	Have contributions from unrestricted to restricted resources, or transfers to or from the general fund to cover operating deficits, changed by more than the standard for the budget or two subsequent fiscal years?	X	

SUPPLEMENTAL INFORMATION (continued)			No	Yes
S6	Long-term Commitments	Does the district have long-term (multiyear) commitments or debt agreements?		X
		• If yes, have annual payments for the budget or two subsequent fiscal years increased over prior year's (2016-17) annual payment?		X
S7a	Postemployment Benefits Other than Pensions	Does the district provide postemployment benefits other than pensions (OPEB)?		X
		• If yes, are they lifetime benefits?	X	
		• If yes, do benefits continue beyond age 65?	X	
		• If yes, are benefits funded by pay-as-you-go?		X
S7b	Other Self-insurance Benefits	Does the district provide other self-insurance benefits (e.g., workers' compensation)?	X	
S8	Status of Labor Agreements	Are salary and benefit negotiations still open for:		
		• Certificated? (Section S8A, Line 1)	X	
		• Classified? (Section S8B, Line 1)	X	
		• Management/supervisor/confidential? (Section S8C, Line 1)	n/a	
S9	Local Control and Accountability Plan (LCAP)	• Did or will the school district's governing board adopt an LCAP or approve an update to the LCAP effective for the budget year?		X
		• Approval date for adoption of the LCAP or approval of an update to the LCAP:	Jun 26, 2017	
S10	LCAP Expenditures	Does the school district's budget include the expenditures necessary to implement the LCAP or annual update to the LCAP as described in the Local Control and Accountability Plan and Annual Update Template, Section 3: Actions, Services, and Expenditures?		X

ADDITIONAL FISCAL INDICATORS			No	Yes
A1	Negative Cash Flow	Do cash flow projections show that the district will end the budget year with a negative cash balance in the general fund?	X	
A2	Independent Position Control	Is personnel position control independent from the payroll system?	X	
A3	Declining Enrollment	Is enrollment decreasing in both the prior fiscal year and budget year?	X	
A4	New Charter Schools Impacting District Enrollment	Are any new charter schools operating in district boundaries that are impacting the district's enrollment, either in the prior fiscal year or budget year?	X	
A5	Salary Increases Exceed COLA	Has the district entered into a bargaining agreement where any of the budget or subsequent fiscal years of the agreement would result in salary increases that are expected to exceed the projected state funded cost-of-living adjustment?		X

ADDITIONAL FISCAL INDICATORS (continued)			No	Yes
A6	Uncapped Health Benefits	Does the district provide uncapped (100% employer paid) health benefits for current or retired employees?	X	
A7	Independent Financial System	Is the district's financial system independent from the county office system?	X	
A8	Fiscal Distress Reports	Does the district have any reports that indicate fiscal distress? If yes, provide copies to the COE, pursuant to EC 42127.6(a).	X	
A9	Change of CBO or Superintendent	Have there been personnel changes in the superintendent or chief business official (CBO) positions within the last 12 months?		X

SOUTH MONTEREY COUNTY JOINT UNION HIGH SCHOOL DISTRICT
800 Broadway Street, King City, CA 93930 • 831-385-0606 • FAX 831-385-0695

2017/18 Budget Report
June 26, 2017

Form CC
Workers' Compensation Certification

ANNUAL CERTIFICATION REGARDING SELF-INSURED WORKERS' COMPENSATION CLAIMS

Pursuant to EC Section 42141, if a school district, either individually or as a member of a joint powers agency, is self-insured for workers' compensation claims, the superintendent of the school district annually shall provide information to the governing board of the school district regarding the estimated accrued but unfunded cost of those claims. The governing board annually shall certify to the county superintendent of schools the amount of money, if any, that it has decided to reserve in its budget for the cost of those claims.

To the County Superintendent of Schools:

(___) Our district is self-insured for workers' compensation claims as defined in Education Code Section 42141(a):

Total liabilities actuarially determined:	$
Less: Amount of total liabilities reserved in budget:	$
Estimated accrued but unfunded liabilities:	$ 0.00

(X) This school district is self-insured for workers' compensation claims through a JPA, and offers the following information:

(___) This school district is not self-insured for workers' compensation claims.

Signed _____
Clerk/Secretary of the Governing Board
(Original signature required)

Date of Meeting: Jun 26, 2017

For additional information on this certification, please contact:

Name: Sherrie S. Castellanos

Title: Chief Business Official

Telephone: 831-385-0606

E-mail: scastellanos@smcjuhsd.org

SOUTH MONTEREY COUNTY JOINT UNION HIGH SCHOOL DISTRICT
800 Broadway Street, King City, CA 93930 • 831-385-0606 • FAX 831-385-0695

2017/18 Budget Report
June 26, 2017

Fund 01
General Fund

Description	Resource Codes	Object Codes	2016-17 Estimated Actuals Unrestricted (A)	2016-17 Estimated Actuals Restricted (B)	2016-17 Estimated Actuals Total Fund col. A + B (C)	2017-18 Budget Unrestricted (D)	2017-18 Budget Restricted (E)	2017-18 Budget Total Fund col. D + E (F)	% Diff Column C & F
A. REVENUES									
1) LCFF Sources		8010-8099	23,318,918.36	0.00	23,318,918.36	24,366,598.00	0.00	24,366,598.00	4.5%
2) Federal Revenue		8100-8299	4,535.97	1,464,327.02	1,468,862.99	4,536.00	1,277,995.00	1,282,531.00	-12.7%
3) Other State Revenue		8300-8599	857,780.71	3,164,986.18	4,022,766.89	447,555.00	476,251.00	923,806.00	-77.0%
4) Other Local Revenue		8600-8799	945,167.11	1,152,960.16	2,098,127.27	642,408.00	1,039,342.00	1,681,750.00	-19.8%
5) TOTAL, REVENUES			25,126,402.15	5,782,273.36	30,908,675.51	25,461,097.00	2,793,588.00	28,254,685.00	-8.6%
B. EXPENDITURES									
1) Certificated Salaries		1000-1999	8,926,170.18	1,810,023.35	10,736,193.53	9,564,634.00	1,953,724.00	11,518,358.00	7.3%
2) Classified Salaries		2000-2999	2,359,173.29	708,986.96	3,068,160.25	2,557,024.00	776,797.00	3,333,821.00	8.7%
3) Employee Benefits		3000-3999	3,622,103.21	1,507,799.27	5,129,902.48	4,250,773.00	1,033,865.00	5,284,638.00	3.0%
4) Books and Supplies		4000-4999	1,396,897.91	958,758.72	2,355,656.63	1,439,111.00	421,994.00	1,861,105.00	-21.0%
5) Services and Other Operating Expenditures		5000-5999	2,857,705.56	3,900,714.38	6,758,419.94	2,327,592.00	1,357,790.00	3,685,382.00	-45.5%
6) Capital Outlay		6000-6999	1,339,493.00	202,079.00	1,541,572.00	288,934.00	142,558.00	431,492.00	-72.0%
7) Other Outgo (excluding Transfers of Indirect Costs)		7100-7299 7400-7499	1,478,908.00	476,349.00	1,955,257.00	1,403,435.00	662,371.00	2,065,806.00	5.7%
8) Other Outgo - Transfers of Indirect Costs		7300-7399	(63,913.00)	63,913.00	0.00	(36,376.00)	36,376.00	0.00	0.0%
9) TOTAL, EXPENDITURES			21,916,538.15	9,628,623.68	31,545,161.83	21,795,127.00	6,385,475.00	28,180,602.00	-10.7%
C. EXCESS (DEFICIENCY) OF REVENUES OVER EXPENDITURES BEFORE OTHER FINANCING SOURCES AND USES (A5 - B9)			3,209,864.00	(3,846,350.32)	(636,486.32)	3,665,970.00	(3,591,887.00)	74,083.00	-111.6%
D. OTHER FINANCING SOURCES/USES									
1) Interfund Transfers									
a) Transfers In		8900-8929	0.00	0.00	0.00	0.00	0.00	0.00	0.0%
b) Transfers Out		7600-7629	0.00	0.00	0.00	0.00	0.00	0.00	0.0%
2) Other Sources/Uses									
a) Sources		8930-8979	0.00	0.00	0.00	0.00	0.00	0.00	0.0%
b) Uses		7630-7699	0.00	0.00	0.00	0.00	0.00	0.00	0.0%
3) Contributions		8980-8999	(3,299,621.97)	3,299,621.97	0.00	(3,591,887.00)	3,591,887.00	0.00	0.0%
4) TOTAL, OTHER FINANCING SOURCES/USES			(3,299,621.97)	3,299,621.97	0.00	(3,591,887.00)	3,591,887.00	0.00	0.0%

Description	Resource Codes	Object Codes	2016-17 Estimated Actuals Unrestricted (A)	2016-17 Estimated Actuals Restricted (B)	2016-17 Estimated Actuals Total Fund col. A + B (C)	2017-18 Budget Unrestricted (D)	2017-18 Budget Restricted (E)	2017-18 Budget Total Fund col. D + E (F)	% Diff Column C & F
E. NET INCREASE (DECREASE) IN FUND BALANCE (C + D4)			(89,757.97)	(546,728.35)	(636,486.32)	74,083.00	0.00	74,083.00	-111.6%
F. FUND BALANCE, RESERVES									
1) Beginning Fund Balance									
a) As of July 1 - Unaudited		9791	7,490,722.52	666,630.96	8,157,353.48	7,400,964.55	119,902.61	7,520,867.16	-7.8%
b) Audit Adjustments		9793	0.00	0.00	0.00	0.00	0.00	0.00	0.0%
c) As of July 1 - Audited (F1a + F1b)			7,490,722.52	666,630.96	8,157,353.48	7,400,964.55	119,902.61	7,520,867.16	-7.8%
d) Other Restatements		9795	0.00	0.00	0.00	0.00	0.00	0.00	0.0%
e) Adjusted Beginning Balance (F1c + F1d)			7,490,722.52	666,630.96	8,157,353.48	7,400,964.55	119,902.61	7,520,867.16	-7.8%
2) Ending Balance, June 30 (E + F1e)			7,400,964.55	119,902.61	7,520,867.16	7,475,047.55	119,902.61	7,594,950.16	1.0%
Components of Ending Fund Balance									
a) Nonspendable									
Revolving Cash		9711	6,000.00	0.00	6,000.00	6,000.00	0.00	6,000.00	0.0%
Stores		9712	0.00	0.00	0.00	0.00	0.00	0.00	0.0%
Prepaid Expenditures		9713	7,709.01	0.00	7,709.01	0.00	0.00	0.00	-100.0%
All Others		9719	0.00	0.00	0.00	0.00	0.00	0.00	0.0%
b) Restricted		9740	0.00	119,902.61	119,902.61	0.00	119,902.61	119,902.61	0.0%
c) Committed									
Stabilization Arrangements		9750	0.00	0.00	0.00	0.00	0.00	0.00	0.0%
Other Commitments		9760	0.00	0.00	0.00	0.00	0.00	0.00	0.0%
d) Assigned									
Other Assignments		9780	301,144.52	0.00	301,144.52	334,702.52	0.00	334,702.52	11.1%
e) Unassigned/unappropriated									
Reserve for Economic Uncertainties		9789	7,086,111.02	0.00	7,086,111.02	4,790,702.34	0.00	4,790,702.34	-32.4%
Unassigned/Unappropriated Amount		9790	0.00	0.00	0.00	2,343,642.69	0.00	2,343,642.69	New

Description	Resource Codes	Object Codes	2016-17 Estimated Actuals Unrestricted (A)	Restricted (B)	Total Fund col. A + B (C)	2017-18 Budget Unrestricted (D)	Restricted (E)	Total Fund col. D + E (F)	% Diff Column C & F
G. ASSETS									
1) Cash									
a) in County Treasury		9110	11,900,149.27	(1,180,194.18)	10,719,955.09				
1) Fair Value Adjustment to Cash in County Treasury		9111	0.00	0.00	0.00				
b) in Banks		9120	0.00	0.00	0.00				
c) in Revolving Fund		9130	6,000.00	0.00	6,000.00				
d) with Fiscal Agent		9135	1,920,842.96	0.00	1,920,842.96				
e) collections awaiting deposit		9140	0.00	0.00	0.00				
2) Investments		9150	0.00	0.00	0.00				
3) Accounts Receivable		9200	(610.91)	(762.00)	(1,372.91)				
4) Due from Grantor Government		9290	0.00	0.00	0.00				
5) Due from Other Funds		9310	0.00	0.00	0.00				
6) Stores		9320	0.00	0.00	0.00				
7) Prepaid Expenditures		9330	7,709.01	0.00	7,709.01				
8) Other Current Assets		9340	0.00	0.00	0.00				
9) TOTAL, ASSETS			13,834,090.33	(1,180,956.18)	12,653,134.15				
H. DEFERRED OUTFLOWS OF RESOURCES									
1) Deferred Outflows of Resources		9490	0.00	0.00	0.00				
2) TOTAL, DEFERRED OUTFLOWS			0.00	0.00	0.00				
I. LIABILITIES									
1) Accounts Payable		9500	268,176.55	26,002.62	294,179.17				
2) Due to Grantor Governments		9590	0.00	0.00	0.00				
3) Due to Other Funds		9610	0.00	0.00	0.00				
4) Current Loans		9640	0.00	0.00	0.00				
5) Unearned Revenue		9650	0.00	0.00	0.00				
6) TOTAL, LIABILITIES			268,176.55	26,002.62	294,179.17				
J. DEFERRED INFLOWS OF RESOURCES									
1) Deferred Inflows of Resources		9690	0.00	0.00	0.00				
2) TOTAL, DEFERRED INFLOWS			0.00	0.00	0.00				
K. FUND EQUITY									
Ending Fund Balance, June 30 (G9 + H2) - (I6 + J2)			13,565,913.78	(1,206,958.80)	12,358,954.98				

Description	Resource Codes	Object Codes	2016-17 Estimated Actuals Unrestricted (A)	2016-17 Estimated Actuals Restricted (B)	2016-17 Estimated Actuals Total Fund col. A + B (C)	2017-18 Budget Unrestricted (D)	2017-18 Budget Restricted (E)	2017-18 Budget Total Fund col. D + E (F)	% Diff Column C & F
LCFF SOURCES									
Principal Apportionment State Aid - Current Year		8011	14,841,980.00	0.00	14,841,980.00	16,113,978.00	0.00	16,113,978.00	8.6%
Education Protection Account State Aid - Current Year		8012	3,334,991.00	0.00	3,334,991.00	3,195,469.00	0.00	3,195,469.00	-4.2%
State Aid - Prior Years		8019	(25,268.00)	0.00	(25,268.00)	0.00	0.00	0.00	-100.0%
Tax Relief Subventions Homeowners' Exemptions		8021	24,676.00	0.00	24,676.00	24,676.00	0.00	24,676.00	0.0%
Timber Yield Tax		8022	0.00	0.00	0.00	0.00	0.00	0.00	0.0%
Other Subventions/In-Lieu Taxes		8029	0.00	0.00	0.00	0.00	0.00	0.00	0.0%
County & District Taxes Secured Roll Taxes		8041	4,553,097.00	0.00	4,553,097.00	4,553,097.00	0.00	4,553,097.00	0.0%
Unsecured Roll Taxes		8042	173,062.00	0.00	173,062.00	173,062.00	0.00	173,062.00	0.0%
Prior Years' Taxes		8043	52,309.00	0.00	52,309.00	52,309.00	0.00	52,309.00	0.0%
Supplemental Taxes		8044	77,033.00	0.00	77,033.00	77,033.00	0.00	77,033.00	0.0%
Education Revenue Augmentation Fund (ERAF)		8045	270,768.00	0.00	270,768.00	270,768.00	0.00	270,768.00	0.0%
Community Redevelopment Funds (SB 617/699/1992)		8047	49,088.00	0.00	49,088.00	49,088.00	0.00	49,088.00	0.0%
Penalties and Interest from Delinquent Taxes		8048	6,775.36	0.00	6,775.36	0.00	0.00	0.00	-100.0%
Miscellaneous Funds (EC 41604) Royalties and Bonuses		8081	0.00	0.00	0.00	0.00	0.00	0.00	0.0%
Other In-Lieu Taxes		8082	0.00	0.00	0.00	0.00	0.00	0.00	0.0%
Less: Non-LCFF (50%) Adjustment		8089	0.00	0.00	0.00	0.00	0.00	0.00	0.0%
Subtotal, LCFF Sources			23,358,511.36	0.00	23,358,511.36	24,509,480.00	0.00	24,509,480.00	4.9%
LCFF Transfers									
Unrestricted LCFF Transfers - Current Year	0000	8091	0.00		0.00	0.00		0.00	0.0%
All Other LCFF Transfers - Current Year	All Other	8091	0.00	0.00	0.00	0.00	0.00	0.00	0.0%
Transfers to Charter Schools in Lieu of Property Taxes		8096	(39,593.00)	0.00	(39,593.00)	(142,882.00)	0.00	(142,882.00)	260.9%
Property Taxes Transfers		8097	0.00	0.00	0.00	0.00	0.00	0.00	0.0%
LCFF/Revenue Limit Transfers - Prior Years		8099	0.00	0.00	0.00	0.00	0.00	0.00	0.0%
TOTAL, LCFF SOURCES			23,318,918.36	0.00	23,318,918.36	24,366,598.00	0.00	24,366,598.00	4.5%
FEDERAL REVENUE									
Maintenance and Operations		8110	0.00	0.00	0.00	0.00	0.00	0.00	0.0%
Special Education Entitlement		8181	0.00	413,522.00	413,522.00	0.00	413,522.00	413,522.00	0.0%
Special Education Discretionary Grants		8182	0.00	0.00	0.00	0.00	0.00	0.00	0.0%
Child Nutrition Programs		8220	0.00	0.00	0.00	0.00	0.00	0.00	0.0%
Donated Food Commodities		8221	0.00	0.00	0.00	0.00	0.00	0.00	0.0%
Forest Reserve Funds		8260	4,535.97	0.00	4,535.97	4,536.00	0.00	4,536.00	0.0%
Flood Control Funds		8270	0.00	0.00	0.00	0.00	0.00	0.00	0.0%
Wildlife Reserve Funds		8280	0.00	0.00	0.00	0.00	0.00	0.00	0.0%
FEMA		8281	0.00	0.00	0.00	0.00	0.00	0.00	0.0%
Interagency Contracts Between LEAs		8285	0.00	0.00	0.00	0.00	0.00	0.00	0.0%
Pass-Through Revenues from Federal Sources		8287	0.00	0.00	0.00	0.00	0.00	0.00	0.0%
Title I, Part A, Basic	3010	8290		782,505.00	782,505.00		682,934.00	682,934.00	-12.7%
Title I, Part D, Local Delinquent Programs	3025	8290		0.00	0.00		0.00	0.00	0.0%
Title II, Part A, Educator Quality	4035	8290		81,520.02	81,520.02		53,234.00	53,234.00	-34.7%
Title III, Part A, Immigrant Education Program	4201	8290		11,717.00	11,717.00		1,000.00	1,000.00	-91.5%

Description	Resource Codes	Object Codes	2016-17 Estimated Actuals Unrestricted (A)	2016-17 Estimated Actuals Restricted (B)	2016-17 Estimated Actuals Total Fund col. A + B (C)	2017-18 Budget Unrestricted (D)	2017-18 Budget Restricted (E)	2017-18 Budget Total Fund col. D + E (F)	% Diff Column C & F
Title III, Part A, English Learner Program	4203	8290		87,646.00	87,646.00		53,688.00	53,688.00	-38.7%
Title V, Part B, Public Charter Schools Grant Program (PCSGP) (NCLB)	4610	8290		0.00	0.00		0.00	0.00	0.0%
Other NCLB / Every Student Succeeds Act	3012-3020, 3030-3199, 4036-4126, 5510	8290		0.00	0.00		0.00	0.00	0.0%
Career and Technical Education	3500-3599	8290		87,417.00	87,417.00		73,617.00	73,617.00	-15.8%
All Other Federal Revenue	All Other	8290	0.00	0.00	0.00	0.00	0.00	0.00	0.0%
TOTAL, FEDERAL REVENUE			4,535.97	1,464,327.02	1,468,862.99	4,536.00	1,277,995.00	1,282,531.00	-12.7%
OTHER STATE REVENUE									
Other State Apportionments									
ROC/P Entitlement Prior Years	6360	8319		0.00	0.00		0.00	0.00	0.0%
Special Education Master Plan Current Year	6500	8311		0.00	0.00		0.00	0.00	0.0%
Prior Years	6500	8319		0.00	0.00		0.00	0.00	0.0%
All Other State Apportionments - Current Year	All Other	8311	0.00	0.00	0.00	0.00	0.00	0.00	0.0%
All Other State Apportionments - Prior Years	All Other	8319	0.00	0.00	0.00	0.00	0.00	0.00	0.0%
Child Nutrition Programs		8520	0.00	0.00	0.00	0.00	0.00	0.00	0.0%
Mandated Costs Reimbursements		8550	550,902.00	0.00	550,902.00	120,280.00	0.00	120,280.00	-78.2%
Lottery - Unrestricted and Instructional Materials		8560	306,354.00	105,278.00	411,632.00	327,275.00	102,274.00	429,549.00	4.4%
Tax Relief Subventions Restricted Levies - Other									
Homeowners' Exemptions		8575	0.00	0.00	0.00	0.00	0.00	0.00	0.0%
Other Subventions/In-Lieu Taxes		8576	0.00	0.00	0.00	0.00	0.00	0.00	0.0%
Pass-Through Revenues from State Sources		8587	0.00	0.00	0.00	0.00	0.00	0.00	0.0%
After School Education and Safety (ASES)	6010	8590		0.00	0.00		0.00	0.00	0.0%
Charter School Facility Grant	6030	8590		0.00	0.00		0.00	0.00	0.0%
Drug/Alcohol/Tobacco Funds	6650, 6690	8590		0.00	0.00		0.00	0.00	0.0%
California Clean Energy Jobs Act	6230	8590		121,145.00	121,145.00		0.00	0.00	-100.0%
Career Technical Education Incentive Grant Program	6387	8590		332,252.00	332,252.00		252,558.00	252,558.00	-24.0%
American Indian Early Childhood Education	7210	8590		0.00	0.00		0.00	0.00	0.0%
Specialized Secondary	7370	8590		0.00	0.00		0.00	0.00	0.0%
Quality Education Investment Act	7400	8590		0.00	0.00		0.00	0.00	0.0%
Common Core State Standards Implementation	7405	8590		0.00	0.00		0.00	0.00	0.0%
All Other State Revenue	All Other	8590	524.71	2,606,311.18	2,606,835.89	0.00	121,419.00	121,419.00	-95.3%
TOTAL, OTHER STATE REVENUE			857,780.71	3,164,986.18	4,022,766.89	447,555.00	476,251.00	923,806.00	-77.0%

Description	Resource Codes	Object Codes	2016-17 Estimated Actuals Unrestricted (A)	2016-17 Estimated Actuals Restricted (B)	2016-17 Estimated Actuals Total Fund col. A + B (C)	2017-18 Budget Unrestricted (D)	2017-18 Budget Restricted (E)	2017-18 Budget Total Fund col. D + E (F)	% Diff Column C & F
OTHER LOCAL REVENUE									
Other Local Revenue									
County and District Taxes									
Other Restricted Levies									
Secured Roll		8615	0.00	0.00	0.00	0.00	0.00	0.00	0.0%
Unsecured Roll		8616	0.00	0.00	0.00	0.00	0.00	0.00	0.0%
Prior Years' Taxes		8617	0.00	0.00	0.00	0.00	0.00	0.00	0.0%
Supplemental Taxes		8618	0.00	0.00	0.00	0.00	0.00	0.00	0.0%
Non-Ad Valorem Taxes									
Parcel Taxes		8621	0.00	0.00	0.00	0.00	0.00	0.00	0.0%
Other		8622	0.00	0.00	0.00	0.00	0.00	0.00	0.0%
Community Redevelopment Funds Not Subject to LCFF Deduction		8625	222,405.36	0.00	222,405.36	0.00	0.00	0.00	-100.0%
Penalties and Interest from Delinquent Non-LCFF Taxes		8629	0.00	0.00	0.00	0.00	0.00	0.00	0.0%
Sales									
Sale of Equipment/Supplies		8631	0.00	0.00	0.00	0.00	0.00	0.00	0.0%
Sale of Publications		8632	0.00	0.00	0.00	0.00	0.00	0.00	0.0%
Food Service Sales		8634	0.00	0.00	0.00	0.00	0.00	0.00	0.0%
All Other Sales		8639	0.00	0.00	0.00	0.00	0.00	0.00	0.0%
Leases and Rentals		8650	31,756.91	0.00	31,756.91	43,000.00	0.00	43,000.00	35.4%
Interest		8660	125,097.16	36.00	125,133.16	92,103.00	0.00	92,103.00	-26.4%
Net Increase (Decrease) in the Fair Value of Investments		8662	2,423.00	0.00	2,423.00	0.00	0.00	0.00	-100.0%
Fees and Contracts									
Adult Education Fees		8671	0.00	0.00	0.00	0.00	0.00	0.00	0.0%
Non-Resident Students		8672	0.00	0.00	0.00	0.00	0.00	0.00	0.0%
Transportation Fees From Individuals		8675	0.00	0.00	0.00	0.00	0.00	0.00	0.0%
Interagency Services		8677	0.00	72,980.16	72,980.16	20,396.00	0.00	20,396.00	-72.1%
Mitigation/Developer Fees		8681	0.00	0.00	0.00	0.00	0.00	0.00	0.0%
All Other Fees and Contracts		8689	0.00	0.00	0.00	0.00	0.00	0.00	0.0%
Other Local Revenue									
Plus: Misc Funds Non-LCFF (50%) Adjustment		8691	0.00	0.00	0.00	0.00	0.00	0.00	0.0%
Pass-Through Revenues From Local Sources		8697	0.00	0.00	0.00	0.00	0.00	0.00	0.0%
All Other Local Revenue		8699	563,484.68	66,600.00	630,084.68	486,909.00	11,000.00	497,909.00	-21.0%
Tuition		8710	0.00	0.00	0.00	0.00	0.00	0.00	0.0%
All Other Transfers In		8781-8783	0.00	0.00	0.00	0.00	0.00	0.00	0.0%
Transfers of Apportionments									
Special Education SELPA Transfers									
From Districts or Charter Schools	6500	8791		0.00	0.00		0.00	0.00	0.0%
From County Offices	6500	8792		1,013,344.00	1,013,344.00		1,028,342.00	1,028,342.00	1.5%
From JPAs	6500	8793		0.00	0.00		0.00	0.00	0.0%
ROC/P Transfers									
From Districts or Charter Schools	6360	8791		0.00	0.00		0.00	0.00	0.0%
From County Offices	6360	8792		0.00	0.00		0.00	0.00	0.0%
From JPAs	6360	8793		0.00	0.00		0.00	0.00	0.0%
Other Transfers of Apportionments									
From Districts or Charter Schools	All Other	8791	0.00	0.00	0.00	0.00	0.00	0.00	0.0%
From County Offices	All Other	8792	0.00	0.00	0.00	0.00	0.00	0.00	0.0%
From JPAs	All Other	8793	0.00	0.00	0.00	0.00	0.00	0.00	0.0%
All Other Transfers In from All Others		8799	0.00	0.00	0.00	0.00	0.00	0.00	0.0%
TOTAL, OTHER LOCAL REVENUE			945,167.11	1,152,960.16	2,098,127.27	642,408.00	1,039,342.00	1,681,750.00	-19.8%
TOTAL, REVENUES			25,126,402.15	5,782,273.36	30,908,675.51	25,461,097.00	2,793,588.00	28,254,685.00	-8.6%

Description	Resource Codes	Object Codes	2016-17 Estimated Actuals Unrestricted (A)	Restricted (B)	Total Fund col. A + B (C)	2017-18 Budget Unrestricted (D)	Restricted (E)	Total Fund col. D + E (F)	% Diff Column C & F
CERTIFICATED SALARIES									
Certificated Teachers' Salaries		1100	7,406,887.85	1,292,194.35	8,699,082.20	8,197,752.00	1,447,509.00	9,645,261.00	10.9%
Certificated Pupil Support Salaries		1200	341,576.82	305,928.00	647,504.82	350,171.00	300,856.00	651,027.00	0.5%
Certificated Supervisors' and Administrators' Salaries		1300	1,051,203.51	211,901.00	1,263,104.51	916,709.00	205,359.00	1,122,068.00	-11.2%
Other Certificated Salaries		1900	126,502.00	0.00	126,502.00	100,002.00	0.00	100,002.00	-20.9%
TOTAL, CERTIFICATED SALARIES			8,926,170.18	1,810,023.35	10,736,193.53	9,564,634.00	1,953,724.00	11,518,358.00	7.3%
CLASSIFIED SALARIES									
Classified Instructional Salaries		2100	0.00	514,393.03	514,393.03	0.00	563,022.00	563,022.00	9.5%
Classified Support Salaries		2200	1,150,309.88	151,534.90	1,301,844.78	1,331,212.00	142,898.00	1,474,110.00	13.2%
Classified Supervisors' and Administrators' Salaries		2300	478,650.94	17,360.03	496,010.97	494,840.00	43,343.00	538,183.00	8.5%
Clerical, Technical and Office Salaries		2400	627,983.47	25,699.00	653,682.47	630,970.00	27,534.00	658,504.00	0.7%
Other Classified Salaries		2900	102,229.00	0.00	102,229.00	100,002.00	0.00	100,002.00	-2.2%
TOTAL, CLASSIFIED SALARIES			2,359,173.29	708,986.96	3,068,160.25	2,557,024.00	776,797.00	3,333,821.00	8.7%
EMPLOYEE BENEFITS									
STRS		3101-3102	1,081,687.94	808,809.00	1,890,496.94	1,353,366.00	273,181.00	1,626,547.00	-14.0%
PERS		3201-3202	310,189.44	98,504.16	408,693.60	407,315.00	124,267.00	531,582.00	30.1%
OASDI/Medicare/Alternative		3301-3302	326,710.04	86,286.13	412,996.17	354,898.00	91,761.00	446,659.00	8.2%
Health and Welfare Benefits		3401-3402	1,526,131.91	463,398.90	1,989,530.81	1,705,789.00	490,872.00	2,196,661.00	10.4%
Unemployment Insurance		3501-3502	13,017.57	1,346.06	14,363.63	13,697.00	1,356.00	15,053.00	4.8%
Workers' Compensation		3601-3602	216,413.31	49,347.02	265,760.33	235,261.00	52,428.00	287,689.00	8.3%
OPEB, Allocated		3701-3702	147,953.00	108.00	148,061.00	180,447.00	0.00	180,447.00	21.9%
OPEB, Active Employees		3751-3752	0.00	0.00	0.00	0.00	0.00	0.00	0.0%
Other Employee Benefits		3901-3902	0.00	0.00	0.00	0.00	0.00	0.00	0.0%
TOTAL, EMPLOYEE BENEFITS			3,622,103.21	1,507,799.27	5,129,902.48	4,250,773.00	1,033,865.00	5,284,638.00	3.0%
BOOKS AND SUPPLIES									
Approved Textbooks and Core Curricula Materials		4100	112,165.00	134,825.00	246,990.00	112,000.00	104,775.00	216,775.00	-12.2%
Books and Other Reference Materials		4200	54,989.00	113,360.00	168,349.00	40,500.00	51,647.00	92,147.00	-45.3%
Materials and Supplies		4300	693,185.49	487,830.50	1,181,015.99	679,801.00	153,256.00	833,057.00	-29.5%
Noncapitalized Equipment		4400	536,558.42	222,743.22	759,301.64	606,810.00	112,316.00	719,126.00	-5.3%
Food		4700	0.00	0.00	0.00	0.00	0.00	0.00	0.0%
TOTAL, BOOKS AND SUPPLIES			1,396,897.91	958,758.72	2,355,656.63	1,439,111.00	421,994.00	1,861,105.00	-21.0%
SERVICES AND OTHER OPERATING EXPENDITURES									
Subagreements for Services		5100	0.00	19,000.00	19,000.00	0.00	75,000.00	75,000.00	294.7%
Travel and Conferences		5200	213,034.86	184,585.58	397,620.44	153,499.00	136,183.00	289,682.00	-27.1%
Dues and Memberships		5300	76,802.77	8,420.00	85,222.77	75,467.00	0.00	75,467.00	-11.4%
Insurance		5400 - 5450	177,890.00	0.00	177,890.00	177,890.00	0.00	177,890.00	0.0%
Operations and Housekeeping Services		5500	562,017.18	0.00	562,017.18	570,720.00	0.00	570,720.00	1.5%
Rentals, Leases, Repairs, and Noncapitalized Improvements		5600	524,882.04	1,965,056.87	2,489,938.91	194,756.00	421,170.00	615,926.00	-75.3%
Transfers of Direct Costs		5710	(12,990.47)	12,990.47	0.00	(4,957.00)	4,957.00	0.00	0.0%
Transfers of Direct Costs - Interfund		5750	976.74	0.00	976.74	3,000.00	0.00	3,000.00	207.1%
Professional/Consulting Services and Operating Expenditures		5800	1,180,684.72	1,706,769.46	2,887,454.18	1,022,645.00	715,384.00	1,738,029.00	-39.8%
Communications		5900	134,407.72	3,892.00	138,299.72	134,572.00	5,096.00	139,668.00	1.0%
TOTAL, SERVICES AND OTHER OPERATING EXPENDITURES			2,857,705.56	3,900,714.38	6,758,419.94	2,327,592.00	1,357,790.00	3,685,382.00	-45.5%

Description	Resource Codes	Object Codes	2016-17 Estimated Actuals Unrestricted (A)	2016-17 Estimated Actuals Restricted (B)	2016-17 Estimated Actuals Total Fund col. A + B (C)	2017-18 Budget Unrestricted (D)	2017-18 Budget Restricted (E)	2017-18 Budget Total Fund col. D + E (F)	% Diff Column C & F
CAPITAL OUTLAY									
Land		6100	0.00	0.00	0.00	0.00	0.00	0.00	0.0%
Land Improvements		6170	0.00	0.00	0.00	0.00	0.00	0.00	0.0%
Buildings and Improvements of Buildings		6200	1,160,259.00	0.00	1,160,259.00	109,700.00	0.00	109,700.00	-90.5%
Books and Media for New School Libraries or Major Expansion of School Libraries		6300	0.00	0.00	0.00	0.00	0.00	0.00	0.0%
Equipment		6400	0.00	201,576.00	201,576.00	0.00	142,558.00	142,558.00	-29.3%
Equipment Replacement		6500	179,234.00	503.00	179,737.00	179,234.00	0.00	179,234.00	-0.3%
TOTAL, CAPITAL OUTLAY			1,339,493.00	202,079.00	1,541,572.00	288,934.00	142,558.00	431,492.00	-72.0%
OTHER OUTGO (excluding Transfers of Indirect Costs)									
Tuition									
Tuition for Instruction Under Interdistrict Attendance Agreements		7110	0.00	0.00	0.00	0.00	0.00	0.00	0.0%
State Special Schools		7130	6,943.00	0.00	6,943.00	0.00	0.00	0.00	-100.0%
Tuition, Excess Costs, and/or Deficit Payments									
Payments to Districts or Charter Schools		7141	0.00	0.00	0.00	0.00	0.00	0.00	0.0%
Payments to County Offices		7142	135,381.00	476,349.00	611,730.00	145,000.00	662,371.00	807,371.00	32.0%
Payments to JPAs		7143	0.00	0.00	0.00	0.00	0.00	0.00	0.0%
Transfers of Pass-Through Revenues									
To Districts or Charter Schools		7211	0.00	0.00	0.00	0.00	0.00	0.00	0.0%
To County Offices		7212	0.00	0.00	0.00	0.00	0.00	0.00	0.0%
To JPAs		7213	0.00	0.00	0.00	0.00	0.00	0.00	0.0%
Special Education SELPA Transfers of Apportionments									
To Districts or Charter Schools	6500	7221		0.00	0.00		0.00	0.00	0.0%
To County Offices	6500	7222		0.00	0.00		0.00	0.00	0.0%
To JPAs	6500	7223		0.00	0.00		0.00	0.00	0.0%
ROC/P Transfers of Apportionments									
To Districts or Charter Schools	6360	7221		0.00	0.00		0.00	0.00	0.0%
To County Offices	6360	7222		0.00	0.00		0.00	0.00	0.0%
To JPAs	6360	7223		0.00	0.00		0.00	0.00	0.0%
Other Transfers of Apportionments	All Other	7221-7223	0.00	0.00	0.00	0.00	0.00	0.00	0.0%
All Other Transfers		7281-7283	43,970.00	0.00	43,970.00	21,666.00	0.00	21,666.00	-50.7%
All Other Transfers Out to All Others		7299	0.00	0.00	0.00	0.00	0.00	0.00	0.0%
Debt Service									
Debt Service - Interest		7438	712,614.00	0.00	712,614.00	630,000.00	0.00	630,000.00	-11.6%
Other Debt Service - Principal		7439	580,000.00	0.00	580,000.00	606,769.00	0.00	606,769.00	4.6%
TOTAL, OTHER OUTGO (excluding Transfers of Indirect Costs)			1,478,908.00	476,349.00	1,955,257.00	1,403,435.00	662,371.00	2,065,806.00	5.7%
OTHER OUTGO - TRANSFERS OF INDIRECT COSTS									
Transfers of Indirect Costs		7310	(63,913.00)	63,913.00	0.00	(36,376.00)	36,376.00	0.00	0.0%
Transfers of Indirect Costs - Interfund		7350	0.00	0.00	0.00	0.00	0.00	0.00	0.0%
TOTAL, OTHER OUTGO - TRANSFERS OF INDIRECT COSTS			(63,913.00)	63,913.00	0.00	(36,376.00)	36,376.00	0.00	0.0%
TOTAL, EXPENDITURES			21,916,538.15	9,628,623.68	31,545,161.83	21,795,127.00	6,385,475.00	28,180,602.00	-10.7%

Description	Resource Codes	Object Codes	2016-17 Estimated Actuals Unrestricted (A)	Restricted (B)	Total Fund col. A + B (C)	2017-18 Budget Unrestricted (D)	Restricted (E)	Total Fund col. D + E (F)	% Diff Column C & F
INTERFUND TRANSFERS									
INTERFUND TRANSFERS IN									
From: Special Reserve Fund		8912	0.00	0.00	0.00	0.00	0.00	0.00	0.0%
From: Bond Interest and Redemption Fund		8914	0.00	0.00	0.00	0.00	0.00	0.00	0.0%
Other Authorized Interfund Transfers In		8919	0.00	0.00	0.00	0.00	0.00	0.00	0.0%
(a) TOTAL, INTERFUND TRANSFERS IN			0.00	0.00	0.00	0.00	0.00	0.00	0.0%
INTERFUND TRANSFERS OUT									
To: Child Development Fund		7611	0.00	0.00	0.00	0.00	0.00	0.00	0.0%
To: Special Reserve Fund		7612	0.00	0.00	0.00	0.00	0.00	0.00	0.0%
To: State School Building Fund/ County School Facilities Fund		7613	0.00	0.00	0.00	0.00	0.00	0.00	0.0%
To: Cafeteria Fund		7616	0.00	0.00	0.00	0.00	0.00	0.00	0.0%
Other Authorized Interfund Transfers Out		7619	0.00	0.00	0.00	0.00	0.00	0.00	0.0%
(b) TOTAL, INTERFUND TRANSFERS OUT			0.00	0.00	0.00	0.00	0.00	0.00	0.0%
OTHER SOURCES/USES									
SOURCES									
State Apportionments Emergency Apportionments		8931	0.00	0.00	0.00	0.00	0.00	0.00	0.0%
Proceeds									
Proceeds from Sale/Lease-Purchase of Land/Buildings		8953	0.00	0.00	0.00	0.00	0.00	0.00	0.0%
Other Sources									
Transfers from Funds of Lapsed/Reorganized LEAs		8965	0.00	0.00	0.00	0.00	0.00	0.00	0.0%
Long-Term Debt Proceeds									
Proceeds from Certificates of Participation		8971	0.00	0.00	0.00	0.00	0.00	0.00	0.0%
Proceeds from Capital Leases		8972	0.00	0.00	0.00	0.00	0.00	0.00	0.0%
Proceeds from Lease Revenue Bonds		8973	0.00	0.00	0.00	0.00	0.00	0.00	0.0%
All Other Financing Sources		8979	0.00	0.00	0.00	0.00	0.00	0.00	0.0%
(c) TOTAL, SOURCES			0.00	0.00	0.00	0.00	0.00	0.00	0.0%
USES									
Transfers of Funds from Lapsed/Reorganized LEAs		7651	0.00	0.00	0.00	0.00	0.00	0.00	0.0%
All Other Financing Uses		7699	0.00	0.00	0.00	0.00	0.00	0.00	0.0%
(d) TOTAL, USES			0.00	0.00	0.00	0.00	0.00	0.00	0.0%
CONTRIBUTIONS									
Contributions from Unrestricted Revenues		8980	(3,299,621.97)	3,299,621.97	0.00	(3,591,887.00)	3,591,887.00	0.00	0.0%
Contributions from Restricted Revenues		8990	0.00	0.00	0.00	0.00	0.00	0.00	0.0%
(e) TOTAL, CONTRIBUTIONS			(3,299,621.97)	3,299,621.97	0.00	(3,591,887.00)	3,591,887.00	0.00	0.0%
TOTAL, OTHER FINANCING SOURCES/USES (a - b + c - d + e)			(3,299,621.97)	3,299,621.97	0.00	(3,591,887.00)	3,591,887.00	0.00	0.0%

Description	Function Codes	Object Codes	2016-17 Estimated Actuals Unrestricted (A)	2016-17 Estimated Actuals Restricted (B)	2016-17 Estimated Actuals Total Fund col. A + B (C)	2017-18 Budget Unrestricted (D)	2017-18 Budget Restricted (E)	2017-18 Budget Total Fund col. D + E (F)	% Diff Column C & F
A. REVENUES									
1) LCFF Sources		8010-8099	23,318,918.36	0.00	23,318,918.36	24,366,598.00	0.00	24,366,598.00	4.5%
2) Federal Revenue		8100-8299	4,535.97	1,464,327.02	1,468,862.99	4,536.00	1,277,995.00	1,282,531.00	-12.7%
3) Other State Revenue		8300-8599	857,780.71	3,164,986.18	4,022,766.89	447,555.00	476,251.00	923,806.00	-77.0%
4) Other Local Revenue		8600-8799	945,167.11	1,152,960.16	2,098,127.27	642,408.00	1,039,342.00	1,681,750.00	-19.8%
5) TOTAL, REVENUES			25,126,402.15	5,782,273.36	30,908,675.51	25,461,097.00	2,793,588.00	28,254,685.00	-8.6%
B. EXPENDITURES (Objects 1000-7999)									
1) Instruction	1000-1999		9,924,133.05	4,555,671.36	14,479,804.41	10,984,209.00	3,610,711.00	14,594,920.00	0.8%
2) Instruction - Related Services	2000-2999		2,735,491.58	663,686.58	3,399,178.16	2,721,209.00	487,159.00	3,208,368.00	-5.6%
3) Pupil Services	3000-3999		1,677,691.62	965,163.74	2,642,855.36	1,943,179.00	734,392.00	2,677,571.00	1.3%
4) Ancillary Services	4000-4999		582,684.00	5,863.00	588,547.00	583,244.00	0.00	583,244.00	-0.9%
5) Community Services	5000-5999		0.00	14,975.00	14,975.00	0.00	0.00	0.00	-100.0%
6) Enterprise	6000-6999		0.00	0.00	0.00	0.00	0.00	0.00	0.0%
7) General Administration	7000-7999		2,193,756.70	75,731.00	2,269,487.70	2,244,553.00	36,376.00	2,280,929.00	0.5%
8) Plant Services	8000-8999		3,323,873.20	2,871,184.00	6,195,057.20	1,915,298.00	854,466.00	2,769,764.00	-55.3%
9) Other Outgo	9000-9999	Except 7600-7699	1,478,908.00	476,349.00	1,955,257.00	1,403,435.00	662,371.00	2,065,806.00	5.7%
10) TOTAL, EXPENDITURES			21,916,538.15	9,628,623.68	31,545,161.83	21,795,127.00	6,385,475.00	28,180,602.00	-10.7%
C. EXCESS (DEFICIENCY) OF REVENUES OVER EXPENDITURES BEFORE OTHER FINANCING SOURCES AND USES (A5 - B10)			3,209,864.00	(3,846,350.32)	(636,486.32)	3,665,970.00	(3,591,887.00)	74,083.00	-111.6%
D. OTHER FINANCING SOURCES/USES									
1) Interfund Transfers									
a) Transfers In		8900-8929	0.00	0.00	0.00	0.00	0.00	0.00	0.0%
b) Transfers Out		7600-7629	0.00	0.00	0.00	0.00	0.00	0.00	0.0%
2) Other Sources/Uses									
a) Sources		8930-8979	0.00	0.00	0.00	0.00	0.00	0.00	0.0%
b) Uses		7630-7699	0.00	0.00	0.00	0.00	0.00	0.00	0.0%
3) Contributions		8980-8999	(3,299,621.97)	3,299,621.97	0.00	(3,591,887.00)	3,591,887.00	0.00	0.0%
4) TOTAL, OTHER FINANCING SOURCES/USES			(3,299,621.97)	3,299,621.97	0.00	(3,591,887.00)	3,591,887.00	0.00	0.0%

Description	Function Codes	Object Codes	2016-17 Estimated Actuals Unrestricted (A)	2016-17 Estimated Actuals Restricted (B)	2016-17 Estimated Actuals Total Fund col. A + B (C)	2017-18 Budget Unrestricted (D)	2017-18 Budget Restricted (E)	2017-18 Budget Total Fund col. D + E (F)	% Diff Column C & F
E. NET INCREASE (DECREASE) IN FUND BALANCE (C + D4)			(89,757.97)	(546,728.35)	(636,486.32)	74,083.00	0.00	74,083.00	-111.6%
F. FUND BALANCE, RESERVES									
1) Beginning Fund Balance a) As of July 1 - Unaudited		9791	7,490,722.52	666,630.96	8,157,353.48	7,400,964.55	119,902.61	7,520,867.16	-7.8%
b) Audit Adjustments		9793	0.00	0.00	0.00	0.00	0.00	0.00	0.0%
c) As of July 1 - Audited (F1a + F1b)			7,490,722.52	666,630.96	8,157,353.48	7,400,964.55	119,902.61	7,520,867.16	-7.8%
d) Other Restatements		9795	0.00	0.00	0.00	0.00	0.00	0.00	0.0%
e) Adjusted Beginning Balance (F1c + F1d)			7,490,722.52	666,630.96	8,157,353.48	7,400,964.55	119,902.61	7,520,867.16	-7.8%
2) Ending Balance, June 30 (E + F1e)			7,400,964.55	119,902.61	7,520,867.16	7,475,047.55	119,902.61	7,594,950.16	1.0%
Components of Ending Fund Balance a) Nonspendable Revolving Cash		9711	6,000.00	0.00	6,000.00	6,000.00	0.00	6,000.00	0.0%
Stores		9712	0.00	0.00	0.00	0.00	0.00	0.00	0.0%
Prepaid Expenditures		9713	7,709.01	0.00	7,709.01	0.00	0.00	0.00	-100.0%
All Others		9719	0.00	0.00	0.00	0.00	0.00	0.00	0.0%
b) Restricted		9740	0.00	119,902.61	119,902.61	0.00	119,902.61	119,902.61	0.0%
c) Committed Stabilization Arrangements		9750	0.00	0.00	0.00	0.00	0.00	0.00	0.0%
Other Commitments (by Resource/Object)		9760	0.00	0.00	0.00	0.00	0.00	0.00	0.0%
d) Assigned Other Assignments (by Resource/Object)		9780	301,144.52	0.00	301,144.52	334,702.52	0.00	334,702.52	11.1%
e) Unassigned/unappropriated Reserve for Economic Uncertainties		9789	7,086,111.02	0.00	7,086,111.02	4,790,702.34	0.00	4,790,702.34	-32.4%
Unassigned/Unappropriated Amount		9790	0.00	0.00	0.00	2,343,642.69	0.00	2,343,642.69	New

Resource	Description	2016-17 Estimated Actuals	2017-18 Budget
6300	Lottery: Instructional Materials	1,077.08	1,077.08
7091		197.28	197.28
9010	Other Restricted Local	118,628.25	118,628.25
Total, Restricted Balance		119,902.61	119,902.61

SOUTH MONTEREY COUNTY JOINT UNION HIGH SCHOOL DISTRICT
800 Broadway Street, King City, CA 93930 • 831-385-0606 • FAX 831-385-0695

2017/18 Budget Report
June 26, 2017

Fund 09
Charter Schools Special Revenue Fund

Description	Resource Codes	Object Codes	2016-17 Estimated Actuals	2017-18 Budget	Percent Difference
A. REVENUES					
1) LCFF Sources		8010-8099	108,912.00	670,118.00	515.3%
2) Federal Revenue		8100-8299	0.00	6,037.00	New
3) Other State Revenue		8300-8599	2,248.00	12,115.00	438.9%
4) Other Local Revenue		8600-8799	0.00	0.00	0.0%
5) TOTAL, REVENUES			111,160.00	688,270.00	519.2%
B. EXPENDITURES					
1) Certificated Salaries		1000-1999	42,206.00	304,625.00	621.8%
2) Classified Salaries		2000-2999	3,076.00	25,000.00	712.7%
3) Employee Benefits		3000-3999	16,908.00	83,859.00	396.0%
4) Books and Supplies		4000-4999	7,526.00	78,571.00	944.0%
5) Services and Other Operating Expenditures		5000-5999	32.00	31,779.00	99209.4%
6) Capital Outlay		6000-6999	0.00	0.00	0.0%
7) Other Outgo (excluding Transfers of Indirect Costs)		7100-7299, 7400-7499	0.00	20,396.00	New
8) Other Outgo - Transfers of Indirect Costs		7300-7399	0.00	0.00	0.0%
9) TOTAL, EXPENDITURES			69,748.00	544,230.00	680.3%
C. EXCESS (DEFICIENCY) OF REVENUES OVER EXPENDITURES BEFORE OTHER FINANCING SOURCES AND USES (A5 - B9)			41,412.00	144,040.00	247.8%
D. OTHER FINANCING SOURCES/USES					
1) Interfund Transfers					
a) Transfers In		8900-8929	0.00	0.00	0.0%
b) Transfers Out		7600-7629	0.00	0.00	0.0%
2) Other Sources/Uses					
a) Sources		8930-8979	0.00	0.00	0.0%
b) Uses		7630-7699	0.00	0.00	0.0%
3) Contributions		8980-8999	0.00	0.00	0.0%
4) TOTAL, OTHER FINANCING SOURCES/USES			0.00	0.00	0.0%

Description	Resource Codes	Object Codes	2016-17 Estimated Actuals	2017-18 Budget	Percent Difference
E. NET INCREASE (DECREASE) IN FUND BALANCE (C + D4)			41,412.00	144,040.00	247.8%
F. FUND BALANCE, RESERVES					
1) Beginning Fund Balance					
a) As of July 1 - Unaudited		9791	0.00	41,412.00	New
b) Audit Adjustments		9793	0.00	0.00	0.0%
c) As of July 1 - Audited (F1a + F1b)			0.00	41,412.00	New
d) Other Restatements		9795	0.00	0.00	0.0%
e) Adjusted Beginning Balance (F1c + F1d)			0.00	41,412.00	New
2) Ending Balance, June 30 (E + F1e)			41,412.00	185,452.00	347.8%
Components of Ending Fund Balance					
a) Nonspendable					
Revolving Cash		9711	0.00	0.00	0.0%
Stores		9712	0.00	0.00	0.0%
Prepaid Expenditures		9713	0.00	0.00	0.0%
All Others		9719	0.00	0.00	0.0%
b) Restricted		9740	0.00	0.00	0.0%
c) Committed					
Stabilization Arrangements		9750	0.00	0.00	0.0%
Other Commitments		9760	0.00	0.00	0.0%
d) Assigned					
Other Assignments		9780	41,412.00	185,452.00	347.8%
e) Unassigned/Unappropriated					
Reserve for Economic Uncertainties		9789	0.00	0.00	0.0%
Unassigned/Unappropriated Amount		9790	0.00	0.00	0.0%

Description	Resource Codes	Object Codes	2016-17 Estimated Actuals	2017-18 Budget	Percent Difference
G. ASSETS					
1) Cash					
a) in County Treasury		9110	(13,987.86)		
1) Fair Value Adjustment to Cash in County Treasury		9111	0.00		
b) in Banks		9120	0.00		
c) in Revolving Fund		9130	0.00		
d) with Fiscal Agent		9135	0.00		
e) collections awaiting deposit		9140	0.00		
2) Investments		9150	0.00		
3) Accounts Receivable		9200	0.00		
4) Due from Grantor Government		9290	0.00		
5) Due from Other Funds		9310	0.00		
6) Stores		9320	0.00		
7) Prepaid Expenditures		9330	0.00		
8) Other Current Assets		9340	0.00		
9) TOTAL, ASSETS			(13,987.86)		
H. DEFERRED OUTFLOWS OF RESOURCES					
1) Deferred Outflows of Resources		9490	0.00		
2) TOTAL, DEFERRED OUTFLOWS			0.00		
I. LIABILITIES					
1) Accounts Payable		9500	0.00		
2) Due to Grantor Governments		9590	0.00		
3) Due to Other Funds		9610	0.00		
4) Current Loans		9640	0.00		
5) Unearned Revenue		9650	0.00		
6) TOTAL, LIABILITIES			0.00		
J. DEFERRED INFLOWS OF RESOURCES					
1) Deferred Inflows of Resources		9690	0.00		
2) TOTAL, DEFERRED INFLOWS			0.00		
K. FUND EQUITY					
Ending Fund Balance, June 30 (G9 + H2) - (I6 + J2)			(13,987.86)		

Description	Resource Codes	Object Codes	2016-17 Estimated Actuals	2017-18 Budget	Percent Difference
LCFF SOURCES					
Principal Apportionment State Aid - Current Year		8011	80,176.00	514,960.00	542.3%
Education Protection Account State Aid - Current Year		8012	2,278.00	12,276.00	438.9%
State Aid - Prior Years		8019	0.00	0.00	0.0%
LCFF Transfers					
Unrestricted LCFF Transfers - Current Year	0000	8091	0.00	0.00	0.0%
All Other LCFF Transfers - Current Year	All Other	8091	0.00	0.00	0.0%
Transfers to Charter Schools in Lieu of Property Taxes		8096	26,458.00	142,882.00	440.0%
Property Taxes Transfers		8097	0.00	0.00	0.0%
LCFF/Revenue Limit Transfers - Prior Years		8099	0.00	0.00	0.0%
TOTAL, LCFF SOURCES			108,912.00	670,118.00	515.3%
FEDERAL REVENUE					
Maintenance and Operations		8110	0.00	0.00	0.0%
Special Education Entitlement		8181	0.00	0.00	0.0%
Special Education Discretionary Grants		8182	0.00	0.00	0.0%
Child Nutrition Programs		8220	0.00	0.00	0.0%
Donated Food Commodities		8221	0.00	0.00	0.0%
Interagency Contracts Between LEAs		8285	0.00	0.00	0.0%
Title I, Part A, Basic	3010	8290	0.00	6,037.00	New
Title I, Part D, Local Delinquent Programs	3025	8290	0.00	0.00	0.0%
Title II, Part A, Educator Quality	4035	8290	0.00	0.00	0.0%
Title III, Part A, Immigrant Education Program	4201	8290	0.00	0.00	0.0%
Title III, Part A, English Learner Program	4203	8290	0.00	0.00	0.0%
Title V, Part B, Public Charter Schools Grant Program (PCSGP) (NCLB)	4610	8290	0.00	0.00	0.0%
Other NCLB / Every Student Succeeds Act	3012-3020, 3030-3199, 4036-4126, 5510	8290	0.00	0.00	0.0%
Career and Technical Education	3500-3599	8290	0.00	0.00	0.0%
All Other Federal Revenue	All Other	8290	0.00	0.00	0.0%
TOTAL, FEDERAL REVENUE			0.00	6,037.00	New

Description	Resource Codes	Object Codes	2016-17 Estimated Actuals	2017-18 Budget	Percent Difference
OTHER STATE REVENUE					
Other State Apportionments					
Special Education Master Plan Current Year	6500	8311	0.00	0.00	0.0%
Prior Years	6500	8319	0.00	0.00	0.0%
All Other State Apportionments - Current Year	All Other	8311	0.00	0.00	0.0%
All Other State Apportionments - Prior Years	All Other	8319	0.00	0.00	0.0%
Child Nutrition Programs		8520	0.00	0.00	0.0%
Mandated Costs Reimbursements		8550	0.00	0.00	0.0%
Lottery - Unrestricted and Instructional Materials		8560	2,248.00	12,115.00	438.9%
After School Education and Safety (ASES)	6010	8590	0.00	0.00	0.0%
Charter School Facility Grant	6030	8590	0.00	0.00	0.0%
Drug/Alcohol/Tobacco Funds	6690	8590	0.00	0.00	0.0%
California Clean Energy Jobs Act	6230	8590	0.00	0.00	0.0%
Career Technical Education Incentive Grant Program	6387	8590	0.00	0.00	0.0%
Specialized Secondary	7370	8590	0.00	0.00	0.0%
Quality Education Investment Act	7400	8590	0.00	0.00	0.0%
Common Core State Standards Implementation Funds	7405	8590	0.00	0.00	0.0%
All Other State Revenue	All Other	8590	0.00	0.00	0.0%
TOTAL, OTHER STATE REVENUE			2,248.00	12,115.00	438.9%

Description	Resource Codes	Object Codes	2016-17 Estimated Actuals	2017-18 Budget	Percent Difference
OTHER LOCAL REVENUE					
Sales					
Sale of Equipment/Supplies		8631	0.00	0.00	0.0%
Sale of Publications		8632	0.00	0.00	0.0%
Food Service Sales		8634	0.00	0.00	0.0%
All Other Sales		8639	0.00	0.00	0.0%
Leases and Rentals		8650	0.00	0.00	0.0%
Interest		8660	0.00	0.00	0.0%
Net Increase (Decrease) in the Fair Value of Investments		8662	0.00	0.00	0.0%
Fees and Contracts					
Child Development Parent Fees		8673	0.00	0.00	0.0%
Transportation Fees From Individuals		8675	0.00	0.00	0.0%
Interagency Services		8677	0.00	0.00	0.0%
All Other Fees and Contracts		8689	0.00	0.00	0.0%
All Other Local Revenue		8699	0.00	0.00	0.0%
Tuition		8710	0.00	0.00	0.0%
All Other Transfers In		8781-8783	0.00	0.00	0.0%
Transfers of Apportionments					
Special Education SELPA Transfers					
From Districts or Charter Schools	6500	8791	0.00	0.00	0.0%
From County Offices	6500	8792	0.00	0.00	0.0%
From JPAs	6500	8793	0.00	0.00	0.0%
Other Transfers of Apportionments					
From Districts or Charter Schools	All Other	8791	0.00	0.00	0.0%
From County Offices	All Other	8792	0.00	0.00	0.0%
From JPAs	All Other	8793	0.00	0.00	0.0%
All Other Transfers In from All Others		8799	0.00	0.00	0.0%
TOTAL, OTHER LOCAL REVENUE			0.00	0.00	0.0%
TOTAL, REVENUES			111,160.00	688,270.00	519.2%

Description	Resource Codes	Object Codes	2016-17 Estimated Actuals	2017-18 Budget	Percent Difference
CERTIFICATED SALARIES					
Certificated Teachers' Salaries		1100	36,798.00	297,409.00	708.2%
Certificated Pupil Support Salaries		1200	0.00	0.00	0.0%
Certificated Supervisors' and Administrators' Salaries		1300	5,408.00	7,216.00	33.4%
Other Certificated Salaries		1900	0.00	0.00	0.0%
TOTAL, CERTIFICATED SALARIES			42,206.00	304,625.00	621.8%
CLASSIFIED SALARIES					
Classified Instructional Salaries		2100	0.00	0.00	0.0%
Classified Support Salaries		2200	0.00	0.00	0.0%
Classified Supervisors' and Administrators' Salaries		2300	0.00	0.00	0.0%
Clerical, Technical and Office Salaries		2400	3,076.00	25,000.00	712.7%
Other Classified Salaries		2900	0.00	0.00	0.0%
TOTAL, CLASSIFIED SALARIES			3,076.00	25,000.00	712.7%
EMPLOYEE BENEFITS					
STRS		3101-3102	5,302.00	53,392.00	907.0%
PERS		3201-3202	428.00	3,750.00	776.2%
OASDI/Medicare/Alternative		3301-3302	847.00	2,326.00	174.6%
Health and Welfare Benefits		3401-3402	9,426.00	22,683.00	140.6%
Unemployment Insurance		3501-3502	24.00	53.00	120.8%
Workers' Compensation		3601-3602	881.00	1,655.00	87.9%
OPEB, Allocated		3701-3702	0.00	0.00	0.0%
OPEB, Active Employees		3751-3752	0.00	0.00	0.0%
Other Employee Benefits		3901-3902	0.00	0.00	0.0%
TOTAL, EMPLOYEE BENEFITS			16,908.00	83,859.00	396.0%
BOOKS AND SUPPLIES					
Approved Textbooks and Core Curricula Materials		4100	1,835.00	2,884.00	57.2%
Books and Other Reference Materials		4200	0.00	0.00	0.0%
Materials and Supplies		4300	5,691.00	35,687.00	527.1%
Noncapitalized Equipment		4400	0.00	40,000.00	New
Food		4700	0.00	0.00	0.0%
TOTAL, BOOKS AND SUPPLIES			7,526.00	78,571.00	944.0%

Description	Resource Codes	Object Codes	2016-17 Estimated Actuals	2017-18 Budget	Percent Difference
SERVICES AND OTHER OPERATING EXPENDITURES					
Subagreements for Services		5100	0.00	0.00	0.0%
Travel and Conferences		5200	0.00	1,705.00	New
Dues and Memberships		5300	0.00	0.00	0.0%
Insurance		5400-5450	0.00	0.00	0.0%
Operations and Housekeeping Services		5500	0.00	0.00	0.0%
Rentals, Leases, Repairs, and Noncapitalized Improvements		5600	0.00	0.00	0.0%
Transfers of Direct Costs		5710	0.00	0.00	0.0%
Transfers of Direct Costs - Interfund		5750	0.00	0.00	0.0%
Professional/Consulting Services and Operating Expenditures		5800	0.00	30,000.00	New
Communications		5900	32.00	74.00	131.3%
TOTAL, SERVICES AND OTHER OPERATING EXPENDITURES			32.00	31,779.00	99209.4%
CAPITAL OUTLAY					
Land		6100	0.00	0.00	0.0%
Land Improvements		6170	0.00	0.00	0.0%
Buildings and Improvements of Buildings		6200	0.00	0.00	0.0%
Books and Media for New School Libraries or Major Expansion of School Libraries		6300	0.00	0.00	0.0%
Equipment		6400	0.00	0.00	0.0%
Equipment Replacement		6500	0.00	0.00	0.0%
TOTAL, CAPITAL OUTLAY			0.00	0.00	0.0%

Description	Resource Codes	Object Codes	2016-17 Estimated Actuals	2017-18 Budget	Percent Difference
OTHER OUTGO (excluding Transfers of Indirect Costs)					
Tuition					
Tuition for Instruction Under Interdistrict Attendance Agreements		7110	0.00	0.00	0.0%
Tuition, Excess Costs, and/or Deficit Payments					
Payments to Districts or Charter Schools		7141	0.00	0.00	0.0%
Payments to County Offices		7142	0.00	0.00	0.0%
Payments to JPAs		7143	0.00	0.00	0.0%
Other Transfers Out					
All Other Transfers		7281-7283	0.00	20,396.00	New
All Other Transfers Out to All Others		7299	0.00	0.00	0.0%
Debt Service					
Debt Service - Interest		7438	0.00	0.00	0.0%
Other Debt Service - Principal		7439	0.00	0.00	0.0%
TOTAL, OTHER OUTGO (excluding Transfers of Indirect Costs)			0.00	20,396.00	New
OTHER OUTGO - TRANSFERS OF INDIRECT COSTS					
Transfers of Indirect Costs		7310	0.00	0.00	0.0%
Transfers of Indirect Costs - Interfund		7350	0.00	0.00	0.0%
TOTAL, OTHER OUTGO - TRANSFERS OF INDIRECT COSTS			0.00	0.00	0.0%
TOTAL, EXPENDITURES			69,748.00	544,230.00	680.3%

Description	Resource Codes	Object Codes	2016-17 Estimated Actuals	2017-18 Budget	Percent Difference
INTERFUND TRANSFERS					
INTERFUND TRANSFERS IN					
Other Authorized Interfund Transfers In		8919	0.00	0.00	0.0%
(a) TOTAL, INTERFUND TRANSFERS IN			0.00	0.00	0.0%
INTERFUND TRANSFERS OUT					
Other Authorized Interfund Transfers Out		7619	0.00	0.00	0.0%
(b) TOTAL, INTERFUND TRANSFERS OUT			0.00	0.00	0.0%
OTHER SOURCES/USES					
SOURCES					
Other Sources					
Transfers from Funds of Lapsed/Reorganized LEAs		8965	0.00	0.00	0.0%
Long-Term Debt Proceeds					
Proceeds from Capital Leases		8972	0.00	0.00	0.0%
All Other Financing Sources		8979	0.00	0.00	0.0%
(c) TOTAL, SOURCES			0.00	0.00	0.0%
USES					
Transfers of Funds from Lapsed/Reorganized LEAs		7651	0.00	0.00	0.0%
All Other Financing Uses		7699	0.00	0.00	0.0%
(d) TOTAL, USES			0.00	0.00	0.0%
CONTRIBUTIONS					
Contributions from Unrestricted Revenues		8980	0.00	0.00	0.0%
Contributions from Restricted Revenues		8990	0.00	0.00	0.0%
(e) TOTAL, CONTRIBUTIONS			0.00	0.00	0.0%
TOTAL, OTHER FINANCING SOURCES/USES (a - b + c - d + e)			0.00	0.00	0.0%

Description	Function Codes	Object Codes	2016-17 Estimated Actuals	2017-18 Budget	Percent Difference
A. REVENUES					
1) LCFF Sources		8010-8099	108,912.00	670,118.00	515.3%
2) Federal Revenue		8100-8299	0.00	6,037.00	New
3) Other State Revenue		8300-8599	2,248.00	12,115.00	438.9%
4) Other Local Revenue		8600-8799	0.00	0.00	0.0%
5) TOTAL, REVENUES			111,160.00	688,270.00	519.2%
B. EXPENDITURES (Objects 1000-7999)					
1) Instruction	1000-1999		55,454.00	474,380.00	755.4%
2) Instruction - Related Services	2000-2999		14,294.00	49,454.00	246.0%
3) Pupil Services	3000-3999		0.00	0.00	0.0%
4) Ancillary Services	4000-4999		0.00	0.00	0.0%
5) Community Services	5000-5999		0.00	0.00	0.0%
6) Enterprise	6000-6999		0.00	0.00	0.0%
7) General Administration	7000-7999		0.00	0.00	0.0%
8) Plant Services	8000-8999		0.00	0.00	0.0%
9) Other Outgo	9000-9999	Except 7600-7699	0.00	20,396.00	New
10) TOTAL, EXPENDITURES			69,748.00	544,230.00	680.3%
C. EXCESS (DEFICIENCY) OF REVENUES OVER EXPENDITURES BEFORE OTHER FINANCING SOURCES AND USES (A5 - B10)			41,412.00	144,040.00	247.8%
D. OTHER FINANCING SOURCES/USES					
1) Interfund Transfers					
a) Transfers In		8900-8929	0.00	0.00	0.0%
b) Transfers Out		7600-7629	0.00	0.00	0.0%
2) Other Sources/Uses					
a) Sources		8930-8979	0.00	0.00	0.0%
b) Uses		7630-7699	0.00	0.00	0.0%
3) Contributions		8980-8999	0.00	0.00	0.0%
4) TOTAL, OTHER FINANCING SOURCES/USES			0.00	0.00	0.0%

Description	Function Codes	Object Codes	2016-17 Estimated Actuals	2017-18 Budget	Percent Difference
E. NET INCREASE (DECREASE) IN FUND BALANCE (C + D4)			41,412.00	144,040.00	247.8%
F. FUND BALANCE, RESERVES					
1) Beginning Fund Balance					
a) As of July 1 - Unaudited		9791	0.00	41,412.00	New
b) Audit Adjustments		9793	0.00	0.00	0.0%
c) As of July 1 - Audited (F1a + F1b)			0.00	41,412.00	New
d) Other Restatements		9795	0.00	0.00	0.0%
e) Adjusted Beginning Balance (F1c + F1d)			0.00	41,412.00	New
2) Ending Balance, June 30 (E + F1e)			41,412.00	185,452.00	347.8%
Components of Ending Fund Balance					
a) Nonspendable					
Revolving Cash		9711	0.00	0.00	0.0%
Stores		9712	0.00	0.00	0.0%
Prepaid Expenditures		9713	0.00	0.00	0.0%
All Others		9719	0.00	0.00	0.0%
b) Restricted		9740	0.00	0.00	0.0%
c) Committed					
Stabilization Arrangements		9750	0.00	0.00	0.0%
Other Commitments (by Resource/Object)		9760	0.00	0.00	0.0%
d) Assigned					
Other Assignments (by Resource/Object)		9780	41,412.00	185,452.00	347.8%
e) Unassigned/Unappropriated					
Reserve for Economic Uncertainties		9789	0.00	0.00	0.0%
Unassigned/Unappropriated Amount		9790	0.00	0.00	0.0%

Resource	Description	2016-17 Estimated Actuals	2017-18 Budget
Total, Restricted Balance		0.00	0.00

SOUTH MONTEREY COUNTY JOINT UNION HIGH SCHOOL DISTRICT
800 Broadway Street, King City, CA 93930 • 831-385-0606 • FAX 831-385-0695

2017/18 Budget Report
June 26, 2017

Fund 11
Adult Education Fund

Description	Resource Codes	Object Codes	2016-17 Estimated Actuals	2017-18 Budget	Percent Difference
A. REVENUES					
1) LCFF Sources		8010-8099	0.00	0.00	0.0%
2) Federal Revenue		8100-8299	0.00	0.00	0.0%
3) Other State Revenue		8300-8599	78,500.00	130,620.00	66.4%
4) Other Local Revenue		8600-8799	0.00	0.00	0.0%
5) TOTAL, REVENUES			78,500.00	130,620.00	66.4%
B. EXPENDITURES					
1) Certificated Salaries		1000-1999	43,729.00	70,324.00	60.8%
2) Classified Salaries		2000-2999	7,500.00	15,430.00	105.7%
3) Employee Benefits		3000-3999	8,192.00	27,366.00	234.1%
4) Books and Supplies		4000-4999	22,793.00	9,500.00	-58.3%
5) Services and Other Operating Expenditures		5000-5999	20,925.20	8,000.00	-61.8%
6) Capital Outlay		6000-6999	0.00	0.00	0.0%
7) Other Outgo (excluding Transfers of Indirect Costs)		7100-7299, 7400-7499	0.00	0.00	0.0%
8) Other Outgo - Transfers of Indirect Costs		7300-7399	0.00	0.00	0.0%
9) TOTAL, EXPENDITURES			103,139.20	130,620.00	26.6%
C. EXCESS (DEFICIENCY) OF REVENUES OVER EXPENDITURES BEFORE OTHER FINANCING SOURCES AND USES (A5 - B9)			(24,639.20)	0.00	-100.0%
D. OTHER FINANCING SOURCES/USES					
1) Interfund Transfers					
a) Transfers In		8900-8929	0.00	0.00	0.0%
b) Transfers Out		7600-7629	0.00	0.00	0.0%
2) Other Sources/Uses					
a) Sources		8930-8979	0.00	0.00	0.0%
b) Uses		7630-7699	0.00	0.00	0.0%
3) Contributions		8980-8999	0.00	0.00	0.0%
4) TOTAL, OTHER FINANCING SOURCES/USES			0.00	0.00	0.0%

Description	Resource Codes	Object Codes	2016-17 Estimated Actuals	2017-18 Budget	Percent Difference
E. NET INCREASE (DECREASE) IN FUND BALANCE (C + D4)			(24,639.20)	0.00	-100.0%
F. FUND BALANCE, RESERVES					
1) Beginning Fund Balance					
a) As of July 1 - Unaudited		9791	24,639.20	0.00	-100.0%
b) Audit Adjustments		9793	0.00	0.00	0.0%
c) As of July 1 - Audited (F1a + F1b)			24,639.20	0.00	-100.0%
d) Other Restatements		9795	0.00	0.00	0.0%
e) Adjusted Beginning Balance (F1c + F1d)			24,639.20	0.00	-100.0%
2) Ending Balance, June 30 (E + F1e)			0.00	0.00	0.0%
Components of Ending Fund Balance					
a) Nonspendable					
Revolving Cash		9711	0.00	0.00	0.0%
Stores		9712	0.00	0.00	0.0%
Prepaid Expenditures		9713	0.00	0.00	0.0%
All Others		9719	0.00	0.00	0.0%
b) Restricted		9740	0.00	0.00	0.0%
c) Committed					
Stabilization Arrangements		9750	0.00	0.00	0.0%
Other Commitments		9760	0.00	0.00	0.0%
d) Assigned					
Other Assignments		9780	0.00	0.00	0.0%
e) Unassigned/Unappropriated					
Reserve for Economic Uncertainties		9789	0.00	0.00	0.0%
Unassigned/Unappropriated Amount		9790	0.00	0.00	0.0%

Description	Resource Codes	Object Codes	2016-17 Estimated Actuals	2017-18 Budget	Percent Difference
G. ASSETS					
1) Cash					
a) in County Treasury		9110	(64,146.25)		
1) Fair Value Adjustment to Cash in County Treasury		9111	0.00		
b) in Banks		9120	0.00		
c) in Revolving Fund		9130	0.00		
d) with Fiscal Agent		9135	0.00		
e) collections awaiting deposit		9140	0.00		
2) Investments		9150	0.00		
3) Accounts Receivable		9200	61,734.31		
4) Due from Grantor Government		9290	0.00		
5) Due from Other Funds		9310	0.00		
6) Stores		9320	0.00		
7) Prepaid Expenditures		9330	0.00		
8) Other Current Assets		9340	0.00		
9) TOTAL, ASSETS			(2,411.94)		
H. DEFERRED OUTFLOWS OF RESOURCES					
1) Deferred Outflows of Resources		9490	0.00		
2) TOTAL, DEFERRED OUTFLOWS			0.00		
I. LIABILITIES					
1) Accounts Payable		9500	7.57		
2) Due to Grantor Governments		9590	0.00		
3) Due to Other Funds		9610	0.00		
4) Current Loans		9640			
5) Unearned Revenue		9650	0.00		
6) TOTAL, LIABILITIES			7.57		
J. DEFERRED INFLOWS OF RESOURCES					
1) Deferred Inflows of Resources		9690	0.00		
2) TOTAL, DEFERRED INFLOWS			0.00		
K. FUND EQUITY					
Ending Fund Balance, June 30 (G9 + H2) - (I6 + J2)			(2,419.51)		

Description	Resource Codes	Object Codes	2016-17 Estimated Actuals	2017-18 Budget	Percent Difference
LCFF SOURCES					
LCFF Transfers					
LCFF Transfers - Current Year		8091	0.00	0.00	0.0%
LCFF/Revenue Limit Transfers - Prior Years		8099	0.00	0.00	0.0%
TOTAL, LCFF SOURCES			0.00	0.00	0.0%
FEDERAL REVENUE					
Interagency Contracts Between LEAs		8285	0.00	0.00	0.0%
No Child Left Behind	3105, 4045	8290	0.00	0.00	0.0%
Career and Technical Education	3500-3599	8290	0.00	0.00	0.0%
All Other Federal Revenue	All Other	8290	0.00	0.00	0.0%
TOTAL, FEDERAL REVENUE			0.00	0.00	0.0%
OTHER STATE REVENUE					
Other State Apportionments					
All Other State Apportionments - Current Year		8311	0.00	0.00	0.0%
All Other State Apportionments - Prior Years		8319	0.00	0.00	0.0%
Pass-Through Revenues from State Sources		8587	0.00	0.00	0.0%
Adult Education Block Grant Program	6391	8590	78,500.00	130,620.00	66.4%
All Other State Revenue	All Other	8590	0.00	0.00	0.0%
TOTAL, OTHER STATE REVENUE			78,500.00	130,620.00	66.4%

Description	Resource Codes	Object Codes	2016-17 Estimated Actuals	2017-18 Budget	Percent Difference
OTHER LOCAL REVENUE					
Other Local Revenue					
Sales					
Sale of Equipment/Supplies		8631	0.00	0.00	0.0%
Leases and Rentals		8650	0.00	0.00	0.0%
Interest		8660	0.00	0.00	0.0%
Net Increase (Decrease) in the Fair Value of Investments		8662	0.00	0.00	0.0%
Fees and Contracts					
Adult Education Fees		8671	0.00	0.00	0.0%
Interagency Services		8677	0.00	0.00	0.0%
Other Local Revenue					
All Other Local Revenue		8699	0.00	0.00	0.0%
Tuition		8710	0.00	0.00	0.0%
TOTAL, OTHER LOCAL REVENUE			0.00	0.00	0.0%
TOTAL, REVENUES			78,500.00	130,620.00	66.4%

Description	Resource Codes	Object Codes	2016-17 Estimated Actuals	2017-18 Budget	Percent Difference
CERTIFICATED SALARIES					
Certificated Teachers' Salaries		1100	43,729.00	60,324.00	37.9%
Certificated Pupil Support Salaries		1200	0.00	0.00	0.0%
Certificated Supervisors' and Administrators' Salaries		1300	0.00	10,000.00	New
Other Certificated Salaries		1900	0.00	0.00	0.0%
TOTAL, CERTIFICATED SALARIES			43,729.00	70,324.00	60.8%
CLASSIFIED SALARIES					
Classified Instructional Salaries		2100	0.00	0.00	0.0%
Classified Support Salaries		2200	0.00	0.00	0.0%
Classified Supervisors' and Administrators' Salaries		2300	0.00	0.00	0.0%
Clerical, Technical and Office Salaries		2400	7,500.00	15,430.00	105.7%
Other Classified Salaries		2900	0.00	0.00	0.0%
TOTAL, CLASSIFIED SALARIES			7,500.00	15,430.00	105.7%
EMPLOYEE BENEFITS					
STRS		3101-3102	5,051.00	14,239.00	181.9%
PERS		3201-3202	1,042.00	2,438.00	134.0%
OASDI/Medicare/Alternative		3301-3302	996.00	6,341.00	536.6%
Health and Welfare Benefits		3401-3402	0.00	0.00	0.0%
Unemployment Insurance		3501-3502	27.00	101.00	274.1%
Workers' Compensation		3601-3602	1,076.00	4,247.00	294.7%
OPEB, Allocated		3701-3702	0.00	0.00	0.0%
OPEB, Active Employees		3751-3752	0.00	0.00	0.0%
Other Employee Benefits		3901-3902	0.00	0.00	0.0%
TOTAL, EMPLOYEE BENEFITS			8,192.00	27,366.00	234.1%
BOOKS AND SUPPLIES					
Approved Textbooks and Core Curricula Materials		4100	0.00	8,500.00	New
Books and Other Reference Materials		4200	5,493.00	0.00	-100.0%
Materials and Supplies		4300	10,944.00	1,000.00	-90.9%
Noncapitalized Equipment		4400	6,356.00	0.00	-100.0%
TOTAL, BOOKS AND SUPPLIES			22,793.00	9,500.00	-58.3%

Description	Resource Codes	Object Codes	2016-17 Estimated Actuals	2017-18 Budget	Percent Difference
SERVICES AND OTHER OPERATING EXPENDITURES					
Subagreements for Services		5100	0.00	0.00	0.0%
Travel and Conferences		5200	9,014.20	0.00	-100.0%
Dues and Memberships		5300	0.00	0.00	0.0%
Insurance		5400-5450	0.00	0.00	0.0%
Operations and Housekeeping Services		5500	0.00	0.00	0.0%
Rentals, Leases, Repairs, and Noncapitalized Improvements		5600	0.00	0.00	0.0%
Transfers of Direct Costs		5710	0.00	0.00	0.0%
Transfers of Direct Costs - Interfund		5750	0.00	0.00	0.0%
Professional/Consulting Services and Operating Expenditures		5800	11,911.00	8,000.00	-32.8%
Communications		5900	0.00	0.00	0.0%
TOTAL, SERVICES AND OTHER OPERATING EXPENDITURES			20,925.20	8,000.00	-61.8%
CAPITAL OUTLAY					
Land		6100	0.00	0.00	0.0%
Land Improvements		6170	0.00	0.00	0.0%
Buildings and Improvements of Buildings		6200	0.00	0.00	0.0%
Equipment		6400	0.00	0.00	0.0%
Equipment Replacement		6500	0.00	0.00	0.0%
TOTAL, CAPITAL OUTLAY			0.00	0.00	0.0%
OTHER OUTGO (excluding Transfers of Indirect Costs)					
Tuition					
Tuition, Excess Costs, and/or Deficit Payments					
Payments to Districts or Charter Schools		7141	0.00	0.00	0.0%
Payments to County Offices		7142	0.00	0.00	0.0%
Payments to JPAs		7143	0.00	0.00	0.0%
Other Transfers Out					
Transfers of Pass-Through Revenues					
To Districts or Charter Schools		7211	0.00	0.00	0.0%
To County Offices		7212	0.00	0.00	0.0%
To JPAs		7213	0.00	0.00	0.0%
Debt Service					
Debt Service - Interest		7438	0.00	0.00	0.0%
Other Debt Service - Principal		7439	0.00	0.00	0.0%
TOTAL, OTHER OUTGO (excluding Transfers of Indirect Costs)			0.00	0.00	0.0%

Description	Resource Codes	Object Codes	2016-17 Estimated Actuals	2017-18 Budget	Percent Difference
OTHER OUTGO - TRANSFERS OF INDIRECT COSTS					
Transfers of Indirect Costs - Interfund		7350	0.00	0.00	0.0%
TOTAL, OTHER OUTGO - TRANSFERS OF INDIRECT COSTS			0.00	0.00	0.0%
TOTAL, EXPENDITURES			103,139.20	130,620.00	26.6%

Description	Resource Codes	Object Codes	2016-17 Estimated Actuals	2017-18 Budget	Percent Difference
INTERFUND TRANSFERS					
INTERFUND TRANSFERS IN					
Other Authorized Interfund Transfers In		8919	0.00	0.00	0.0%
(a) TOTAL, INTERFUND TRANSFERS IN			0.00	0.00	0.0%
INTERFUND TRANSFERS OUT					
To: State School Building Fund/ County School Facilities Fund		7613	0.00	0.00	0.0%
Other Authorized Interfund Transfers Out		7619	0.00	0.00	0.0%
(b) TOTAL, INTERFUND TRANSFERS OUT			0.00	0.00	0.0%
OTHER SOURCES/USES					
SOURCES					
Other Sources					
Transfers from Funds of Lapsed/Reorganized LEAs		8965	0.00	0.00	0.0%
Long-Term Debt Proceeds					
Proceeds from Certificates of Participation		8971	0.00	0.00	0.0%
Proceeds from Capital Leases		8972	0.00	0.00	0.0%
All Other Financing Sources		8979	0.00	0.00	0.0%
(c) TOTAL, SOURCES			0.00	0.00	0.0%
USES					
Transfers of Funds from Lapsed/Reorganized LEAs		7651	0.00	0.00	0.0%
All Other Financing Uses		7699	0.00	0.00	0.0%
(d) TOTAL, USES			0.00	0.00	0.0%
CONTRIBUTIONS					
Contributions from Unrestricted Revenues		8980	0.00	0.00	0.0%
Contributions from Restricted Revenues		8990	0.00	0.00	0.0%
(e) TOTAL, CONTRIBUTIONS			0.00	0.00	0.0%
TOTAL, OTHER FINANCING SOURCES/USES (a - b + c - d + e)			0.00	0.00	0.0%

Description	Function Codes	Object Codes	2016-17 Estimated Actuals	2017-18 Budget	Percent Difference
A. REVENUES					
1) LCFF Sources		8010-8099	0.00	0.00	0.0%
2) Federal Revenue		8100-8299	0.00	0.00	0.0%
3) Other State Revenue		8300-8599	78,500.00	130,620.00	66.4%
4) Other Local Revenue		8600-8799	0.00	0.00	0.0%
5) TOTAL, REVENUES			78,500.00	130,620.00	66.4%
B. EXPENDITURES (Objects 1000-7999)					
1) Instruction	1000-1999		87,997.20	98,850.00	12.3%
2) Instruction - Related Services	2000-2999		15,142.00	31,770.00	109.8%
3) Pupil Services	3000-3999		0.00	0.00	0.0%
4) Ancillary Services	4000-4999		0.00	0.00	0.0%
5) Community Services	5000-5999		0.00	0.00	0.0%
6) Enterprise	6000-6999		0.00	0.00	0.0%
7) General Administration	7000-7999		0.00	0.00	0.0%
8) Plant Services	8000-8999		0.00	0.00	0.0%
9) Other Outgo	9000-9999	Except 7600-7699	0.00	0.00	0.0%
10) TOTAL, EXPENDITURES			103,139.20	130,620.00	26.6%
C. EXCESS (DEFICIENCY) OF REVENUES OVER EXPENDITURES BEFORE OTHER FINANCING SOURCES AND USES (A5 - B10)			(24,639.20)	0.00	-100.0%
D. OTHER FINANCING SOURCES/USES					
1) Interfund Transfers					
a) Transfers In		8900-8929	0.00	0.00	0.0%
b) Transfers Out		7600-7629	0.00	0.00	0.0%
2) Other Sources/Uses					
a) Sources		8930-8979	0.00	0.00	0.0%
b) Uses		7630-7699	0.00	0.00	0.0%
3) Contributions		8980-8999	0.00	0.00	0.0%
4) TOTAL, OTHER FINANCING SOURCES/USES			0.00	0.00	0.0%

Description	Function Codes	Object Codes	2016-17 Estimated Actuals	2017-18 Budget	Percent Difference
E. NET INCREASE (DECREASE) IN FUND BALANCE (C + D4)			(24,639.20)	0.00	-100.0%
F. FUND BALANCE, RESERVES					
1) Beginning Fund Balance					
a) As of July 1 - Unaudited		9791	24,639.20	0.00	-100.0%
b) Audit Adjustments		9793	0.00	0.00	0.0%
c) As of July 1 - Audited (F1a + F1b)			24,639.20	0.00	-100.0%
d) Other Restatements		9795	0.00	0.00	0.0%
e) Adjusted Beginning Balance (F1c + F1d)			24,639.20	0.00	-100.0%
2) Ending Balance, June 30 (E + F1e)			0.00	0.00	0.0%
Components of Ending Fund Balance					
a) Nonspendable					
Revolving Cash		9711	0.00	0.00	0.0%
Stores		9712	0.00	0.00	0.0%
Prepaid Expenditures		9713	0.00	0.00	0.0%
All Others		9719	0.00	0.00	0.0%
b) Restricted		9740	0.00	0.00	0.0%
c) Committed					
Stabilization Arrangements		9750	0.00	0.00	0.0%
Other Commitments (by Resource/Object)		9760	0.00	0.00	0.0%
d) Assigned					
Other Assignments (by Resource/Object)		9780	0.00	0.00	0.0%
e) Unassigned/Unappropriated					
Reserve for Economic Uncertainties		9789	0.00	0.00	0.0%
Unassigned/Unappropriated Amount		9790	0.00	0.00	0.0%

Resource	Description	2016-17 Estimated Actuals	2017-18 Budget
Total, Restricted Balance		0.00	0.00

SOUTH MONTEREY COUNTY JOINT UNION HIGH SCHOOL DISTRICT
800 Broadway Street, King City, CA 93930 • 831-385-0606 • FAX 831-385-0695

2017/18 Budget Report
June 26, 2017

Fund 13
Cafeteria Fund

Description	Resource Codes	Object Codes	2016-17 Estimated Actuals	2017-18 Budget	Percent Difference
A. REVENUES					
1) LCFF Sources		8010-8099	0.00	0.00	0.0%
2) Federal Revenue		8100-8299	455,000.00	510,214.00	12.1%
3) Other State Revenue		8300-8599	36,500.00	40,881.00	12.0%
4) Other Local Revenue		8600-8799	185,243.84	202,000.00	9.0%
5) TOTAL, REVENUES			676,743.84	753,095.00	11.3%
B. EXPENDITURES					
1) Certificated Salaries		1000-1999	0.00	0.00	0.0%
2) Classified Salaries		2000-2999	158,327.30	218,263.00	37.9%
3) Employee Benefits		3000-3999	79,491.78	99,492.00	25.2%
4) Books and Supplies		4000-4999	421,510.08	410,000.00	-2.7%
5) Services and Other Operating Expenditures		5000-5999	16,414.68	25,340.00	54.4%
6) Capital Outlay		6000-6999	0.00	0.00	0.0%
7) Other Outgo (excluding Transfers of Indirect Costs)		7100-7299, 7400-7499	0.00	0.00	0.0%
8) Other Outgo - Transfers of Indirect Costs		7300-7399	0.00	0.00	0.0%
9) TOTAL, EXPENDITURES			675,743.84	753,095.00	11.4%
C. EXCESS (DEFICIENCY) OF REVENUES OVER EXPENDITURES BEFORE OTHER FINANCING SOURCES AND USES (A5 - B9)			1,000.00	0.00	-100.0%
D. OTHER FINANCING SOURCES/USES					
1) Interfund Transfers					
a) Transfers In		8900-8929	0.00	0.00	0.0%
b) Transfers Out		7600-7629	0.00	0.00	0.0%
2) Other Sources/Uses					
a) Sources		8930-8979	0.00	0.00	0.0%
b) Uses		7630-7699	0.00	0.00	0.0%
3) Contributions		8980-8999	0.00	0.00	0.0%
4) TOTAL, OTHER FINANCING SOURCES/USES			0.00	0.00	0.0%

Description	Resource Codes	Object Codes	2016-17 Estimated Actuals	2017-18 Budget	Percent Difference
E. NET INCREASE (DECREASE) IN FUND BALANCE (C + D4)			1,000.00	0.00	-100.0%
F. FUND BALANCE, RESERVES					
1) Beginning Fund Balance					
a) As of July 1 - Unaudited		9791	227,326.37	228,326.37	0.4%
b) Audit Adjustments		9793	0.00	0.00	0.0%
c) As of July 1 - Audited (F1a + F1b)			227,326.37	228,326.37	0.4%
d) Other Restatements		9795	0.00	0.00	0.0%
e) Adjusted Beginning Balance (F1c + F1d)			227,326.37	228,326.37	0.4%
2) Ending Balance, June 30 (E + F1e)			228,326.37	228,326.37	0.0%
Components of Ending Fund Balance					
a) Nonspendable					
Revolving Cash		9711	0.00	0.00	0.0%
Stores		9712	0.00	0.00	0.0%
Prepaid Expenditures		9713	0.00	0.00	0.0%
All Others		9719	0.00	0.00	0.0%
b) Restricted		9740	228,326.37	228,326.37	0.0%
c) Committed					
Stabilization Arrangements		9750	0.00	0.00	0.0%
Other Commitments		9760	0.00	0.00	0.0%
d) Assigned					
Other Assignments		9780	0.00	0.00	0.0%
e) Unassigned/Unappropriated					
Reserve for Economic Uncertainties		9789	0.00	0.00	0.0%
Unassigned/Unappropriated Amount		9790	0.00	0.00	0.0%

Description	Resource Codes	Object Codes	2016-17 Estimated Actuals	2017-18 Budget	Percent Difference
G. ASSETS					
1) Cash					
a) in County Treasury		9110	(8,046.24)		
1) Fair Value Adjustment to Cash in County Treasury		9111	0.00		
b) in Banks		9120	51.49		
c) in Revolving Fund		9130	0.00		
d) with Fiscal Agent		9135	0.00		
e) collections awaiting deposit		9140	0.00		
2) Investments		9150	0.00		
3) Accounts Receivable		9200	0.00		
4) Due from Grantor Government		9290	0.00		
5) Due from Other Funds		9310	0.00		
6) Stores		9320	0.00		
7) Prepaid Expenditures		9330	0.00		
8) Other Current Assets		9340	0.00		
9) TOTAL, ASSETS			(7,994.75)		
H. DEFERRED OUTFLOWS OF RESOURCES					
1) Deferred Outflows of Resources		9490	0.00		
2) TOTAL, DEFERRED OUTFLOWS			0.00		
I. LIABILITIES					
1) Accounts Payable		9500	0.00		
2) Due to Grantor Governments		9590	0.00		
3) Due to Other Funds		9610	0.00		
4) Current Loans		9640			
5) Unearned Revenue		9650	0.00		
6) TOTAL, LIABILITIES			0.00		
J. DEFERRED INFLOWS OF RESOURCES					
1) Deferred Inflows of Resources		9690	0.00		
2) TOTAL, DEFERRED INFLOWS			0.00		
K. FUND EQUITY					
Ending Fund Balance, June 30 (G9 + H2) - (I6 + J2)			(7,994.75)		

Description	Resource Codes	Object Codes	2016-17 Estimated Actuals	2017-18 Budget	Percent Difference
FEDERAL REVENUE					
Child Nutrition Programs		8220	455,000.00	510,214.00	12.1%
Donated Food Commodities		8221	0.00	0.00	0.0%
All Other Federal Revenue		8290	0.00	0.00	0.0%
TOTAL, FEDERAL REVENUE			455,000.00	510,214.00	12.1%
OTHER STATE REVENUE					
Child Nutrition Programs		8520	36,500.00	40,881.00	12.0%
All Other State Revenue		8590	0.00	0.00	0.0%
TOTAL, OTHER STATE REVENUE			36,500.00	40,881.00	12.0%
OTHER LOCAL REVENUE					
Other Local Revenue					
Sales					
Sale of Equipment/Supplies		8631	0.00	0.00	0.0%
Food Service Sales		8634	184,400.84	201,000.00	9.0%
Leases and Rentals		8650	0.00	0.00	0.0%
Interest		8660	843.00	1,000.00	18.6%
Net Increase (Decrease) in the Fair Value of Investments		8662	0.00	0.00	0.0%
Fees and Contracts					
Interagency Services		8677	0.00	0.00	0.0%
Other Local Revenue					
All Other Local Revenue		8699	0.00	0.00	0.0%
TOTAL, OTHER LOCAL REVENUE			185,243.84	202,000.00	9.0%
TOTAL, REVENUES			676,743.84	753,095.00	11.3%

Description	Resource Codes	Object Codes	2016-17 Estimated Actuals	2017-18 Budget	Percent Difference
CERTIFICATED SALARIES					
Certificated Supervisors' and Administrators' Salaries		1300	0.00	0.00	0.0%
Other Certificated Salaries		1900	0.00	0.00	0.0%
TOTAL, CERTIFICATED SALARIES			0.00	0.00	0.0%
CLASSIFIED SALARIES					
Classified Support Salaries		2200	146,615.60	146,938.00	0.2%
Classified Supervisors' and Administrators' Salaries		2300	11,711.70	71,325.00	509.0%
Clerical, Technical and Office Salaries		2400	0.00	0.00	0.0%
Other Classified Salaries		2900	0.00	0.00	0.0%
TOTAL, CLASSIFIED SALARIES			158,327.30	218,263.00	37.9%
EMPLOYEE BENEFITS					
STRS		3101-3102	0.00	0.00	0.0%
PERS		3201-3202	20,309.16	32,393.00	59.5%
OASDI/Medicare/Alternative		3301-3302	12,564.63	16,745.00	33.3%
Health and Welfare Benefits		3401-3402	42,848.87	45,984.00	7.3%
Unemployment Insurance		3501-3502	84.47	113.00	33.8%
Workers' Compensation		3601-3602	3,684.65	4,257.00	15.5%
OPEB, Allocated		3701-3702	0.00	0.00	0.0%
OPEB, Active Employees		3751-3752	0.00	0.00	0.0%
Other Employee Benefits		3901-3902	0.00	0.00	0.0%
TOTAL, EMPLOYEE BENEFITS			79,491.78	99,492.00	25.2%
BOOKS AND SUPPLIES					
Books and Other Reference Materials		4200	0.00	0.00	0.0%
Materials and Supplies		4300	39,473.05	50,000.00	26.7%
Noncapitalized Equipment		4400	0.00	5,000.00	New
Food		4700	382,037.03	355,000.00	-7.1%
TOTAL, BOOKS AND SUPPLIES			421,510.08	410,000.00	-2.7%

Description	Resource Codes	Object Codes	2016-17 Estimated Actuals	2017-18 Budget	Percent Difference
SERVICES AND OTHER OPERATING EXPENDITURES					
Subagreements for Services		5100	0.00	0.00	0.0%
Travel and Conferences		5200	0.00	2,000.00	New
Dues and Memberships		5300	0.00	0.00	0.0%
Insurance		5400-5450	0.00	0.00	0.0%
Operations and Housekeeping Services		5500	0.00	0.00	0.0%
Rentals, Leases, Repairs, and Noncapitalized Improvements		5600	3,289.98	4,000.00	21.6%
Transfers of Direct Costs		5710	0.00	0.00	0.0%
Transfers of Direct Costs - Interfund		5750	(976.74)	(3,000.00)	207.1%
Professional/Consulting Services and Operating Expenditures		5800	13,961.44	21,500.00	54.0%
Communications		5900	140.00	840.00	500.0%
TOTAL, SERVICES AND OTHER OPERATING EXPENDITURES			16,414.68	25,340.00	54.4%
CAPITAL OUTLAY					
Buildings and Improvements of Buildings		6200	0.00	0.00	0.0%
Equipment		6400	0.00	0.00	0.0%
Equipment Replacement		6500	0.00	0.00	0.0%
TOTAL, CAPITAL OUTLAY			0.00	0.00	0.0%
OTHER OUTGO (excluding Transfers of Indirect Costs)					
Debt Service					
Debt Service - Interest		7438	0.00	0.00	0.0%
Other Debt Service - Principal		7439	0.00	0.00	0.0%
TOTAL, OTHER OUTGO (excluding Transfers of Indirect Costs)			0.00	0.00	0.0%
OTHER OUTGO - TRANSFERS OF INDIRECT COSTS					
Transfers of Indirect Costs - Interfund		7350	0.00	0.00	0.0%
TOTAL, OTHER OUTGO - TRANSFERS OF INDIRECT COSTS			0.00	0.00	0.0%
TOTAL, EXPENDITURES			675,743.84	753,095.00	11.4%

Description	Resource Codes	Object Codes	2016-17 Estimated Actuals	2017-18 Budget	Percent Difference
INTERFUND TRANSFERS					
INTERFUND TRANSFERS IN					
From: General Fund		8916	0.00	0.00	0.0%
Other Authorized Interfund Transfers In		8919	0.00	0.00	0.0%
(a) TOTAL, INTERFUND TRANSFERS IN			0.00	0.00	0.0%
INTERFUND TRANSFERS OUT					
Other Authorized Interfund Transfers Out		7619	0.00	0.00	0.0%
(b) TOTAL, INTERFUND TRANSFERS OUT			0.00	0.00	0.0%
OTHER SOURCES/USES					
SOURCES					
Other Sources					
Transfers from Funds of Lapsed/Reorganized LEAs		8965	0.00	0.00	0.0%
Long-Term Debt Proceeds					
Proceeds from Capital Leases		8972	0.00	0.00	0.0%
All Other Financing Sources		8979	0.00	0.00	0.0%
(c) TOTAL, SOURCES			0.00	0.00	0.0%
USES					
Transfers of Funds from Lapsed/Reorganized LEAs		7651	0.00	0.00	0.0%
All Other Financing Uses		7699	0.00	0.00	0.0%
(d) TOTAL, USES			0.00	0.00	0.0%
CONTRIBUTIONS					
Contributions from Unrestricted Revenues		8980	0.00	0.00	0.0%
Contributions from Restricted Revenues		8990	0.00	0.00	0.0%
(e) TOTAL, CONTRIBUTIONS			0.00	0.00	0.0%
TOTAL, OTHER FINANCING SOURCES/USES (a - b + c - d + e)			0.00	0.00	0.0%

Description	Function Codes	Object Codes	2016-17 Estimated Actuals	2017-18 Budget	Percent Difference
A. REVENUES					
1) LCFF Sources		8010-8099	0.00	0.00	0.0%
2) Federal Revenue		8100-8299	455,000.00	510,214.00	12.1%
3) Other State Revenue		8300-8599	36,500.00	40,881.00	12.0%
4) Other Local Revenue		8600-8799	185,243.84	202,000.00	9.0%
5) TOTAL, REVENUES			676,743.84	753,095.00	11.3%
B. EXPENDITURES (Objects 1000-7999)					
1) Instruction	1000-1999		0.00	0.00	0.0%
2) Instruction - Related Services	2000-2999		0.00	0.00	0.0%
3) Pupil Services	3000-3999		675,743.84	753,095.00	11.4%
4) Ancillary Services	4000-4999		0.00	0.00	0.0%
5) Community Services	5000-5999		0.00	0.00	0.0%
6) Enterprise	6000-6999		0.00	0.00	0.0%
7) General Administration	7000-7999		0.00	0.00	0.0%
8) Plant Services	8000-8999		0.00	0.00	0.0%
9) Other Outgo	9000-9999	Except 7600-7699	0.00	0.00	0.0%
10) TOTAL, EXPENDITURES			675,743.84	753,095.00	11.4%
C. EXCESS (DEFICIENCY) OF REVENUES OVER EXPENDITURES BEFORE OTHER FINANCING SOURCES AND USES (A5 - B10)			1,000.00	0.00	-100.0%
D. OTHER FINANCING SOURCES/USES					
1) Interfund Transfers					
a) Transfers In		8900-8929	0.00	0.00	0.0%
b) Transfers Out		7600-7629	0.00	0.00	0.0%
2) Other Sources/Uses					
a) Sources		8930-8979	0.00	0.00	0.0%
b) Uses		7630-7699	0.00	0.00	0.0%
3) Contributions		8980-8999	0.00	0.00	0.0%
4) TOTAL, OTHER FINANCING SOURCES/USES			0.00	0.00	0.0%

Description	Function Codes	Object Codes	2016-17 Estimated Actuals	2017-18 Budget	Percent Difference
E. NET INCREASE (DECREASE) IN FUND BALANCE (C + D4)			1,000.00	0.00	-100.0%
F. FUND BALANCE, RESERVES					
1) Beginning Fund Balance					
a) As of July 1 - Unaudited		9791	227,326.37	228,326.37	0.4%
b) Audit Adjustments		9793	0.00	0.00	0.0%
c) As of July 1 - Audited (F1a + F1b)			227,326.37	228,326.37	0.4%
d) Other Restatements		9795	0.00	0.00	0.0%
e) Adjusted Beginning Balance (F1c + F1d)			227,326.37	228,326.37	0.4%
2) Ending Balance, June 30 (E + F1e)			228,326.37	228,326.37	0.0%
Components of Ending Fund Balance					
a) Nonspendable					
Revolving Cash		9711	0.00	0.00	0.0%
Stores		9712	0.00	0.00	0.0%
Prepaid Expenditures		9713	0.00	0.00	0.0%
All Others		9719	0.00	0.00	0.0%
b) Restricted		9740	228,326.37	228,326.37	0.0%
c) Committed					
Stabilization Arrangements		9750	0.00	0.00	0.0%
Other Commitments (by Resource/Object)		9760	0.00	0.00	0.0%
d) Assigned					
Other Assignments (by Resource/Object)		9780	0.00	0.00	0.0%
e) Unassigned/Unappropriated					
Reserve for Economic Uncertainties		9789	0.00	0.00	0.0%
Unassigned/Unappropriated Amount		9790	0.00	0.00	0.0%

Resource	Description	2016-17 Estimated Actuals	2017-18 Budget
5310	Child Nutrition: School Programs (e.g., School Lunch, School	228,326.37	228,326.37
Total, Restricted Balance		228,326.37	228,326.37

SOUTH MONTEREY COUNTY JOINT UNION HIGH SCHOOL DISTRICT
800 Broadway Street, King City, CA 93930 • 831-385-0606 • FAX 831-385-0695

2017/18 Budget Report
June 26, 2017

Fund 17
Special Reserve Fund for Other than Capital Outlay Projects

Description	Resource Codes	Object Codes	2016-17 Estimated Actuals	2017-18 Budget	Percent Difference
A. REVENUES					
1) LCFF Sources		8010-8099	0.00	0.00	0.0%
2) Federal Revenue		8100-8299	0.00	0.00	0.0%
3) Other State Revenue		8300-8599	0.00	0.00	0.0%
4) Other Local Revenue		8600-8799	16,266.00	31,266.00	92.2%
5) TOTAL, REVENUES			16,266.00	31,266.00	92.2%
B. EXPENDITURES					
1) Certificated Salaries		1000-1999	0.00	0.00	0.0%
2) Classified Salaries		2000-2999	0.00	0.00	0.0%
3) Employee Benefits		3000-3999	0.00	0.00	0.0%
4) Books and Supplies		4000-4999	0.00	0.00	0.0%
5) Services and Other Operating Expenditures		5000-5999	0.00	0.00	0.0%
6) Capital Outlay		6000-6999	0.00	0.00	0.0%
7) Other Outgo (excluding Transfers of Indirect Costs)		7100-7299, 7400-7499	0.00	0.00	0.0%
8) Other Outgo - Transfers of Indirect Costs		7300-7399	0.00	0.00	0.0%
9) TOTAL, EXPENDITURES			0.00	0.00	0.0%
C. EXCESS (DEFICIENCY) OF REVENUES OVER EXPENDITURES BEFORE OTHER FINANCING SOURCES AND USES (A5 - B9)			16,266.00	31,266.00	92.2%
D. OTHER FINANCING SOURCES/USES					
1) Interfund Transfers					
a) Transfers In		8900-8929	0.00	0.00	0.0%
b) Transfers Out		7600-7629	2,500,000.00	0.00	-100.0%
2) Other Sources/Uses					
a) Sources		8930-8979	0.00	0.00	0.0%
b) Uses		7630-7699	0.00	0.00	0.0%
3) Contributions		8980-8999	0.00	0.00	0.0%
4) TOTAL, OTHER FINANCING SOURCES/USES			(2,500,000.00)	0.00	-100.0%

Description	Resource Codes	Object Codes	2016-17 Estimated Actuals	2017-18 Budget	Percent Difference
E. NET INCREASE (DECREASE) IN FUND BALANCE (C + D4)			(2,483,734.00)	31,266.00	-101.3%
F. FUND BALANCE, RESERVES					
1) Beginning Fund Balance					
a) As of July 1 - Unaudited		9791	3,021,838.60	538,104.60	-82.2%
b) Audit Adjustments		9793	0.00	0.00	0.0%
c) As of July 1 - Audited (F1a + F1b)			3,021,838.60	538,104.60	-82.2%
d) Other Restatements		9795	0.00	0.00	0.0%
e) Adjusted Beginning Balance (F1c + F1d)			3,021,838.60	538,104.60	-82.2%
2) Ending Balance, June 30 (E + F1e)			538,104.60	569,370.60	5.8%
Components of Ending Fund Balance					
a) Nonspendable					
Revolving Cash		9711	0.00	0.00	0.0%
Stores		9712	0.00	0.00	0.0%
Prepaid Expenditures		9713	0.00	0.00	0.0%
All Others		9719	0.00	0.00	0.0%
b) Restricted		9740	0.00	0.00	0.0%
c) Committed					
Stabilization Arrangements		9750	0.00	0.00	0.0%
Other Commitments		9760	0.00	0.00	0.0%
d) Assigned					
Other Assignments		9780	0.00	0.00	0.0%
e) Unassigned/Unappropriated					
Reserve for Economic Uncertainties		9789	538,104.60	569,370.60	5.8%
Unassigned/Unappropriated Amount		9790	0.00	0.00	0.0%

Description	Resource Codes	Object Codes	2016-17 Estimated Actuals	2017-18 Budget	Percent Difference
G. ASSETS					
1) Cash					
a) in County Treasury		9110	3,059,460.29		
1) Fair Value Adjustment to Cash in County Treasury		9111	0.00		
b) in Banks		9120	0.00		
c) in Revolving Fund		9130	0.00		
d) with Fiscal Agent		9135	0.00		
e) collections awaiting deposit		9140	0.00		
2) Investments		9150	0.00		
3) Accounts Receivable		9200	0.00		
4) Due from Grantor Government		9290	0.00		
5) Due from Other Funds		9310	0.00		
6) Stores		9320	0.00		
7) Prepaid Expenditures		9330	0.00		
8) Other Current Assets		9340	0.00		
9) TOTAL, ASSETS			3,059,460.29		
H. DEFERRED OUTFLOWS OF RESOURCES					
1) Deferred Outflows of Resources		9490	0.00		
2) TOTAL, DEFERRED OUTFLOWS			0.00		
I. LIABILITIES					
1) Accounts Payable		9500	0.00		
2) Due to Grantor Governments		9590	0.00		
3) Due to Other Funds		9610	0.00		
4) Current Loans		9640			
5) Unearned Revenue		9650	0.00		
6) TOTAL, LIABILITIES			0.00		
J. DEFERRED INFLOWS OF RESOURCES					
1) Deferred Inflows of Resources		9690	0.00		
2) TOTAL, DEFERRED INFLOWS			0.00		
K. FUND EQUITY					
Ending Fund Balance, June 30 (G9 + H2) - (I6 + J2)			3,059,460.29		

Description	Resource Codes	Object Codes	2016-17 Estimated Actuals	2017-18 Budget	Percent Difference
OTHER LOCAL REVENUE					
Other Local Revenue					
Sales					
Sale of Equipment/Supplies		8631	0.00	0.00	0.0%
Interest		8660	16,266.00	31,266.00	92.2%
Net Increase (Decrease) in the Fair Value of Investments		8662	0.00	0.00	0.0%
TOTAL, OTHER LOCAL REVENUE			16,266.00	31,266.00	92.2%
TOTAL, REVENUES			16,266.00	31,266.00	92.2%

Description	Resource Codes	Object Codes	2016-17 Estimated Actuals	2017-18 Budget	Percent Difference
INTERFUND TRANSFERS					
INTERFUND TRANSFERS IN					
From: General Fund/CSSF		8912	0.00	0.00	0.0%
Other Authorized Interfund Transfers In		8919	0.00	0.00	0.0%
(a) TOTAL, INTERFUND TRANSFERS IN			0.00	0.00	0.0%
INTERFUND TRANSFERS OUT					
To: General Fund/CSSF		7612	0.00	0.00	0.0%
To: State School Building Fund/ County School Facilities Fund		7613	0.00	0.00	0.0%
Other Authorized Interfund Transfers Out		7619	2,500,000.00	0.00	-100.0%
(b) TOTAL, INTERFUND TRANSFERS OUT			2,500,000.00	0.00	-100.0%
OTHER SOURCES/USES					
SOURCES					
Other Sources					
Transfers from Funds of Lapsed/Reorganized LEAs		8965	0.00	0.00	0.0%
(c) TOTAL, SOURCES			0.00	0.00	0.0%
USES					
Transfers of Funds from Lapsed/Reorganized LEAs		7651	0.00	0.00	0.0%
(d) TOTAL, USES			0.00	0.00	0.0%
CONTRIBUTIONS					
Contributions from Restricted Revenues		8990	0.00	0.00	0.0%
(e) TOTAL, CONTRIBUTIONS			0.00	0.00	0.0%
TOTAL, OTHER FINANCING SOURCES/USES (a - b + c - d + e)			(2,500,000.00)	0.00	-100.0%

Description	Function Codes	Object Codes	2016-17 Estimated Actuals	2017-18 Budget	Percent Difference
A. REVENUES					
1) LCFF Sources		8010-8099	0.00	0.00	0.0%
2) Federal Revenue		8100-8299	0.00	0.00	0.0%
3) Other State Revenue		8300-8599	0.00	0.00	0.0%
4) Other Local Revenue		8600-8799	16,266.00	31,266.00	92.2%
5) TOTAL, REVENUES			16,266.00	31,266.00	92.2%
B. EXPENDITURES (Objects 1000-7999)					
1) Instruction	1000-1999		0.00	0.00	0.0%
2) Instruction - Related Services	2000-2999		0.00	0.00	0.0%
3) Pupil Services	3000-3999		0.00	0.00	0.0%
4) Ancillary Services	4000-4999		0.00	0.00	0.0%
5) Community Services	5000-5999		0.00	0.00	0.0%
6) Enterprise	6000-6999		0.00	0.00	0.0%
7) General Administration	7000-7999		0.00	0.00	0.0%
8) Plant Services	8000-8999		0.00	0.00	0.0%
9) Other Outgo	9000-9999	Except 7600-7699	0.00	0.00	0.0%
10) TOTAL, EXPENDITURES			0.00	0.00	0.0%
C. EXCESS (DEFICIENCY) OF REVENUES OVER EXPENDITURES BEFORE OTHER FINANCING SOURCES AND USES (A5 - B10)			16,266.00	31,266.00	92.2%
D. OTHER FINANCING SOURCES/USES					
1) Interfund Transfers					
a) Transfers In		8900-8929	0.00	0.00	0.0%
b) Transfers Out		7600-7629	2,500,000.00	0.00	-100.0%
2) Other Sources/Uses					
a) Sources		8930-8979	0.00	0.00	0.0%
b) Uses		7630-7699	0.00	0.00	0.0%
3) Contributions		8980-8999	0.00	0.00	0.0%
4) TOTAL, OTHER FINANCING SOURCES/USES			(2,500,000.00)	0.00	-100.0%

Description	Function Codes	Object Codes	2016-17 Estimated Actuals	2017-18 Budget	Percent Difference
E. NET INCREASE (DECREASE) IN FUND BALANCE (C + D4)			(2,483,734.00)	31,266.00	-101.3%
F. FUND BALANCE, RESERVES					
1) Beginning Fund Balance					
a) As of July 1 - Unaudited		9791	3,021,838.60	538,104.60	-82.2%
b) Audit Adjustments		9793	0.00	0.00	0.0%
c) As of July 1 - Audited (F1a + F1b)			3,021,838.60	538,104.60	-82.2%
d) Other Restatements		9795	0.00	0.00	0.0%
e) Adjusted Beginning Balance (F1c + F1d)			3,021,838.60	538,104.60	-82.2%
2) Ending Balance, June 30 (E + F1e)			538,104.60	569,370.60	5.8%
Components of Ending Fund Balance					
a) Nonspendable					
Revolving Cash		9711	0.00	0.00	0.0%
Stores		9712	0.00	0.00	0.0%
Prepaid Expenditures		9713	0.00	0.00	0.0%
All Others		9719	0.00	0.00	0.0%
b) Restricted		9740	0.00	0.00	0.0%
c) Committed					
Stabilization Arrangements		9750	0.00	0.00	0.0%
Other Commitments (by Resource/Object)		9760	0.00	0.00	0.0%
d) Assigned					
Other Assignments (by Resource/Object)		9780	0.00	0.00	0.0%
e) Unassigned/Unappropriated					
Reserve for Economic Uncertainties		9789	538,104.60	569,370.60	5.8%
Unassigned/Unappropriated Amount		9790	0.00	0.00	0.0%

Resource	Description	2016-17 Estimated Actuals	2017-18 Budget
Total, Restricted Balance		0.00	0.00

SOUTH MONTEREY COUNTY JOINT UNION HIGH SCHOOL DISTRICT
800 Broadway Street, King City, CA 93930 • 831-385-0606 • FAX 831-385-0695

2017/18 Budget Report
June 26, 2017

Fund 25
Capital Facilities Funds

Description	Resource Codes	Object Codes	2016-17 Estimated Actuals	2017-18 Budget	Percent Difference
A. REVENUES					
1) LCFF Sources		8010-8099	0.00	0.00	0.0%
2) Federal Revenue		8100-8299	0.00	0.00	0.0%
3) Other State Revenue		8300-8599	0.00	0.00	0.0%
4) Other Local Revenue		8600-8799	63,901.64	174,685.00	173.4%
5) TOTAL, REVENUES			63,901.64	174,685.00	173.4%
B. EXPENDITURES					
1) Certificated Salaries		1000-1999	0.00	0.00	0.0%
2) Classified Salaries		2000-2999	0.00	0.00	0.0%
3) Employee Benefits		3000-3999	0.00	0.00	0.0%
4) Books and Supplies		4000-4999	10,000.00	0.00	-100.0%
5) Services and Other Operating Expenditures		5000-5999	72,961.00	18,561.00	-74.6%
6) Capital Outlay		6000-6999	50,900.00	50,900.00	0.0%
7) Other Outgo (excluding Transfers of Indirect Costs)		7100-7299, 7400-7499	113,820.18	105,224.00	-7.6%
8) Other Outgo - Transfers of Indirect Costs		7300-7399	0.00	0.00	0.0%
9) TOTAL, EXPENDITURES			247,681.18	174,685.00	-29.5%
C. EXCESS (DEFICIENCY) OF REVENUES OVER EXPENDITURES BEFORE OTHER FINANCING SOURCES AND USES (A5 - B9)			(183,779.54)	0.00	-100.0%
D. OTHER FINANCING SOURCES/USES					
1) Interfund Transfers					
a) Transfers In		8900-8929	0.00	0.00	0.0%
b) Transfers Out		7600-7629	0.00	0.00	0.0%
2) Other Sources/Uses					
a) Sources		8930-8979	0.00	0.00	0.0%
b) Uses		7630-7699	0.00	0.00	0.0%
3) Contributions		8980-8999	0.00	0.00	0.0%
4) TOTAL, OTHER FINANCING SOURCES/USES			0.00	0.00	0.0%

Description	Resource Codes	Object Codes	2016-17 Estimated Actuals	2017-18 Budget	Percent Difference
E. NET INCREASE (DECREASE) IN FUND BALANCE (C + D4)			(183,779.54)	0.00	-100.0%
F. FUND BALANCE, RESERVES					
1) Beginning Fund Balance					
a) As of July 1 - Unaudited		9791	183,779.54	0.00	-100.0%
b) Audit Adjustments		9793	0.00	0.00	0.0%
c) As of July 1 - Audited (F1a + F1b)			183,779.54	0.00	-100.0%
d) Other Restatements		9795	0.00	0.00	0.0%
e) Adjusted Beginning Balance (F1c + F1d)			183,779.54	0.00	-100.0%
2) Ending Balance, June 30 (E + F1e)			0.00	0.00	0.0%
Components of Ending Fund Balance					
a) Nonspendable					
Revolving Cash		9711	0.00	0.00	0.0%
Stores		9712	0.00	0.00	0.0%
Prepaid Expenditures		9713	0.00	0.00	0.0%
All Others		9719	0.00	0.00	0.0%
b) Restricted		9740	0.00	0.00	0.0%
c) Committed					
Stabilization Arrangements		9750	0.00	0.00	0.0%
Other Commitments		9760	0.00	0.00	0.0%
d) Assigned					
Other Assignments		9780	0.00	0.00	0.0%
e) Unassigned/Unappropriated					
Reserve for Economic Uncertainties		9789	0.00	0.00	0.0%
Unassigned/Unappropriated Amount		9790	0.00	0.00	0.0%

Description	Resource Codes	Object Codes	2016-17 Estimated Actuals	2017-18 Budget	Percent Difference
G. ASSETS					
1) Cash					
a) in County Treasury		9110	218,032.00		
1) Fair Value Adjustment to Cash in County Treasury		9111	0.00		
b) in Banks		9120	0.00		
c) in Revolving Fund		9130	0.00		
d) with Fiscal Agent		9135	0.00		
e) collections awaiting deposit		9140	0.00		
2) Investments		9150	0.00		
3) Accounts Receivable		9200	0.00		
4) Due from Grantor Government		9290	0.00		
5) Due from Other Funds		9310	0.00		
6) Stores		9320	0.00		
7) Prepaid Expenditures		9330	0.00		
8) Other Current Assets		9340	0.00		
9) TOTAL, ASSETS			218,032.00		
H. DEFERRED OUTFLOWS OF RESOURCES					
1) Deferred Outflows of Resources		9490	0.00		
2) TOTAL, DEFERRED OUTFLOWS			0.00		
I. LIABILITIES					
1) Accounts Payable		9500	0.00		
2) Due to Grantor Governments		9590	0.00		
3) Due to Other Funds		9610	0.00		
4) Current Loans		9640	0.00		
5) Unearned Revenue		9650	0.00		
6) TOTAL, LIABILITIES			0.00		
J. DEFERRED INFLOWS OF RESOURCES					
1) Deferred Inflows of Resources		9690	0.00		
2) TOTAL, DEFERRED INFLOWS			0.00		
K. FUND EQUITY					
Ending Fund Balance, June 30 (G9 + H2) - (I6 + J2)			218,032.00		

Description	Resource Codes	Object Codes	2016-17 Estimated Actuals	2017-18 Budget	Percent Difference
OTHER STATE REVENUE					
Tax Relief Subventions Restricted Levies - Other					
Homeowners' Exemptions		8575	0.00	0.00	0.0%
Other Subventions/In-Lieu Taxes		8576	0.00	0.00	0.0%
All Other State Revenue		8590	0.00	0.00	0.0%
TOTAL, OTHER STATE REVENUE			0.00	0.00	0.0%
OTHER LOCAL REVENUE					
Other Local Revenue					
County and District Taxes					
Other Restricted Levies Secured Roll		8615	0.00	0.00	0.0%
Unsecured Roll		8616	0.00	0.00	0.0%
Prior Years' Taxes		8617	0.00	0.00	0.0%
Supplemental Taxes		8618	0.00	0.00	0.0%
Non-Ad Valorem Taxes Parcel Taxes		8621	0.00	0.00	0.0%
Other		8622	0.00	0.00	0.0%
Community Redevelopment Funds Not Subject to LCFF Deduction		8625	0.00	0.00	0.0%
Penalties and Interest from Delinquent Non-LCFF Taxes		8629	0.00	0.00	0.0%
Sales Sale of Equipment/Supplies		8631	0.00	0.00	0.0%
Interest		8660	3,098.64	1,685.00	-45.6%
Net Increase (Decrease) in the Fair Value of Investments		8662	0.00	0.00	0.0%
Fees and Contracts					
Mitigation/Developer Fees		8681	60,803.00	173,000.00	184.5%
Other Local Revenue					
All Other Local Revenue		8699	0.00	0.00	0.0%
All Other Transfers In from All Others		8799	0.00	0.00	0.0%
TOTAL, OTHER LOCAL REVENUE			63,901.64	174,685.00	173.4%
TOTAL, REVENUES			63,901.64	174,685.00	173.4%

Description	Resource Codes	Object Codes	2016-17 Estimated Actuals	2017-18 Budget	Percent Difference
CERTIFICATED SALARIES					
Other Certificated Salaries		1900	0.00	0.00	0.0%
TOTAL, CERTIFICATED SALARIES			0.00	0.00	0.0%
CLASSIFIED SALARIES					
Classified Support Salaries		2200	0.00	0.00	0.0%
Classified Supervisors' and Administrators' Salaries		2300	0.00	0.00	0.0%
Clerical, Technical and Office Salaries		2400	0.00	0.00	0.0%
Other Classified Salaries		2900	0.00	0.00	0.0%
TOTAL, CLASSIFIED SALARIES			0.00	0.00	0.0%
EMPLOYEE BENEFITS					
STRS		3101-3102	0.00	0.00	0.0%
PERS		3201-3202	0.00	0.00	0.0%
OASDI/Medicare/Alternative		3301-3302	0.00	0.00	0.0%
Health and Welfare Benefits		3401-3402	0.00	0.00	0.0%
Unemployment Insurance		3501-3502	0.00	0.00	0.0%
Workers' Compensation		3601-3602	0.00	0.00	0.0%
OPEB, Allocated		3701-3702	0.00	0.00	0.0%
OPEB, Active Employees		3751-3752	0.00	0.00	0.0%
Other Employee Benefits		3901-3902	0.00	0.00	0.0%
TOTAL, EMPLOYEE BENEFITS			0.00	0.00	0.0%
BOOKS AND SUPPLIES					
Approved Textbooks and Core Curricula Materials		4100	0.00	0.00	0.0%
Books and Other Reference Materials		4200	0.00	0.00	0.0%
Materials and Supplies		4300	0.00	0.00	0.0%
Noncapitalized Equipment		4400	10,000.00	0.00	-100.0%
TOTAL, BOOKS AND SUPPLIES			10,000.00	0.00	-100.0%

Description	Resource Codes	Object Codes	2016-17 Estimated Actuals	2017-18 Budget	Percent Difference
SERVICES AND OTHER OPERATING EXPENDITURES					
Subagreements for Services		5100	0.00	0.00	0.0%
Travel and Conferences		5200	5,000.00	0.00	-100.0%
Insurance		5400-5450	0.00	0.00	0.0%
Operations and Housekeeping Services		5500	0.00	0.00	0.0%
Rentals, Leases, Repairs, and Noncapitalized Improvements		5600	0.00	0.00	0.0%
Transfers of Direct Costs		5710	0.00	0.00	0.0%
Transfers of Direct Costs - Interfund		5750	0.00	0.00	0.0%
Professional/Consulting Services and Operating Expenditures		5800	67,961.00	18,561.00	-72.7%
Communications		5900	0.00	0.00	0.0%
TOTAL, SERVICES AND OTHER OPERATING EXPENDITURES			72,961.00	18,561.00	-74.6%
CAPITAL OUTLAY					
Land		6100	0.00	0.00	0.0%
Land Improvements		6170	0.00	0.00	0.0%
Buildings and Improvements of Buildings		6200	50,900.00	50,900.00	0.0%
Books and Media for New School Libraries or Major Expansion of School Libraries		6300	0.00	0.00	0.0%
Equipment		6400	0.00	0.00	0.0%
Equipment Replacement		6500	0.00	0.00	0.0%
TOTAL, CAPITAL OUTLAY			50,900.00	50,900.00	0.0%
OTHER OUTGO (excluding Transfers of Indirect Costs)					
Other Transfers Out					
All Other Transfers Out to All Others		7299	0.00	0.00	0.0%
Debt Service					
Debt Service - Interest		7438	17,066.72	12,845.00	-24.7%
Other Debt Service - Principal		7439	96,753.46	92,379.00	-4.5%
TOTAL, OTHER OUTGO (excluding Transfers of Indirect Costs)			113,820.18	105,224.00	-7.6%
TOTAL, EXPENDITURES			247,681.18	174,685.00	-29.5%

Description	Resource Codes	Object Codes	2016-17 Estimated Actuals	2017-18 Budget	Percent Difference
INTERFUND TRANSFERS					
INTERFUND TRANSFERS IN					
Other Authorized Interfund Transfers In		8919	0.00	0.00	0.0%
(a) TOTAL, INTERFUND TRANSFERS IN			0.00	0.00	0.0%
INTERFUND TRANSFERS OUT					
To: State School Building Fund/ County School Facilities Fund		7613	0.00	0.00	0.0%
Other Authorized Interfund Transfers Out		7619	0.00	0.00	0.0%
(b) TOTAL, INTERFUND TRANSFERS OUT			0.00	0.00	0.0%
OTHER SOURCES/USES					
SOURCES					
Proceeds					
Proceeds from Sale/Lease-Purchase of Land/Buildings		8953	0.00	0.00	0.0%
Other Sources					
Transfers from Funds of Lapsed/Reorganized LEAs		8965	0.00	0.00	0.0%
Long-Term Debt Proceeds					
Proceeds from Certificates of Participation		8971	0.00	0.00	0.0%
Proceeds from Capital Leases		8972	0.00	0.00	0.0%
Proceeds from Lease Revenue Bonds		8973	0.00	0.00	0.0%
All Other Financing Sources		8979	0.00	0.00	0.0%
(c) TOTAL, SOURCES			0.00	0.00	0.0%
USES					
Transfers of Funds from Lapsed/Reorganized LEAs		7651	0.00	0.00	0.0%
All Other Financing Uses		7699	0.00	0.00	0.0%
(d) TOTAL, USES			0.00	0.00	0.0%
CONTRIBUTIONS					
Contributions from Unrestricted Revenues		8980	0.00	0.00	0.0%
Contributions from Restricted Revenues		8990	0.00	0.00	0.0%
(e) TOTAL, CONTRIBUTIONS			0.00	0.00	0.0%
TOTAL, OTHER FINANCING SOURCES/USES (a - b + c - d + e)			0.00	0.00	0.0%

Description	Function Codes	Object Codes	2016-17 Estimated Actuals	2017-18 Budget	Percent Difference
A. REVENUES					
1) LCFF Sources		8010-8099	0.00	0.00	0.0%
2) Federal Revenue		8100-8299	0.00	0.00	0.0%
3) Other State Revenue		8300-8599	0.00	0.00	0.0%
4) Other Local Revenue		8600-8799	63,901.64	174,685.00	173.4%
5) TOTAL, REVENUES			63,901.64	174,685.00	173.4%
B. EXPENDITURES (Objects 1000-7999)					
1) Instruction	1000-1999		0.00	0.00	0.0%
2) Instruction - Related Services	2000-2999		0.00	0.00	0.0%
3) Pupil Services	3000-3999		0.00	0.00	0.0%
4) Ancillary Services	4000-4999		0.00	0.00	0.0%
5) Community Services	5000-5999		0.00	0.00	0.0%
6) Enterprise	6000-6999		0.00	0.00	0.0%
7) General Administration	7000-7999		0.00	0.00	0.0%
8) Plant Services	8000-8999		133,861.00	69,461.00	-48.1%
9) Other Outgo	9000-9999	Except 7600-7699	113,820.18	105,224.00	-7.6%
10) TOTAL, EXPENDITURES			247,681.18	174,685.00	-29.5%
C. EXCESS (DEFICIENCY) OF REVENUES OVER EXPENDITURES BEFORE OTHER FINANCING SOURCES AND USES (A5 - B10)			(183,779.54)	0.00	-100.0%
D. OTHER FINANCING SOURCES/USES					
1) Interfund Transfers					
a) Transfers In		8900-8929	0.00	0.00	0.0%
b) Transfers Out		7600-7629	0.00	0.00	0.0%
2) Other Sources/Uses					
a) Sources		8930-8979	0.00	0.00	0.0%
b) Uses		7630-7699	0.00	0.00	0.0%
3) Contributions		8980-8999	0.00	0.00	0.0%
4) TOTAL, OTHER FINANCING SOURCES/USES			0.00	0.00	0.0%

Description	Function Codes	Object Codes	2016-17 Estimated Actuals	2017-18 Budget	Percent Difference
E. NET INCREASE (DECREASE) IN FUND BALANCE (C + D4)			(183,779.54)	0.00	-100.0%
F. FUND BALANCE, RESERVES					
1) Beginning Fund Balance					
a) As of July 1 - Unaudited		9791	183,779.54	0.00	-100.0%
b) Audit Adjustments		9793	0.00	0.00	0.0%
c) As of July 1 - Audited (F1a + F1b)			183,779.54	0.00	-100.0%
d) Other Restatements		9795	0.00	0.00	0.0%
e) Adjusted Beginning Balance (F1c + F1d)			183,779.54	0.00	-100.0%
2) Ending Balance, June 30 (E + F1e)			0.00	0.00	0.0%
Components of Ending Fund Balance					
a) Nonspendable					
Revolving Cash		9711	0.00	0.00	0.0%
Stores		9712	0.00	0.00	0.0%
Prepaid Expenditures		9713	0.00	0.00	0.0%
All Others		9719	0.00	0.00	0.0%
b) Restricted		9740	0.00	0.00	0.0%
c) Committed					
Stabilization Arrangements		9750	0.00	0.00	0.0%
Other Commitments (by Resource/Object)		9760	0.00	0.00	0.0%
d) Assigned					
Other Assignments (by Resource/Object)		9780	0.00	0.00	0.0%
e) Unassigned/Unappropriated					
Reserve for Economic Uncertainties		9789	0.00	0.00	0.0%
Unassigned/Unappropriated Amount		9790	0.00	0.00	0.0%

Resource	Description	2016-17 Estimated Actuals	2017-18 Budget
Total, Restricted Balance		0.00	0.00

SOUTH MONTEREY COUNTY JOINT UNION HIGH SCHOOL DISTRICT
800 Broadway Street, King City, CA 93930 • 831-385-0606 • FAX 831-385-0695

2017/18 Budget Report
June 26, 2017

Fund 56
Debt Service Fund

Description	Resource Codes	Object Codes	2016-17 Estimated Actuals	2017-18 Budget	Percent Difference
A. REVENUES					
1) LCFF Sources		8010-8099	0.00	0.00	0.0%
2) Federal Revenue		8100-8299	0.00	0.00	0.0%
3) Other State Revenue		8300-8599	0.00	0.00	0.0%
4) Other Local Revenue		8600-8799	0.00	0.00	0.0%
5) TOTAL, REVENUES			0.00	0.00	0.0%
B. EXPENDITURES					
1) Certificated Salaries		1000-1999	0.00	0.00	0.0%
2) Classified Salaries		2000-2999	0.00	0.00	0.0%
3) Employee Benefits		3000-3999	0.00	0.00	0.0%
4) Books and Supplies		4000-4999	0.00	0.00	0.0%
5) Services and Other Operating Expenditures		5000-5999	0.00	0.00	0.0%
6) Capital Outlay		6000-6999	0.00	0.00	0.0%
7) Other Outgo (excluding Transfers of Indirect Costs)		7100-7299, 7400-7499	0.00	0.00	0.0%
8) Other Outgo - Transfers of Indirect Costs		7300-7399	0.00	0.00	0.0%
9) TOTAL, EXPENDITURES			0.00	0.00	0.0%
C. EXCESS (DEFICIENCY) OF REVENUES OVER EXPENDITURES BEFORE OTHER FINANCING SOURCES AND USES (A5 - B9)			0.00	0.00	0.0%
D. OTHER FINANCING SOURCES/USES					
1) Interfund Transfers					
a) Transfers In		8900-8929	2,500,000.00	0.00	-100.0%
b) Transfers Out		7600-7629	0.00	0.00	0.0%
2) Other Sources/Uses					
a) Sources		8930-8979	0.00	0.00	0.0%
b) Uses		7630-7699	0.00	0.00	0.0%
3) Contributions		8980-8999	0.00	0.00	0.0%
4) TOTAL, OTHER FINANCING SOURCES/USES			2,500,000.00	0.00	-100.0%

Description	Resource Codes	Object Codes	2016-17 Estimated Actuals	2017-18 Budget	Percent Difference
E. NET INCREASE (DECREASE) IN FUND BALANCE (C + D4)			2,500,000.00	0.00	-100.0%
F. FUND BALANCE, RESERVES					
1) Beginning Fund Balance					
a) As of July 1 - Unaudited		9791	1,248,727.02	3,748,727.02	200.2%
b) Audit Adjustments		9793	0.00	0.00	0.0%
c) As of July 1 - Audited (F1a + F1b)			1,248,727.02	3,748,727.02	200.2%
d) Other Restatements		9795	0.00	0.00	0.0%
e) Adjusted Beginning Balance (F1c + F1d)			1,248,727.02	3,748,727.02	200.2%
2) Ending Balance, June 30 (E + F1e)			3,748,727.02	3,748,727.02	0.0%
Components of Ending Fund Balance					
a) Nonspendable					
Revolving Cash		9711	0.00	0.00	0.0%
Stores		9712	0.00	0.00	0.0%
Prepaid Expenditures		9713	0.00	0.00	0.0%
All Others		9719	0.00	0.00	0.0%
b) Restricted		9740	0.00	0.00	0.0%
c) Committed					
Stabilization Arrangements		9750	0.00	0.00	0.0%
Other Commitments		9760	0.00	0.00	0.0%
d) Assigned					
Other Assignments		9780	3,748,727.02	3,748,727.02	0.0%
e) Unassigned/Unappropriated					
Reserve for Economic Uncertainties		9789	0.00	0.00	0.0%
Unassigned/Unappropriated Amount		9790	0.00	0.00	0.0%

Description	Resource Codes	Object Codes	2016-17 Estimated Actuals	2017-18 Budget	Percent Difference
G. ASSETS					
1) Cash					
a) in County Treasury		9110	0.00		
1) Fair Value Adjustment to Cash in County Treasury		9111	0.00		
b) in Banks		9120	0.00		
c) in Revolving Fund		9130	0.00		
d) with Fiscal Agent		9135	1,248,727.02		
e) collections awaiting deposit		9140	0.00		
2) Investments		9150	0.00		
3) Accounts Receivable		9200	0.00		
4) Due from Grantor Government		9290	0.00		
5) Due from Other Funds		9310	0.00		
6) Stores		9320	0.00		
7) Prepaid Expenditures		9330	0.00		
8) Other Current Assets		9340	0.00		
9) TOTAL, ASSETS			1,248,727.02		
H. DEFERRED OUTFLOWS OF RESOURCES					
1) Deferred Outflows of Resources		9490	0.00		
2) TOTAL, DEFERRED OUTFLOWS			0.00		
I. LIABILITIES					
1) Accounts Payable		9500	0.00		
2) Due to Grantor Governments		9590	0.00		
3) Due to Other Funds		9610	0.00		
4) Current Loans		9640	0.00		
5) Unearned Revenue		9650	0.00		
6) TOTAL, LIABILITIES			0.00		
J. DEFERRED INFLOWS OF RESOURCES					
1) Deferred Inflows of Resources		9690	0.00		
2) TOTAL, DEFERRED INFLOWS			0.00		
K. FUND EQUITY					
Ending Fund Balance, June 30 (G9 + H2) - (I6 + J2)			1,248,727.02		

Description	Resource Codes	Object Codes	2016-17 Estimated Actuals	2017-18 Budget	Percent Difference
FEDERAL REVENUE					
All Other Federal Revenue		8290	0.00	0.00	0.0%
TOTAL, FEDERAL REVENUE			0.00	0.00	0.0%
OTHER STATE REVENUE					
All Other State Revenue		8590	0.00	0.00	0.0%
TOTAL, OTHER STATE REVENUE			0.00	0.00	0.0%
OTHER LOCAL REVENUE					
Interest		8660	0.00	0.00	0.0%
Net Increase (Decrease) in the Fair Value of Investments		8662	0.00	0.00	0.0%
Other Local Revenue					
All Other Local Revenue		8699	0.00	0.00	0.0%
TOTAL, OTHER LOCAL REVENUE			0.00	0.00	0.0%
TOTAL, REVENUES			0.00	0.00	0.0%
OTHER OUTGO (excluding Transfers of Indirect Costs)					
Debt Service					
Debt Service - Interest		7438	0.00	0.00	0.0%
Other Debt Service - Principal		7439	0.00	0.00	0.0%
TOTAL, OTHER OUTGO (excluding Transfers of Indirect Costs)			0.00	0.00	0.0%
TOTAL, EXPENDITURES			0.00	0.00	0.0%

Description	Resource Codes	Object Codes	2016-17 Estimated Actuals	2017-18 Budget	Percent Difference
INTERFUND TRANSFERS					
INTERFUND TRANSFERS IN					
Other Authorized Interfund Transfers In		8919	2,500,000.00	0.00	-100.0%
(a) TOTAL, INTERFUND TRANSFERS IN			2,500,000.00	0.00	-100.0%
INTERFUND TRANSFERS OUT					
Other Authorized Interfund Transfers Out		7619	0.00	0.00	0.0%
(b) TOTAL, INTERFUND TRANSFERS OUT			0.00	0.00	0.0%
OTHER SOURCES/USES					
SOURCES					
Other Sources					
Transfers from Funds of Lapsed/Reorganized LEAs		8965	0.00	0.00	0.0%
Long-Term Debt Proceeds					
Proceeds from Certificates of Participation		8971	0.00	0.00	0.0%
All Other Financing Sources		8979	0.00	0.00	0.0%
(c) TOTAL, SOURCES			0.00	0.00	0.0%
USES					
Transfers of Funds from Lapsed/Reorganized LEAs		7651	0.00	0.00	0.0%
All Other Financing Uses		7699	0.00	0.00	0.0%
(d) TOTAL, USES			0.00	0.00	0.0%
CONTRIBUTIONS					
Contributions from Unrestricted Revenues		8980	0.00	0.00	0.0%
Contributions from Restricted Revenues		8990	0.00	0.00	0.0%
(e) TOTAL, CONTRIBUTIONS			0.00	0.00	0.0%
TOTAL, OTHER FINANCING SOURCES/USES (a - b + c - d + e)			2,500,000.00	0.00	-100.0%

Description	Function Codes	Object Codes	2016-17 Estimated Actuals	2017-18 Budget	Percent Difference
A. REVENUES					
1) LCFF Sources		8010-8099	0.00	0.00	0.0%
2) Federal Revenue		8100-8299	0.00	0.00	0.0%
3) Other State Revenue		8300-8599	0.00	0.00	0.0%
4) Other Local Revenue		8600-8799	0.00	0.00	0.0%
5) TOTAL, REVENUES			0.00	0.00	0.0%
B. EXPENDITURES (Objects 1000-7999)					
1) Instruction	1000-1999		0.00	0.00	0.0%
2) Instruction - Related Services	2000-2999		0.00	0.00	0.0%
3) Pupil Services	3000-3999		0.00	0.00	0.0%
4) Ancillary Services	4000-4999		0.00	0.00	0.0%
5) Community Services	5000-5999		0.00	0.00	0.0%
6) Enterprise	6000-6999		0.00	0.00	0.0%
7) General Administration	7000-7999		0.00	0.00	0.0%
8) Plant Services	8000-8999		0.00	0.00	0.0%
9) Other Outgo	9000-9999	Except 7600-7699	0.00	0.00	0.0%
10) TOTAL, EXPENDITURES			0.00	0.00	0.0%
C. EXCESS (DEFICIENCY) OF REVENUES OVER EXPENDITURES BEFORE OTHER FINANCING SOURCES AND USES (A5 - B10)			0.00	0.00	0.0%
D. OTHER FINANCING SOURCES/USES					
1) Interfund Transfers					
a) Transfers In		8900-8929	2,500,000.00	0.00	-100.0%
b) Transfers Out		7600-7629	0.00	0.00	0.0%
2) Other Sources/Uses					
a) Sources		8930-8979	0.00	0.00	0.0%
b) Uses		7630-7699	0.00	0.00	0.0%
3) Contributions		8980-8999	0.00	0.00	0.0%
4) TOTAL, OTHER FINANCING SOURCES/USES			2,500,000.00	0.00	-100.0%

Description	Function Codes	Object Codes	2016-17 Estimated Actuals	2017-18 Budget	Percent Difference
E. NET INCREASE (DECREASE) IN FUND BALANCE (C + D4)			2,500,000.00	0.00	-100.0%
F. FUND BALANCE, RESERVES					
1) Beginning Fund Balance					
a) As of July 1 - Unaudited		9791	1,248,727.02	3,748,727.02	200.2%
b) Audit Adjustments		9793	0.00	0.00	0.0%
c) As of July 1 - Audited (F1a + F1b)			1,248,727.02	3,748,727.02	200.2%
d) Other Restatements		9795	0.00	0.00	0.0%
e) Adjusted Beginning Balance (F1c + F1d)			1,248,727.02	3,748,727.02	200.2%
2) Ending Balance, June 30 (E + F1e)			3,748,727.02	3,748,727.02	0.0%
Components of Ending Fund Balance					
a) Nonspendable					
Revolving Cash		9711	0.00	0.00	0.0%
Stores		9712	0.00	0.00	0.0%
Prepaid Expenditures		9713	0.00	0.00	0.0%
All Others		9719	0.00	0.00	0.0%
b) Restricted		9740	0.00	0.00	0.0%
c) Committed					
Stabilization Arrangements		9750	0.00	0.00	0.0%
Other Commitments (by Resource/Object)		9760	0.00	0.00	0.0%
d) Assigned					
Other Assignments (by Resource/Object)		9780	3,748,727.02	3,748,727.02	0.0%
e) Unassigned/Unappropriated					
Reserve for Economic Uncertainties		9789	0.00	0.00	0.0%
Unassigned/Unappropriated Amount		9790	0.00	0.00	0.0%

Resource	Description	2016-17 Estimated Actuals	2017-18 Budget
Total, Restricted Balance		0.00	0.00

SOUTH MONTEREY COUNTY JOINT UNION HIGH SCHOOL DISTRICT
800 Broadway Street, King City, CA 93930 • 831-385-0606 • FAX 831-385-0695

2017/18 Budget Report
June 26, 2017

Form A1
Average Daily Attendance

Description	2016-17 Estimated Actuals			2017-18 Budget		
	P-2 ADA	Annual ADA	Funded ADA	Estimated P-2 ADA	Estimated Annual ADA	Estimated Funded ADA
A. DISTRICT						
1. Total District Regular ADA Includes Opportunity Classes, Home & Hospital, Special Day Class, Continuation Education, Special Education NPS/LCI and Extended Year, and Community Day School (includes Necessary Small School ADA)	2,147.86	2,147.86	2,147.86	2,211.00	2,211.00	2,211.00
2. Total Basic Aid Choice/Court Ordered Voluntary Pupil Transfer Regular ADA Includes Opportunity Classes, Home & Hospital, Special Day Class, Continuation Education, Special Education NPS/LCI and Extended Year, and Community Day School (ADA not included in Line A1 above)						
3. Total Basic Aid Open Enrollment Regular ADA Includes Opportunity Classes, Home & Hospital, Special Day Class, Continuation Education, Special Education NPS/LCI and Extended Year, and Community Day School (ADA not included in Line A1 above)						
4. Total, District Regular ADA (Sum of Lines A1 through A3)	2,147.86	2,147.86	2,147.86	2,211.00	2,211.00	2,211.00
5. District Funded County Program ADA						
a. County Community Schools	5.40	5.40	5.40			
b. Special Education-Special Day Class	5.01	5.01	5.01	5.58	5.58	5.58
c. Special Education-NPS/LCI						
d. Special Education Extended Year	0.26	0.26	0.26			
e. Other County Operated Programs: Opportunity Schools and Full Day Opportunity Classes, Specialized Secondary Schools, Technical, Agricultural, and Natural Resource Conservation Schools						
f. County School Tuition Fund (Out of State Tuition) [EC 2000 and 46380]						
g. Total, District Funded County Program ADA (Sum of Lines A5a through A5f)	10.67	10.67	10.67	5.58	5.58	5.58
6. TOTAL DISTRICT ADA (Sum of Line A4 and Line A5g)	2,158.53	2,158.53	2,158.53	2,216.58	2,216.58	2,216.58
7. Adults in Correctional Facilities						
8. Charter School ADA (Enter Charter School ADA using Tab C. Charter School ADA)						

Description	2016-17 Estimated Actuals			2017-18 Budget		
	P-2 ADA	Annual ADA	Funded ADA	Estimated P-2 ADA	Estimated Annual ADA	Estimated Funded ADA
B. COUNTY OFFICE OF EDUCATION						
1. County Program Alternative Education ADA						
a. County Group Home and Institution Pupils						
b. Juvenile Halls, Homes, and Camps						
c. Probation Referred, On Probation or Parole, Expelled per EC 48915(a) or (c) [EC 2574(c)(4)(A)]						
d. Total, County Program Alternative Education ADA (Sum of Lines B1a through B1c)	0.00	0.00	0.00	0.00	0.00	0.00
2. District Funded County Program ADA						
a. County Community Schools						
b. Special Education-Special Day Class						
c. Special Education-NPS/LCI						
d. Special Education Extended Year						
e. Other County Operated Programs: Opportunity Schools and Full Day Opportunity Classes, Specialized Secondary Schools, Technical, Agricultural, and Natural Resource Conservation Schools						
f. County School Tuition Fund (Out of State Tuition) [EC 2000 and 46380]						
g. Total, District Funded County Program ADA (Sum of Lines B2a through B2f)	0.00	0.00	0.00	0.00	0.00	0.00
3. TOTAL COUNTY OFFICE ADA (Sum of Lines B1d and B2g)	0.00	0.00	0.00	0.00	0.00	0.00
4. Adults in Correctional Facilities						
5. County Operations Grant ADA						
6. Charter School ADA (Enter Charter School ADA using Tab C. Charter School ADA)						

Description	2016-17 Estimated Actuals			2017-18 Budget		
	P-2 ADA	Annual ADA	Funded ADA	Estimated P-2 ADA	Estimated Annual ADA	Estimated Funded ADA
C. CHARTER SCHOOL ADA						
Authorizing LEAs reporting charter school SACS financial data in their Fund 01, 09, or 62 use this worksheet to report ADA for those charter schools. Charter schools reporting SACS financial data separately from their authorizing LEAs in Fund 01 or Fund 62 use this worksheet to report their ADA.						
FUND 01: Charter School ADA corresponding to SACS financial data reported in Fund 01.						
1. Total Charter School Regular ADA						
2. Charter School County Program Alternative Education ADA						
a. County Group Home and Institution Pupils						
b. Juvenile Halls, Homes, and Camps						
c. Probation Referred, On Probation or Parole, Expelled per EC 48915(a) or (c) [EC 2574(c)(4)(A)]						
d. Total, Charter School County Program Alternative Education ADA (Sum of Lines C2a through C2c)	0.00	0.00	0.00	0.00	0.00	0.00
3. Charter School Funded County Program ADA						
a. County Community Schools						
b. Special Education-Special Day Class						
c. Special Education-NPS/LCI						
d. Special Education Extended Year						
e. Other County Operated Programs: Opportunity Schools and Full Day Opportunity Classes, Specialized Secondary Schools, Technical, Agricultural, and Natural Resource Conservation Schools						
f. Total, Charter School Funded County Program ADA (Sum of Lines C3a through C3e)	0.00	0.00	0.00	0.00	0.00	0.00
4. TOTAL CHARTER SCHOOL ADA (Sum of Lines C1, C2d, and C3f)	0.00	0.00	0.00	0.00	0.00	0.00
FUND 09 or 62: Charter School ADA corresponding to SACS financial data reported in Fund 09 or Fund 62.						
5. Total Charter School Regular ADA						
6. Charter School County Program Alternative Education ADA						
a. County Group Home and Institution Pupils						
b. Juvenile Halls, Homes, and Camps						
c. Probation Referred, On Probation or Parole, Expelled per EC 48915(a) or (c) [EC 2574(c)(4)(A)]						
d. Total, Charter School County Program Alternative Education ADA (Sum of Lines C6a through C6c)	0.00	0.00	0.00	0.00	0.00	0.00
7. Charter School Funded County Program ADA						
a. County Community Schools						
b. Special Education-Special Day Class						
c. Special Education-NPS/LCI						
d. Special Education Extended Year						
e. Other County Operated Programs: Opportunity Schools and Full Day Opportunity Classes, Specialized Secondary Schools, Technical, Agricultural, and Natural Resource Conservation Schools						
f. Total, Charter School Funded County Program ADA (Sum of Lines C7a through C7e)	0.00	0.00	0.00	0.00	0.00	0.00
8. TOTAL CHARTER SCHOOL ADA (Sum of Lines C5, C6d, and C7f)	0.00	0.00	0.00	0.00	0.00	0.00
9. TOTAL CHARTER SCHOOL ADA Reported in Fund 01, 09, or 62 (Sum of Lines C4 and C8)	0.00	0.00	0.00	0.00	0.00	0.00

SOUTH MONTEREY COUNTY JOINT UNION HIGH SCHOOL DISTRICT
800 Broadway Street, King City, CA 93930 • 831-385-0606 • FAX 831-385-0695

2017/18 Budget Report
June 26, 2017

Form SIA
Summary of Interfund Activities

Description	Direct Costs - Interfund Transfers In 5750	Direct Costs - Interfund Transfers Out 5750	Indirect Costs - Interfund Transfers In 7350	Indirect Costs - Interfund Transfers Out 7350	Interfund Transfers In 8900-8929	Interfund Transfers Out 7600-7629	Due From Other Funds 9310	Due To Other Funds 9610
01 GENERAL FUND								
Expenditure Detail	976.74	0.00	0.00	0.00				
Other Sources/Uses Detail					0.00	0.00		
Fund Reconciliation							0.00	0.00
09 CHARTER SCHOOLS SPECIAL REVENUE FUND								
Expenditure Detail	0.00	0.00	0.00	0.00				
Other Sources/Uses Detail					0.00	0.00		
Fund Reconciliation							0.00	0.00
10 SPECIAL EDUCATION PASS-THROUGH FUND								
Expenditure Detail								
Other Sources/Uses Detail							0.00	0.00
Fund Reconciliation								
11 ADULT EDUCATION FUND								
Expenditure Detail	0.00	0.00	0.00	0.00				
Other Sources/Uses Detail					0.00	0.00		
Fund Reconciliation							0.00	0.00
12 CHILD DEVELOPMENT FUND								
Expenditure Detail	0.00	0.00	0.00	0.00				
Other Sources/Uses Detail					0.00	0.00		
Fund Reconciliation							0.00	0.00
13 CAFETERIA SPECIAL REVENUE FUND								
Expenditure Detail	0.00	(976.74)	0.00	0.00				
Other Sources/Uses Detail					0.00	0.00		
Fund Reconciliation							0.00	0.00
14 DEFERRED MAINTENANCE FUND								
Expenditure Detail	0.00	0.00						
Other Sources/Uses Detail					0.00	0.00		
Fund Reconciliation							0.00	0.00
15 PUPIL TRANSPORTATION EQUIPMENT FUND								
Expenditure Detail	0.00	0.00						
Other Sources/Uses Detail					0.00	0.00		
Fund Reconciliation							0.00	0.00
17 SPECIAL RESERVE FUND FOR OTHER THAN CAPITAL OUTLAY								
Expenditure Detail								
Other Sources/Uses Detail					0.00	2,500,000.00		
Fund Reconciliation							0.00	0.00
18 SCHOOL BUS EMISSIONS REDUCTION FUND								
Expenditure Detail	0.00	0.00						
Other Sources/Uses Detail					0.00	0.00		
Fund Reconciliation							0.00	0.00
19 FOUNDATION SPECIAL REVENUE FUND								
Expenditure Detail	0.00	0.00	0.00	0.00				
Other Sources/Uses Detail						0.00		
Fund Reconciliation							0.00	0.00
20 SPECIAL RESERVE FUND FOR POSTEMPLOYMENT BENEFITS								
Expenditure Detail					0.00	0.00		
Other Sources/Uses Detail							0.00	0.00
Fund Reconciliation								
21 BUILDING FUND								
Expenditure Detail	0.00	0.00						
Other Sources/Uses Detail					0.00	0.00		
Fund Reconciliation							0.00	0.00
25 CAPITAL FACILITIES FUND								
Expenditure Detail	0.00	0.00						
Other Sources/Uses Detail					0.00	0.00		
Fund Reconciliation							0.00	0.00
30 STATE SCHOOL BUILDING LEASE/PURCHASE FUND								
Expenditure Detail	0.00	0.00						
Other Sources/Uses Detail					0.00	0.00		
Fund Reconciliation							0.00	0.00
35 COUNTY SCHOOL FACILITIES FUND								
Expenditure Detail	0.00	0.00						
Other Sources/Uses Detail					0.00	0.00		
Fund Reconciliation							0.00	0.00
40 SPECIAL RESERVE FUND FOR CAPITAL OUTLAY PROJECTS								
Expenditure Detail	0.00	0.00						
Other Sources/Uses Detail					0.00	0.00		
Fund Reconciliation							0.00	0.00
49 CAP PROJ FUND FOR BLENDED COMPONENT UNITS								
Expenditure Detail	0.00	0.00						
Other Sources/Uses Detail					0.00	0.00		
Fund Reconciliation							0.00	0.00
51 BOND INTEREST AND REDEMPTION FUND								
Expenditure Detail								
Other Sources/Uses Detail					0.00	0.00		
Fund Reconciliation							0.00	0.00
52 DEBT SVC FUND FOR BLENDED COMPONENT UNITS								
Expenditure Detail								
Other Sources/Uses Detail					0.00	0.00		
Fund Reconciliation							0.00	0.00
53 TAX OVERRIDE FUND								
Expenditure Detail								
Other Sources/Uses Detail					0.00	0.00		
Fund Reconciliation							0.00	0.00
56 DEBT SERVICE FUND								
Expenditure Detail								
Other Sources/Uses Detail					2,500,000.00	0.00		
Fund Reconciliation							0.00	0.00
57 FOUNDATION PERMANENT FUND								
Expenditure Detail	0.00	0.00	0.00	0.00				
Other Sources/Uses Detail						0.00		
Fund Reconciliation							0.00	0.00
61 CAFETERIA ENTERPRISE FUND								
Expenditure Detail	0.00	0.00	0.00	0.00				
Other Sources/Uses Detail					0.00	0.00		
Fund Reconciliation							0.00	0.00

Description	Direct Costs - Interfund Transfers In 5750	Direct Costs - Interfund Transfers Out 5750	Indirect Costs - Interfund Transfers In 7350	Indirect Costs - Interfund Transfers Out 7350	Interfund Transfers In 8900-8929	Interfund Transfers Out 7600-7629	Due From Other Funds 9310	Due To Other Funds 9610
62 CHARTER SCHOOLS ENTERPRISE FUND								
Expenditure Detail	0.00	0.00	0.00	0.00				
Other Sources/Uses Detail					0.00	0.00		
Fund Reconciliation							0.00	0.00
63 OTHER ENTERPRISE FUND								
Expenditure Detail	0.00	0.00						
Other Sources/Uses Detail					0.00	0.00		
Fund Reconciliation							0.00	0.00
66 WAREHOUSE REVOLVING FUND								
Expenditure Detail	0.00	0.00						
Other Sources/Uses Detail					0.00	0.00		
Fund Reconciliation							0.00	0.00
67 SELF-INSURANCE FUND								
Expenditure Detail	0.00	0.00						
Other Sources/Uses Detail					0.00	0.00		
Fund Reconciliation							0.00	0.00
71 RETIREE BENEFIT FUND								
Expenditure Detail					0.00			
Other Sources/Uses Detail							0.00	0.00
Fund Reconciliation								
73 FOUNDATION PRIVATE-PURPOSE TRUST FUND								
Expenditure Detail	0.00	0.00						
Other Sources/Uses Detail					0.00			
Fund Reconciliation							0.00	0.00
76 WARRANT/PASS-THROUGH FUND								
Expenditure Detail								
Other Sources/Uses Detail							0.00	0.00
Fund Reconciliation								
95 STUDENT BODY FUND								
Expenditure Detail								
Other Sources/Uses Detail							0.00	0.00
Fund Reconciliation								
TOTALS	976.74	(976.74)	0.00	0.00	2,500,000.00	2,500,000.00	0.00	0.00

Description	Direct Costs - Interfund Transfers In 5750	Direct Costs - Interfund Transfers Out 5750	Indirect Costs - Interfund Transfers In 7350	Indirect Costs - Interfund Transfers Out 7350	Interfund Transfers In 8900-8929	Interfund Transfers Out 7600-7629	Due From Other Funds 9310	Due To Other Funds 9610
01 GENERAL FUND								
Expenditure Detail	3,000.00	0.00	0.00	0.00				
Other Sources/Uses Detail					0.00	0.00		
Fund Reconciliation								
09 CHARTER SCHOOLS SPECIAL REVENUE FUND								
Expenditure Detail	0.00	0.00	0.00	0.00				
Other Sources/Uses Detail					0.00	0.00		
Fund Reconciliation								
10 SPECIAL EDUCATION PASS-THROUGH FUND								
Expenditure Detail								
Other Sources/Uses Detail								
Fund Reconciliation								
11 ADULT EDUCATION FUND								
Expenditure Detail	0.00	0.00	0.00	0.00				
Other Sources/Uses Detail					0.00	0.00		
Fund Reconciliation								
12 CHILD DEVELOPMENT FUND								
Expenditure Detail	0.00	0.00	0.00	0.00				
Other Sources/Uses Detail					0.00	0.00		
Fund Reconciliation								
13 CAFETERIA SPECIAL REVENUE FUND								
Expenditure Detail	0.00	(3,000.00)	0.00	0.00				
Other Sources/Uses Detail					0.00	0.00		
Fund Reconciliation								
14 DEFERRED MAINTENANCE FUND								
Expenditure Detail	0.00	0.00						
Other Sources/Uses Detail					0.00	0.00		
Fund Reconciliation								
15 PUPIL TRANSPORTATION EQUIPMENT FUND								
Expenditure Detail	0.00	0.00						
Other Sources/Uses Detail					0.00	0.00		
Fund Reconciliation								
17 SPECIAL RESERVE FUND FOR OTHER THAN CAPITAL OUTLAY								
Expenditure Detail								
Other Sources/Uses Detail					0.00	0.00		
Fund Reconciliation								
18 SCHOOL BUS EMISSIONS REDUCTION FUND								
Expenditure Detail	0.00	0.00						
Other Sources/Uses Detail					0.00	0.00		
Fund Reconciliation								
19 FOUNDATION SPECIAL REVENUE FUND								
Expenditure Detail	0.00	0.00	0.00	0.00				
Other Sources/Uses Detail						0.00		
Fund Reconciliation								
20 SPECIAL RESERVE FUND FOR POSTEMPLOYMENT BENEFITS								
Expenditure Detail								
Other Sources/Uses Detail					0.00	0.00		
Fund Reconciliation								
21 BUILDING FUND								
Expenditure Detail	0.00	0.00						
Other Sources/Uses Detail					0.00	0.00		
Fund Reconciliation								
25 CAPITAL FACILITIES FUND								
Expenditure Detail	0.00	0.00						
Other Sources/Uses Detail					0.00	0.00		
Fund Reconciliation								
30 STATE SCHOOL BUILDING LEASE/PURCHASE FUND								
Expenditure Detail	0.00	0.00						
Other Sources/Uses Detail					0.00	0.00		
Fund Reconciliation								
35 COUNTY SCHOOL FACILITIES FUND								
Expenditure Detail	0.00	0.00						
Other Sources/Uses Detail					0.00	0.00		
Fund Reconciliation								
40 SPECIAL RESERVE FUND FOR CAPITAL OUTLAY PROJECTS								
Expenditure Detail	0.00	0.00						
Other Sources/Uses Detail					0.00	0.00		
Fund Reconciliation								
49 CAP PROJ FUND FOR BLENDED COMPONENT UNITS								
Expenditure Detail	0.00	0.00						
Other Sources/Uses Detail					0.00	0.00		
Fund Reconciliation								
51 BOND INTEREST AND REDEMPTION FUND								
Expenditure Detail								
Other Sources/Uses Detail					0.00	0.00		
Fund Reconciliation								
52 DEBT SVC FUND FOR BLENDED COMPONENT UNITS								
Expenditure Detail								
Other Sources/Uses Detail					0.00	0.00		
Fund Reconciliation								
53 TAX OVERRIDE FUND								
Expenditure Detail								
Other Sources/Uses Detail					0.00	0.00		
Fund Reconciliation								
56 DEBT SERVICE FUND								
Expenditure Detail								
Other Sources/Uses Detail					0.00	0.00		
Fund Reconciliation								
57 FOUNDATION PERMANENT FUND								
Expenditure Detail	0.00	0.00	0.00	0.00				
Other Sources/Uses Detail						0.00		
Fund Reconciliation								
61 CAFETERIA ENTERPRISE FUND								
Expenditure Detail	0.00	0.00	0.00	0.00				
Other Sources/Uses Detail					0.00	0.00		
Fund Reconciliation								

Description	Direct Costs - Interfund Transfers In 5750	Direct Costs - Interfund Transfers Out 5750	Indirect Costs - Interfund Transfers In 7350	Indirect Costs - Interfund Transfers Out 7350	Interfund Transfers In 8900-8929	Interfund Transfers Out 7600-7629	Due From Other Funds 9310	Due To Other Funds 9610
62 CHARTER SCHOOLS ENTERPRISE FUND								
Expenditure Detail	0.00	0.00	0.00	0.00				
Other Sources/Uses Detail					0.00	0.00		
Fund Reconciliation								
63 OTHER ENTERPRISE FUND								
Expenditure Detail	0.00	0.00						
Other Sources/Uses Detail					0.00	0.00		
Fund Reconciliation								
66 WAREHOUSE REVOLVING FUND								
Expenditure Detail	0.00	0.00						
Other Sources/Uses Detail					0.00	0.00		
Fund Reconciliation								
67 SELF-INSURANCE FUND								
Expenditure Detail	0.00	0.00						
Other Sources/Uses Detail					0.00	0.00		
Fund Reconciliation								
71 RETIREE BENEFIT FUND								
Expenditure Detail					0.00			
Other Sources/Uses Detail								
Fund Reconciliation								
73 FOUNDATION PRIVATE-PURPOSE TRUST FUND								
Expenditure Detail	0.00	0.00						
Other Sources/Uses Detail					0.00			
Fund Reconciliation								
76 WARRANT/PASS-THROUGH FUND								
Expenditure Detail								
Other Sources/Uses Detail								
Fund Reconciliation								
95 STUDENT BODY FUND								
Expenditure Detail								
Other Sources/Uses Detail								
Fund Reconciliation								
TOTALS	3,000.00	(3,000.00)	0.00	0.00	0.00	0.00		

SOUTH MONTEREY COUNTY JOINT UNION HIGH SCHOOL DISTRICT
800 Broadway Street, King City, CA 93930 • 831-385-0606 • FAX 831-385-0695

2017/18 Budget Report
June 26, 2017

Form MYP
Multi-Year Projections

Description	Object Codes	2017-18 Budget (Form 01) (A)	% Change (Cols. C-A/A) (B)	2018-19 Projection (C)	% Change (Cols. E-C/C) (D)	2019-20 Projection (E)
(Enter projections for subsequent years 1 and 2 in Columns C and E; current year - Column A - is extracted)						
A. REVENUES AND OTHER FINANCING SOURCES						
1. LCFF/Revenue Limit Sources	8010-8099	24,366,598.00	8.87%	26,528,782.00	3.87%	27,555,388.00
2. Federal Revenues	8100-8299	4,536.00	-100.00%	0.00	0.00%	0.00
3. Other State Revenues	8300-8599	447,555.00	1.20%	452,925.00	1.20%	458,360.00
4. Other Local Revenues	8600-8799	642,408.00	0.00%	642,408.00	0.00%	642,408.00
5. Other Financing Sources						
a. Transfers In	8900-8929	0.00	0.00%		0.00%	
b. Other Sources	8930-8979	0.00	0.00%		0.00%	
c. Contributions	8980-8999	(3,591,887.00)	2.71%	(3,689,242.00)	3.66%	(3,824,420.00)
6. Total (Sum lines A1 thru A5c)		21,869,210.00	9.45%	23,934,873.00	3.75%	24,831,736.00
B. EXPENDITURES AND OTHER FINANCING USES						
1. Certificated Salaries						
a. Base Salaries				9,564,634.00		10,161,910.00
b. Step & Column Adjustment				133,946.00		143,470.00
c. Cost-of-Living Adjustment						
d. Other Adjustments				463,330.00		450,000.00
e. Total Certificated Salaries (Sum lines B1a thru B1d)	1000-1999	9,564,634.00	6.24%	10,161,910.00	5.84%	10,755,380.00
2. Classified Salaries						
a. Base Salaries				2,557,024.00		2,627,310.26
b. Step & Column Adjustment				19,146.26		23,645.00
c. Cost-of-Living Adjustment				51,140.00		
d. Other Adjustments						
e. Total Classified Salaries (Sum lines B2a thru B2d)	2000-2999	2,557,024.00	2.75%	2,627,310.26	0.90%	2,650,955.26
3. Employee Benefits	3000-3999	4,250,773.00	6.98%	4,547,608.00	5.05%	4,777,402.00
4. Books and Supplies	4000-4999	1,439,111.00	12.42%	1,617,893.00	2.00%	1,650,251.00
5. Services and Other Operating Expenditures	5000-5999	2,327,592.00	2.50%	2,385,781.00	2.50%	2,445,425.00
6. Capital Outlay	6000-6999	288,934.00	-65.39%	100,000.00	0.00%	100,000.00
7. Other Outgo (excluding Transfers of Indirect Costs)	7100-7299, 7400-7499	1,403,435.00	-0.11%	1,401,935.00	-0.11%	1,400,435.00
8. Other Outgo - Transfers of Indirect Costs	7300-7399	(36,376.00)	0.00%	(36,376.00)	0.00%	(36,376.00)
9. Other Financing Uses						
a. Transfers Out	7600-7629	0.00	0.00%		0.00%	
b. Other Uses	7630-7699	0.00	0.00%		0.00%	
10. Other Adjustments (Explain in Section F below)						
11. Total (Sum lines B1 thru B10)		21,795,127.00	4.64%	22,806,061.26	4.11%	23,743,472.26
C. NET INCREASE (DECREASE) IN FUND BALANCE (Line A6 minus line B11)		74,083.00		1,128,811.74		1,088,263.74
D. FUND BALANCE						
1. Net Beginning Fund Balance (Form 01, line F1c)		7,400,964.55		7,475,047.55		8,603,859.29
2. Ending Fund Balance (Sum lines C and D1)		7,475,047.55		8,603,859.29		9,692,123.03
3. Components of Ending Fund Balance						
a. Nonspendable	9710-9719	6,000.00		6,000.00		6,000.00
b. Restricted	9740					
c. Committed						
1. Stabilization Arrangements	9750	0.00				
2. Other Commitments	9760	0.00				
d. Assigned	9780	334,702.52				
e. Unassigned/Unappropriated						
1. Reserve for Economic Uncertainties	9789	4,790,702.34		4,981,688.00		5,166,630.00
2. Unassigned/Unappropriated	9790	2,343,642.69		3,616,171.29		4,519,493.03
f. Total Components of Ending Fund Balance (Line D3f must agree with line D2)		7,475,047.55		8,603,859.29		9,692,123.03

Description	Object Codes	2017-18 Budget (Form 01) (A)	% Change (Cols. C-A/A) (B)	2018-19 Projection (C)	% Change (Cols. E-C/C) (D)	2019-20 Projection (E)
E. AVAILABLE RESERVES						
1. General Fund						
a. Stabilization Arrangements	9750	0.00		0.00		0.00
b. Reserve for Economic Uncertainties	9789	4,790,702.34		4,981,688.00		5,166,630.00
c. Unassigned/Unappropriated	9790	2,343,642.69		3,616,171.29		4,519,493.03
(Enter reserve projections for subsequent years 1 and 2 in Columns C and E; current year - Column A - is extracted.)						
2. Special Reserve Fund - Noncapital Outlay (Fund 17)						
a. Stabilization Arrangements	9750					
b. Reserve for Economic Uncertainties	9789	569,370.60				
c. Unassigned/Unappropriated	9790					
3. Total Available Reserves (Sum lines E1a thru E2c)		7,703,715.63		8,597,859.29		9,686,123.03

F. ASSUMPTIONS

Please provide below or on a separate attachment, the assumptions used to determine the projections for the first and second subsequent fiscal years. Further, please include an explanation for any significant expenditure adjustments projected in lines B1d, B2d, and B10. For additional information, please refer to the Budget Assumptions section of the SACS Financial Reporting Software User Guide.

Based on increased enrollment, we have increased our Certificated FTE's. Classified salaries were increasd for 18/19 due to an negotiated increased of 2%.

Description	Object Codes	2017-18 Budget (Form 01) (A)	% Change (Cols. C-A/A) (B)	2018-19 Projection (C)	% Change (Cols. E-C/C) (D)	2019-20 Projection (E)
(Enter projections for subsequent years 1 and 2 in Columns C and E; current year - Column A - is extracted)						
A. REVENUES AND OTHER FINANCING SOURCES						
1. LCFF/Revenue Limit Sources	8010-8099	0.00	0.00%	0.00	0.00%	
2. Federal Revenues	8100-8299	1,277,995.00	0.00%	1,277,995.00	0.00%	1,277,995.00
3. Other State Revenues	8300-8599	476,251.00	1.00%	481,013.00	1.00%	485,823.00
4. Other Local Revenues	8600-8799	1,039,342.00	1.00%	1,049,735.00	1.00%	1,060,232.00
5. Other Financing Sources						
a. Transfers In	8900-8929	0.00	0.00%		0.00%	
b. Other Sources	8930-8979	0.00	0.00%		0.00%	
c. Contributions	8980-8999	3,591,887.00	2.71%	3,689,242.00	3.66%	3,824,420.00
6. Total (Sum lines A1 thru A5c)		6,385,475.00	1.76%	6,497,985.00	2.32%	6,648,470.00
B. EXPENDITURES AND OTHER FINANCING USES						
1. Certificated Salaries						
a. Base Salaries				1,953,724.00		1,980,956.00
b. Step & Column Adjustment				27,232.00		29,714.00
c. Cost-of-Living Adjustment						
d. Other Adjustments						
e. Total Certificated Salaries (Sum lines B1a thru B1d)	1000-1999	1,953,724.00	1.39%	1,980,956.00	1.50%	2,010,670.00
2. Classified Salaries						
a. Base Salaries				776,797.00		816,615.00
b. Step & Column Adjustment				24,282.00		24,090.00
c. Cost-of-Living Adjustment				15,536.00		
d. Other Adjustments						
e. Total Classified Salaries (Sum lines B2a thru B2d)	2000-2999	776,797.00	5.13%	816,615.00	2.95%	840,705.00
3. Employee Benefits	3000-3999	1,033,865.00	4.97%	1,085,211.00	5.36%	1,143,425.00
4. Books and Supplies	4000-4999	421,994.00	-14.69%	360,000.00	0.83%	363,000.00
5. Services and Other Operating Expenditures	5000-5999	1,357,790.00	3.16%	1,400,651.00	1.57%	1,422,606.00
6. Capital Outlay	6000-6999	142,558.00	0.00%	142,558.00	0.00%	142,558.00
7. Other Outgo (excluding Transfers of Indirect Costs)	7100-7299, 7400-7499	662,371.00	2.00%	675,618.00	2.00%	689,130.00
8. Other Outgo - Transfers of Indirect Costs	7300-7399	36,376.00	0.00%	36,376.00	0.00%	36,376.00
9. Other Financing Uses						
a. Transfers Out	7600-7629	0.00	0.00%		0.00%	
b. Other Uses	7630-7699	0.00	0.00%		0.00%	
10. Other Adjustments (Explain in Section F below)						
11. Total (Sum lines B1 thru B10)		6,385,475.00	1.76%	6,497,985.00	2.32%	6,648,470.00
C. NET INCREASE (DECREASE) IN FUND BALANCE (Line A6 minus line B11)		0.00		0.00		0.00
D. FUND BALANCE						
1. Net Beginning Fund Balance (Form 01, line F1e)		119,902.61		119,902.61		119,902.61
2. Ending Fund Balance (Sum lines C and D1)		119,902.61		119,902.61		119,902.61
3. Components of Ending Fund Balance						
a. Nonspendable	9710-9719	0.00				
b. Restricted	9740	119,902.61		119,902.61		119,902.61
c. Committed						
1. Stabilization Arrangements	9750					
2. Other Commitments	9760					
d. Assigned	9780					
e. Unassigned/Unappropriated						
1. Reserve for Economic Uncertainties	9789					
2. Unassigned/Unappropriated	9790	0.00		0.00		0.00
f. Total Components of Ending Fund Balance (Line D3f must agree with line D2)		119,902.61		119,902.61		119,902.61

Description	Object Codes	2017-18 Budget (Form 01) (A)	% Change (Cols. C-A/A) (B)	2018-19 Projection (C)	% Change (Cols. E-C/C) (D)	2019-20 Projection (E)
E. AVAILABLE RESERVES						
1. General Fund						
a. Stabilization Arrangements	9750					
b. Reserve for Economic Uncertainties	9789					
c. Unassigned/Unappropriated	9790					
(Enter reserve projections for subsequent years 1 and 2 in Columns C and E; current year - Column A - is extracted.)						
2. Special Reserve Fund - Noncapital Outlay (Fund 17)						
a. Stabilization Arrangements	9750					
b. Reserve for Economic Uncertainties	9789					
c. Unassigned/Unappropriated	9790					
3. Total Available Reserves (Sum lines E1a thru E2c)						

F. ASSUMPTIONS

Please provide below or on a separate attachment, the assumptions used to determine the projections for the first and second subsequent fiscal years. Further, please include an explanation for any significant expenditure adjustments projected in lines B1d, B2d, and B10. For additional information, please refer to the Budget Assumptions section of the SACS Financial Reporting Software User Guide.

Description	Object Codes	2017-18 Budget (Form 01) (A)	% Change (Cols. C-A/A) (B)	2018-19 Projection (C)	% Change (Cols. E-C/C) (D)	2019-20 Projection (E)
(Enter projections for subsequent years 1 and 2 in Columns C and E; current year - Column A - is extracted)						
A. REVENUES AND OTHER FINANCING SOURCES						
1. LCFF/Revenue Limit Sources	8010-8099	24,366,598.00	8.87%	26,528,782.00	3.87%	27,555,388.00
2. Federal Revenues	8100-8299	1,282,531.00	-0.35%	1,277,995.00	0.00%	1,277,995.00
3. Other State Revenues	8300-8599	923,806.00	1.10%	933,938.00	1.10%	944,183.00
4. Other Local Revenues	8600-8799	1,681,750.00	0.62%	1,692,143.00	0.62%	1,702,640.00
5. Other Financing Sources						
a. Transfers In	8900-8929	0.00	0.00%	0.00	0.00%	0.00
b. Other Sources	8930-8979	0.00	0.00%	0.00	0.00%	0.00
c. Contributions	8980-8999	0.00	0.00%	0.00	0.00%	0.00
6. Total (Sum lines A1 thru A5c)		28,254,685.00	7.71%	30,432,858.00	3.44%	31,480,206.00
B. EXPENDITURES AND OTHER FINANCING USES						
1. Certificated Salaries						
a. Base Salaries				11,518,358.00		12,142,866.00
b. Step & Column Adjustment				161,178.00		173,184.00
c. Cost-of-Living Adjustment				0.00		0.00
d. Other Adjustments				463,330.00		450,000.00
e. Total Certificated Salaries (Sum lines B1a thru B1d)	1000-1999	11,518,358.00	5.42%	12,142,866.00	5.13%	12,766,050.00
2. Classified Salaries						
a. Base Salaries				3,333,821.00		3,443,925.26
b. Step & Column Adjustment				43,428.26		47,735.00
c. Cost-of-Living Adjustment				66,676.00		0.00
d. Other Adjustments				0.00		0.00
e. Total Classified Salaries (Sum lines B2a thru B2d)	2000-2999	3,333,821.00	3.30%	3,443,925.26	1.39%	3,491,660.26
3. Employee Benefits	3000-3999	5,284,638.00	6.59%	5,632,819.00	5.11%	5,920,827.00
4. Books and Supplies	4000-4999	1,861,105.00	6.28%	1,977,893.00	1.79%	2,013,251.00
5. Services and Other Operating Expenditures	5000-5999	3,685,382.00	2.74%	3,786,432.00	2.16%	3,868,031.00
6. Capital Outlay	6000-6999	431,492.00	-43.79%	242,558.00	0.00%	242,558.00
7. Other Outgo (excluding Transfers of Indirect Costs)	7100-7299, 7400-7499	2,065,806.00	0.57%	2,077,553.00	0.58%	2,089,565.00
8. Other Outgo - Transfers of Indirect Costs	7300-7399	0.00	0.00%	0.00	0.00%	0.00
9. Other Financing Uses						
a. Transfers Out	7600-7629	0.00	0.00%	0.00	0.00%	0.00
b. Other Uses	7630-7699	0.00	0.00%	0.00	0.00%	0.00
10. Other Adjustments				0.00		0.00
11. Total (Sum lines B1 thru B10)		28,180,602.00	3.99%	29,304,046.26	3.71%	30,391,942.26
C. NET INCREASE (DECREASE) IN FUND BALANCE (Line A6 minus line B11)		74,083.00		1,128,811.74		1,088,263.74
D. FUND BALANCE						
1. Net Beginning Fund Balance (Form 01, line F1e)		7,520,867.16		7,594,950.16		8,723,761.90
2. Ending Fund Balance (Sum lines C and D1)		7,594,950.16		8,723,761.90		9,812,025.64
3. Components of Ending Fund Balance						
a. Nonspendable	9710-9719	6,000.00		6,000.00		6,000.00
b. Restricted	9740	119,902.61		119,902.61		119,902.61
c. Committed						
1. Stabilization Arrangements	9750	0.00		0.00		0.00
2. Other Commitments	9760	0.00		0.00		0.00
d. Assigned	9780	334,702.52		0.00		0.00
e. Unassigned/Unappropriated						
1. Reserve for Economic Uncertainties	9789	4,790,702.34		4,981,688.00		5,166,630.00
2. Unassigned/Unappropriated	9790	2,343,642.69		3,616,171.29		4,519,493.03
f. Total Components of Ending Fund Balance (Line D3f must agree with line D2)		7,594,950.16		8,723,761.90		9,812,025.64

Description	Object Codes	2017-18 Budget (Form 01) (A)	% Change (Cols. C-A/A) (B)	2018-19 Projection (C)	% Change (Cols. E-C/C) (D)	2019-20 Projection (E)
E. AVAILABLE RESERVES						
1. General Fund						
a. Stabilization Arrangements	9750	0.00		0.00		0.00
b. Reserve for Economic Uncertainties	9789	4,790,702.34		4,981,688.00		5,166,630.00
c. Unassigned/Unappropriated	9790	2,343,642.69		3,616,171.29		4,519,493.03
d. Negative Restricted Ending Balances (Negative resources 2000-9999)	979Z			0.00		0.00
2. Special Reserve Fund - Noncapital Outlay (Fund 17)						
a. Stabilization Arrangements	9750	0.00		0.00		0.00
b. Reserve for Economic Uncertainties	9789	569,370.60		0.00		0.00
c. Unassigned/Unappropriated	9790	0.00		0.00		0.00
3. Total Available Reserves - by Amount (Sum lines E1a thru E2c)		7,703,715.63		8,597,859.29		9,686,123.03
4. Total Available Reserves - by Percent (Line E3 divided by Line F3c)		27.34%		29.34%		31.87%
F. RECOMMENDED RESERVES						
1. Special Education Pass-through Exclusions						
For districts that serve as the administrative unit (AU) of a special education local plan area (SELPA):						
a. Do you choose to exclude from the reserve calculation the pass-through funds distributed to SELPA members?	No					
b. If you are the SELPA AU and are excluding special education pass-through funds:						
1. Enter the name(s) of the SELPA(s):						
2. Special education pass-through funds (Column A: Fund 10, resources 3300-3499 and 6500-6540, objects 7211-7213 and 7221-7223; enter projections for subsequent years 1 and 2 in Columns C and E)		0.00		0.00		0.00
2. District ADA						
Used to determine the reserve standard percentage level on line F3d						
(Col. A: Form A, Estimated P-2 ADA column, Lines A4 and C4; enter projections)		2,211.00		2,353.65		2,381.72
3. Calculating the Reserves						
a. Expenditures and Other Financing Uses (Line B11)		28,180,602.00		29,304,046.26		30,391,942.26
b. Plus: Special Education Pass-through Funds (Line F1b2, if Line F1a is No)		0.00		0.00		0.00
c. Total Expenditures and Other Financing Uses (Line F3a plus line F3b)		28,180,602.00		29,304,046.26		30,391,942.26
d. Reserve Standard Percentage Level (Refer to Form 01CS, Criterion 10 for calculation details)		3%		3%		3%
e. Reserve Standard - By Percent (Line F3c times F3d)		845,418.06		879,121.39		911,758.27
f. Reserve Standard - By Amount (Refer to Form 01CS, Criterion 10 for calculation details)		0.00		0.00		0.00
g. Reserve Standard (Greater of Line F3e or F3f)		845,418.06		879,121.39		911,758.27
h. Available Reserves (Line E3) Meet Reserve Standard (Line F3g)		YES		YES		YES

SOUTH MONTEREY COUNTY JOINT UNION HIGH SCHOOL DISTRICT
800 Broadway Street, King City, CA 93930 • 831-385-0606 • FAX 831-385-0695

2017/18 Budget Report
June 26, 2017

Form CS
Criterion and Standards Review

Provide methodology and assumptions used to estimate ADA, enrollment, revenues, expenditures, reserves and fund balance, and multiyear commitments (including cost-of-living adjustments).

Deviations from the standards must be explained and may affect the approval of the budget.

CRITERIA AND STANDARDS

1. CRITERION: Average Daily Attendance

STANDARD: Funded average daily attendance (ADA) has not been overestimated in 1) the first prior fiscal year OR in 2) two or more of the previous three fiscal years by more than the following percentage levels:

Percentage Level	District ADA		
3.0%	0	to	300
2.0%	301	to	1,000
1.0%	1,001	and	over

District ADA (Form A, Estimated P-2 ADA column, lines A4 and C4): 2,211

District's ADA Standard Percentage Level: 1.0%

1A. Calculating the District's ADA Variances

DATA ENTRY: For the Third, Second, and First Prior Years, enter Estimated Funded ADA in the Original Budget Funded ADA column; enter district regular ADA and charter school ADA corresponding to financial data reported in the General Fund, only, for the Third, Second, and First Prior Years. All other data are extracted.

*Please note for FY 2014-15 original budget: Line C4 in Form A reflects total charter school ADA corresponding to financial data reported in funds 01, 09, and 62. Please adjust charter school ADA or explain accordingly.

Fiscal Year	Original Budget Funded ADA (Form A, Lines A4 and C4)*	Estimated/Unaudited Actuals Funded ADA (Form A, Lines A4 and C4)	ADA Variance Level (If Budget is greater than Actuals, else N/A)	Status
Third Prior Year (2014-15)				
District Regular	1,822	1,902		
Charter School				
Total ADA	**1,822**	**1,902**	**N/A**	**Met**
Second Prior Year (2015-16)				
District Regular	1,937	2,036		
Charter School				
Total ADA	**1,937**	**2,036**	**N/A**	**Met**
First Prior Year (2016-17)				
District Regular	2,086	2,148		
Charter School		0		
Total ADA	**2,086**	**2,148**	**N/A**	**Met**
Budget Year (2017-18)				
District Regular	2,211			
Charter School	0			
Total ADA	**2,211**			

1B. Comparison of District ADA to the Standard

DATA ENTRY: Enter an explanation if the standard is not met.

1a. STANDARD MET - Funded ADA has not been overestimated by more than the standard percentage level for the first prior year.

Explanation: (required if NOT met)

1b. STANDARD MET - Funded ADA has not been overestimated by more than the standard percentage level for two or more of the previous three years.

Explanation: (required if NOT met)

2. CRITERION: Enrollment

STANDARD: Projected enrollment has not been overestimated in 1) the first prior fiscal year OR in 2) two or more of the previous three fiscal years by more than the following percentage levels:

Percentage Level	District ADA		
3.0%	0	to	300
2.0%	301	to	1,000
1.0%	1,001	and	over

District ADA (Form A, Estimated P-2 ADA column, lines A4 and C4): 2,211

District's Enrollment Standard Percentage Level: 1.0%

2A. Calculating the District's Enrollment Variances

DATA ENTRY: Enter data in the Enrollment, Budget, column for all fiscal years and in the Enrollment, CBEDS Actual column for the First Prior Year; all other data are extracted or calculated. CBEDS Actual enrollment data preloaded in the District Regular lines will include both District Regular and Charter School enrollment. Districts will need to adjust the District Regular enrollment lines and the Charter School enrollment lines accordingly. Enter district regular enrollment and charter school enrollment corresponding to financial data reported in the General Fund, only, for all fiscal years.

Fiscal Year	Enrollment Budget	Enrollment CBEDS Actual	Enrollment Variance Level (If Budget is greater than Actual, else N/A)	Status
Third Prior Year (2014-15)				
District Regular	1,955	2,033		
Charter School				
Total Enrollment	1,955	2,033	N/A	Met
Second Prior Year (2015-16)				
District Regular	2,039	2,159		
Charter School				
Total Enrollment	2,039	2,159	N/A	Met
First Prior Year (2016-17)				
District Regular	2,189	2,252		
Charter School				
Total Enrollment	2,189	2,252	N/A	Met
Budget Year (2017-18)				
District Regular	2,391			
Charter School				
Total Enrollment	2,391			

2B. Comparison of District Enrollment to the Standard

DATA ENTRY: Enter an explanation if the standard is not met.

1a. STANDARD MET - Enrollment has not been overestimated by more than the standard percentage level for the first prior year.

Explanation: (required if NOT met)

1b. STANDARD MET - Enrollment has not been overestimated by more than the standard percentage level for two or more of the previous three years.

Explanation: (required if NOT met)

3. CRITERION: ADA to Enrollment

STANDARD: Projected second period (P-2) average daily attendance (ADA) to enrollment ratio for any of the budget year or two subsequent fiscal years has not increased from the historical average ratio from the three prior fiscal years by more than one half of one percent (0.5%).

3A. Calculating the District's ADA to Enrollment Standard

DATA ENTRY: All data are extracted or calculated. Data should reflect district regular and charter school ADA/enrollment corresponding to financial data reported in the General Fund, only, for all fiscal years.

Fiscal Year	P-2 ADA Estimated/Unaudited Actuals (Form A, Lines A4 and C4)	Enrollment CBEDS Actual (Criterion 2, Item 2A)	Historical Ratio of ADA to Enrollment
Third Prior Year (2014-15)			
District Regular	1,901	2,033	
Charter School		0	
Total ADA/Enrollment	**1,901**	**2,033**	**93.5%**
Second Prior Year (2015-16)			
District Regular	2,036	2,159	
Charter School			
Total ADA/Enrollment	**2,036**	**2,159**	**94.3%**
First Prior Year (2016-17)			
District Regular	2,148	2,252	
Charter School	0		
Total ADA/Enrollment	**2,148**	**2,252**	**95.4%**
		Historical Average Ratio:	94.4%
		District's ADA to Enrollment Standard (historical average ratio plus 0.5%):	**94.9%**

3B. Calculating the District's Projected Ratio of ADA to Enrollment

DATA ENTRY: Enter data in the Estimated P-2 ADA column for the two subsequent years. Enter data in the Enrollment column for the two subsequent years. Data should reflect district regular and charter school ADA/enrollment corresponding to financial data reported in the General Fund only, for all fiscal years. All other data are extracted or calculated.

Fiscal Year	Estimated P-2 ADA Budget (Form A, Lines A4 and C4)	Enrollment Budget/Projected (Criterion 2, Item 2A)	Ratio of ADA to Enrollment	Status
Budget Year (2017-18)				
District Regular	2,211	2,391		
Charter School	0			
Total ADA/Enrollment	**2,211**	**2,391**	**92.5%**	**Met**
1st Subsequent Year (2018-19)				
District Regular	2,349	2,526		
Charter School				
Total ADA/Enrollment	**2,349**	**2,526**	**93.0%**	**Met**
2nd Subsequent Year (2019-20)				
District Regular	2,378	2,557		
Charter School				
Total ADA/Enrollment	**2,378**	**2,557**	**93.0%**	**Met**

3C. Comparison of District ADA to Enrollment Ratio to the Standard

DATA ENTRY: Enter an explanation if the standard is not met.

1a. STANDARD MET - Projected P-2 ADA to enrollment ratio has not exceeded the standard for the budget and two subsequent fiscal years.

Explanation:
(required if NOT met)

4. CRITERION: LCFF Revenue

STANDARD: Projected local control funding formula (LCFF) revenue for any of the budget year or two subsequent fiscal years has not changed from the prior fiscal year by more than the change in population, plus the district's gap funding or cost-of-living adjustment (COLA)[1] and its economic recovery target payment, plus or minus one percent.

For basic aid districts, projected LCFF revenue has not changed from the prior fiscal year by more than the percent change in property tax revenues plus or minus one percent.

For districts funded by necessary small school formulas, projected LCFF revenue has not changed from the prior fiscal year amount by more than the district's gap funding or COLA[1] and its economic recovery target payment, plus or minus one percent.

[1]Districts that are already at or above their LCFF target funding as described in Education Code Section 42238.03(d) receive no gap funding. These districts have a COLA applied to their LCFF target, but their year-over-year revenue increase might be less than the statutory COLA due to certain local factors and components of the funding formula.

4A. District's LCFF Revenue Standard

Indicate which standard applies:

LCFF Revenue

Basic Aid

Necessary Small School

The District must select which LCFF revenue standard applies.
LCFF Revenue Standard selected: LCFF Revenue

4A1. Calculating the District's LCFF Revenue Standard

DATA ENTRY: Enter LCFF Target amounts for the budget and two subsequent fiscal years.
Enter data in Step 1a for the two subsequent fiscal years. All other data is extracted or calculated.
Enter data for Steps 2a through 2d. All other data is calculated.

Projected LCFF Revenue

Has the District reached its LCFF target funding level? No

If Yes, then COLA amount in Line 2b2 is used in Line 2e Total calculation.
If No, then Gap Funding in Line 2c is used in Line 2e Total calculation.

		Budget Year (2017-18)	1st Subsequent Year (2018-19)	2nd Subsequent Year (2019-20)
LCFF Target (Reference Only)		24,965,240.00	26,852,073.00	27,822,221.00

	Prior Year (2016-17)	Budget Year (2017-18)	1st Subsequent Year (2018-19)	2nd Subsequent Year (2019-20)
Step 1 - Change in Population				
a. ADA (Funded) (Form A, lines A6 and C4)	2,158.53	2,216.58	2,353.65	2,381.72
b. Prior Year ADA (Funded)		2,158.53	2,216.58	2,353.65
c. Difference (Step 1a minus Step 1b)		58.05	137.07	28.07
d. Percent Change Due to Population (Step 1c divided by Step 1b)		2.69%	6.18%	1.19%
Step 2 - Change in Funding Level				
a. Prior Year LCFF Funding		23,337,411.00	24,366,598.00	26,528,782.00
b1. COLA percentage (if district is at target)	Not Applicable	n/a	n/a	n/a
b2. COLA amount (proxy for purposes of this criterion)	Not Applicable	0.00	0.00	0.00
c. Gap Funding (if district is not at target)		469,789.00	812,260.00	740,465.00
d. Economic Recovery Target Funding (current year increment)				
e. Total (Lines 2b2 or 2c, as applicable, plus Line 2d)		469,789.00	812,260.00	740,465.00
f. Percent Change Due to Funding Level (Step 2e divided by Step 2a)		2.01%	3.33%	2.79%
Step 3 - Total Change in Population and Funding Level (Step 1d plus Step 2f)		4.70%	9.51%	3.98%
LCFF Revenue Standard (Step 3, plus/minus 1%):		3.70% to 5.70%	8.51% to 10.51%	2.98% to 4.98%

4A2. Alternate LCFF Revenue Standard - Basic Aid

DATA ENTRY: If applicable to your district, input data in the 1st and 2nd Subsequent Year columns for projected local property taxes; all other data are extracted or calculated.

Basic Aid District Projected LCFF Revenue

	Prior Year (2016-17)	Budget Year (2017-18)	1st Subsequent Year (2018-19)	2nd Subsequent Year (2019-20)
Projected Local Property Taxes (Form 01, Objects 8021 - 8089)	5,206,808.36	5,200,033.00	5,200,033.00	5,200,033.00
Percent Change from Previous Year		N/A	N/A	N/A
Basic Aid Standard (percent change from previous year, plus/minus 1%):		N/A	N/A	N/A

4A3. Alternate LCFF Revenue Standard - Necessary Small School

DATA ENTRY: All data are extracted or calculated.

Necessary Small School District Projected LCFF Revenue

	Budget Year (2017-18)	1st Subsequent Year (2018-19)	2nd Subsequent Year (2019-20)
Necessary Small School Standard (Gap Funding or COLA, plus Economic Recovery Target Payment, Step 2f, plus/minus 1%):	N/A	N/A	N/A

4B. Calculating the District's Projected Change in LCFF Revenue

DATA ENTRY: Enter data in the 1st and 2nd Subsequent Year columns for LCFF Revenue; all other data are extracted or calculated.

	Prior Year (2016-17)	Budget Year (2017-18)	1st Subsequent Year (2018-19)	2nd Subsequent Year (2019-20)
LCFF Revenue (Fund 01, Objects 8011, 8012, 8020-8089)	23,383,779.36	24,509,480.00	26,701,870.00	27,726,503.00
District's Projected Change in LCFF Revenue:		4.81%	8.95%	3.84%
LCFF Revenue Standard:		3.70% to 5.70%	8.51% to 10.51%	2.98% to 4.98%
Status:		Met	Met	Met

4C. Comparison of District LCFF Revenue to the Standard

DATA ENTRY: Enter an explanation if the standard is not met.

1a. STANDARD MET - Projected change in LCFF revenue has met the standard for the budget and two subsequent fiscal years.

Explanation:
(required if NOT met)

5. CRITERION: Salaries and Benefits

STANDARD: Projected ratio of total unrestricted salaries and benefits to total unrestricted general fund expenditures for any of the budget year or two subsequent fiscal years has not changed from the historical average ratio from the three prior fiscal years by more than the greater of three percent or the district's required reserves percentage.

5A. Calculating the District's Historical Average Ratio of Unrestricted Salaries and Benefits to Total Unrestricted General Fund Expenditures

DATA ENTRY: All data are extracted or calculated.

Fiscal Year	Estimated/Unaudited Actuals - Unrestricted (Resources 0000-1999) Salaries and Benefits (Form 01, Objects 1000-3999)	Total Expenditures (Form 01, Objects 1000-7499)	Ratio of Unrestricted Salaries and Benefits to Total Unrestricted Expenditures
Third Prior Year (2014-15)	10,648,678.42	14,243,982.09	74.8%
Second Prior Year (2015-16)	11,704,216.54	17,052,639.93	68.6%
First Prior Year (2016-17)	14,907,446.68	21,916,538.15	68.0%
		Historical Average Ratio:	70.5%

	Budget Year (2017-18)	1st Subsequent Year (2018-19)	2nd Subsequent Year (2019-20)
District's Reserve Standard Percentage (Criterion 10B, Line 4):	3.0%	3.0%	3.0%
District's Salaries and Benefits Standard (historical average ratio, plus/minus the greater of 3% or the district's reserve standard percentage):	**67.5% to 73.5%**	**67.5% to 73.5%**	**67.5% to 73.5%**

5B. Calculating the District's Projected Ratio of Unrestricted Salaries and Benefits to Total Unrestricted General Fund Expenditures

DATA ENTRY: If Form MYP exists, Unrestricted Salaries and Benefits, and Total Unrestricted Expenditures data for the 1st and 2nd Subsequent Years will be extracted; if not, enter data for the two subsequent years. All other data are extracted or calculated.

Fiscal Year	Budget - Unrestricted (Resources 0000-1999) Salaries and Benefits (Form 01, Objects 1000-3999) (Form MYP, Lines B1-B3)	Total Expenditures (Form 01, Objects 1000-7499) (Form MYP, Lines B1-B8, B10)	Ratio of Unrestricted Salaries and Benefits to Total Unrestricted Expenditures	Status
Budget Year (2017-18)	16,372,431.00	21,795,127.00	75.1%	Not Met
1st Subsequent Year (2018-19)	17,336,828.26	22,806,061.26	76.0%	Not Met
2nd Subsequent Year (2019-20)	18,183,737.26	23,743,472.26	76.6%	Not Met

5C. Comparison of District Salaries and Benefits Ratio to the Standard

DATA ENTRY: Enter an explanation if the standard is not met.

1a. STANDARD NOT MET - Projected ratio(s) of unrestricted salary and benefit costs to total unrestricted expenditures are outside the standard in one or more of the budget or two subsequent fiscal years. Provide reasons why the projection(s) exceed the standard, a description of the methods and assumptions used in projecting salaries and benefits, and what changes, if any, will be made to bring the projected salary and benefit costs within the standard.

Explanation:
(required if NOT met)

The district's historical average for salary and benefits are low compared to the state average. The district is projecting increasing staff for enrollment.

6. CRITERION: Other Revenues and Expenditures

STANDARD: Projected operating revenues (including federal, other state, and other local) or expenditures (including books and supplies, and services and other operating), for any of the budget year or two subsequent fiscal years, have not changed from the prior fiscal year amount by more than the percentage change in population and the funded cost-of-living adjustment (COLA) plus or minus ten percent.

For each major object category, changes that exceed the percentage change in population and the funded COLA plus or minus five percent must be explained.

6A. Calculating the District's Other Revenues and Expenditures Standard Percentage Ranges

DATA ENTRY: All data are extracted or calculated.

	Budget Year (2017-18)	1st Subsequent Year (2018-19)	2nd Subsequent Year (2019-20)
1. District's Change in Population and Funding Level (Criterion 4A1, Step 3):	4.70%	9.51%	3.98%
2. District's Other Revenues and Expenditures Standard Percentage Range (Line 1, plus/minus 10%):	-5.30% to 14.70%	-.49% to 19.51%	-6.02% to 13.98%
3. District's Other Revenues and Expenditures Explanation Percentage Range (Line 1, plus/minus 5%):	-.30% to 9.70%	4.51% to 14.51%	-1.02% to 8.98%

6B. Calculating the District's Change by Major Object Category and Comparison to the Explanation Percentage Range (Section 6A, Line 3)

DATA ENTRY: If Form MYP exists, the 1st and 2nd Subsequent Year data for each revenue and expenditure section will be extracted; if not, enter data for the two subsequent years. All other data are extracted or calculated.

Explanations must be entered for each category if the percent change for any year exceeds the district's explanation percentage range.

Object Range / Fiscal Year	Amount	Percent Change Over Previous Year	Change Is Outside Explanation Range
Federal Revenue (Fund 01, Objects 8100-8299) (Form MYP, Line A2)			
First Prior Year (2016-17)	1,468,862.99		
Budget Year (2017-18)	1,282,531.00	-12.69%	Yes
1st Subsequent Year (2018-19)	1,277,995.00	-0.35%	Yes
2nd Subsequent Year (2019-20)	1,277,995.00	0.00%	No

Explanation: (required if Yes) Current year revenue has carryover amounts. No carryover is projection in budget.

Object Range / Fiscal Year	Amount	Percent Change Over Previous Year	Change Is Outside Explanation Range
Other State Revenue (Fund 01, Objects 8300-8599) (Form MYP, Line A3)			
First Prior Year (2016-17)	4,022,766.89		
Budget Year (2017-18)	923,806.00	-77.04%	Yes
1st Subsequent Year (2018-19)	933,938.00	1.10%	Yes
2nd Subsequent Year (2019-20)	944,183.00	1.10%	No

Explanation: (required if Yes) One-time funds were received in 16/17. No One-time funds in Budget year.

Object Range / Fiscal Year	Amount	Percent Change Over Previous Year	Change Is Outside Explanation Range
Other Local Revenue (Fund 01, Objects 8600-8799) (Form MYP, Line A4)			
First Prior Year (2016-17)	2,098,127.27		
Budget Year (2017-18)	1,681,750.00	-19.85%	Yes
1st Subsequent Year (2018-19)	1,692,143.00	0.62%	Yes
2nd Subsequent Year (2019-20)	1,702,640.00	0.62%	No

Explanation: (required if Yes) Local revenues are reduced due to their unpredictability. Revenues will be budgeted as they are received.

Object Range / Fiscal Year	Amount	Percent Change Over Previous Year	Change Is Outside Explanation Range
Books and Supplies (Fund 01, Objects 4000-4999) (Form MYP, Line B4)			
First Prior Year (2016-17)	2,355,656.63		
Budget Year (2017-18)	1,861,105.00	-20.99%	Yes
1st Subsequent Year (2018-19)	1,977,893.00	6.28%	No
2nd Subsequent Year (2019-20)	2,013,251.00	1.79%	No

Explanation: (required if Yes) Reduced expenditures for no carryover revenue.

Services and Other Operating Expenditures (Fund 01, Objects 5000-5999) (Form MYP, Line B5)

First Prior Year (2016-17)	6,758,419.94		
Budget Year (2017-18)	3,685,382.00	-45.47%	Yes
1st Subsequent Year (2018-19)	3,786,432.00	2.74%	Yes
2nd Subsequent Year (2019-20)	3,868,031.00	2.16%	No

Explanation: (required if Yes)
Reduced repairs due to spending Emergency Repair funds in 16/17.

6C. Calculating the District's Change in Total Operating Revenues and Expenditures (Section 6A, Line 2)

DATA ENTRY: All data are extracted or calculated.

Object Range / Fiscal Year	Amount	Percent Change Over Previous Year	Status
Total Federal, Other State, and Other Local Revenue (Criterion 6B)			
First Prior Year (2016-17)	7,589,757.15		
Budget Year (2017-18)	3,888,087.00	-48.77%	Not Met
1st Subsequent Year (2018-19)	3,904,076.00	0.41%	Met
2nd Subsequent Year (2019-20)	3,924,818.00	0.53%	Met
Total Books and Supplies, and Services and Other Operating Expenditures (Criterion 6B)			
First Prior Year (2016-17)	9,114,076.57		
Budget Year (2017-18)	5,546,487.00	-39.14%	Not Met
1st Subsequent Year (2018-19)	5,764,325.00	3.93%	Met
2nd Subsequent Year (2019-20)	5,881,282.00	2.03%	Met

6D. Comparison of District Total Operating Revenues and Expenditures to the Standard Percentage Range

DATA ENTRY: Explanations are linked from Section 6B if the status in Section 6C is not met; no entry is allowed below.

1a. STANDARD NOT MET - Projected total operating revenues have changed by more than the standard in one or more of the budget or two subsequent fiscal years. Reasons for the projected change, descriptions of the methods and assumptions used in the projections, and what changes, if any, will be made to bring the projected operating revenues within the standard must be entered in Section 6A above and will also display in the explanation box below.

Explanation: Federal Revenue (linked from 6B if NOT met)
Current year revenue has carryover amounts. No carryover is projection in budget.

Explanation: Other State Revenue (linked from 6B if NOT met)
One-time funds were received in 16/17. No One-time funds in Budget year.

Explanation: Other Local Revenue (linked from 6B if NOT met)
Local revenues are reduced due to their unpredictability. Revenues will be budgeted as they are received.

1b. STANDARD NOT MET - Projected total operating expenditures have changed by more than the standard in one or more of the budget or two subsequent fiscal years. Reasons for the projected change, descriptions of the methods and assumptions used in the projections, and what changes, if any, will be made to bring the projected operating expenditures within the standard must be entered in Section 6A above and will also display in the explanation box below.

Explanation: Books and Supplies (linked from 6B if NOT met)
Reduced expenditures for no carryover revenue.

Explanation: Services and Other Exps (linked from 6B if NOT met)
Reduced repairs due to spending Emergency Repair funds in 16/17.

7. CRITERION: Facilities Maintenance

STANDARD: Confirm that the annual contribution for facilities maintenance funding is not less than the amount required pursuant to Education Code Section 17070.75, if applicable, and that the district is providing adequately to preserve the functionality of its facilities for their normal life in accordance with Education Code sections 52060(d)(1) and 17002(d)(1).

Determining the District's Compliance with the Contribution Requirement for EC Section 17070.75 as amended by AB 104 (Chapter 13, Statutes of 2015), effective 2017-18 to 2019-20 - Ongoing and Major Maintenance/Restricted Maintenance Account (OMMA/RMA)

NOTE: AB 104 (Chapter 13, Statutes of 2015) requires the district to deposit into the account, for the 2017-18 to 2019-20 fiscal years, a minimum amount that is the greater of the following amounts:

A. The lesser of three percent of the total general fund expenditures and other financing uses for that fiscal year or the amount that the district deposited into the account for the 2014-15 fiscal year; or

B. Two percent of the total general fund expenditures and other financing uses for that fiscal year.

DATA ENTRY: Click the appropriate Yes or No button for special education local plan area (SELPA) administrative units (AUs); all other data are extracted or calculated. If standard is not met, enter an X in the appropriate box and enter an explanation, if applicable.

1. a. For districts that are the AU of a SELPA, do you choose to exclude revenues that are passed through to participating members of the SELPA from the OMMA/RMA required minimum contribution calculation? — No

   b. Pass-through revenues and apportionments that may be excluded from the OMMA/RMA calculation per EC Section 17070.75(b)(2)(D) (Fund 10, resources 3300-3499 and 6500-6540, objects 7211-7213 and 7221-7223) — 0.00

2. **Ongoing and Major Maintenance/Restricted Maintenance Account**

		3% of Total Current Year General Fund Expenditures and Other Financing Uses (Line 2c times 3%)	Amount Deposited[1] for 2014-15 Fiscal Year	Lesser of: 3% or 2014-15 amount
a. Budgeted Expenditures and Other Financing Uses (Form 01, objects 1000-7999)	28,180,602.00			
b. Plus: Pass-through Revenues and Apportionments (Line 1b, if line 1a is No)	0.00			
c. Net Budgeted Expenditures and Other Financing Uses	28,180,602.00	845,418.06	811,823.00	811,823.00

d. Required Minimum Contribution

2% of Total Current Year General Fund Expenditures and Other Financing Uses (Line 2c times 2%)	Required Minimum Contribution/ Greater of: Lesser of 3% or 2014-15 amount or 2%
563,612.04	811,823.00

e. OMMA/RMA Contribution

Budgeted Contribution [1] to the Ongoing and Major Maintenance Account	Status
854,466.00	Met

[1] Fund 01, Resource 8150, Objects 8900-8999

If standard is not met, enter an X in the box that best describes why the minimum required contribution was not made:

- [ ] Not applicable (district does not participate in the Leroy F. Greene School Facilities Act of 1998)
- [ ] Exempt (due to district's small size [EC Section 17070.75 (b)(2)(E)])
- [ ] Other (explanation must be provided)

Explanation: (required if NOT met and Other is marked)

8. CRITERION: Deficit Spending

STANDARD: Unrestricted deficit spending (total unrestricted expenditures and other financing uses is greater than total unrestricted revenues and other financing sources) as a percentage of total unrestricted expenditures and other financing uses, has not exceeded one-third of the district's available reserves[1] as a percentage of total expenditures and other financing uses[2] in two out of three prior fiscal years.

8A. Calculating the District's Deficit Spending Standard Percentage Levels

DATA ENTRY: All data are extracted or calculated.

	Third Prior Year (2014-15)	Second Prior Year (2015-16)	First Prior Year (2016-17)
1. District's Available Reserve Amounts (resources 0000-1999)			
a. Reserve for Economic Uncertainties (Funds 01 and 17, Object 9789)	0.00	4,008,350.00	7,624,215.62
b. Unassigned/Unappropriated (Funds 01 and 17, Object 9790)	4,515,365.46	3,454,929.52	0.00
c. Negative General Fund Ending Balances in Restricted Resources (Fund 01, Object 979Z, if negative, for each of resources 2000-9999)	0.00	0.00	0.00
d. Available Reserves (Lines 1a through 1c)	4,515,365.46	7,463,279.52	7,624,215.62
2. Expenditures and Other Financing Uses			
a. District's Total Expenditures and Other Financing Uses (Fund 01, objects 1000-7999)	18,624,315.70	23,578,529.40	31,545,161.83
b. Plus: Special Education Pass-through Funds (Fund 10, resources 3300-3499 and 6500-6540, objects 7211-7213 and 7221-7223)			0.00
c. Total Expenditures and Other Financing Uses (Line 2a plus Line 2b)	18,624,315.70	23,578,529.40	31,545,161.83
3. District's Available Reserve Percentage (Line 1d divided by Line 2c)	24.2%	31.7%	24.2%
District's Deficit Spending Standard Percentage Levels (Line 3 times 1/3):	8.1%	10.6%	8.1%

[1]Available reserves are the unrestricted amounts in the Reserve for Economic Uncertainties and the Unassigned/Unappropriated accounts in the General Fund and the Special Reserve Fund for Other Than Capital Outlay Projects. Available reserves will be reduced by any negative ending balances in restricted resources in the General Fund.

[2]A school district that is the Administrative Unit of a Special Education Local Plan Area (SELPA) may exclude from its expenditures the distribution of funds to its participating members.

8B. Calculating the District's Deficit Spending Percentages

DATA ENTRY: All data are extracted or calculated.

Fiscal Year	Net Change in Unrestricted Fund Balance (Form 01, Section E)	Total Unrestricted Expenditures and Other Financing Uses (Form 01, Objects 1000-7999)	Deficit Spending Level (If Net Change in Unrestricted Fund Balance is negative, else N/A)	Status
Third Prior Year (2014-15)	2,260,092.90	14,243,982.09	N/A	Met
Second Prior Year (2015-16)	3,133,653.06	17,052,639.93	N/A	Met
First Prior Year (2016-17)	(89,757.97)	21,916,538.15	0.4%	Met
Budget Year (2017-18) (Information only)	74,083.00	21,795,127.00		

8C. Comparison of District Deficit Spending to the Standard

DATA ENTRY: Enter an explanation if the standard is not met.

1a. STANDARD MET - Unrestricted deficit spending, if any, has not exceeded the standard percentage level in two or more of the three prior years.

Explanation:
(required if NOT met)

9. CRITERION: Fund Balance

STANDARD: Budgeted beginning unrestricted general fund balance has not been overestimated for two out of three prior fiscal years by more than the following percentage levels:

Percentage Level [1]	District ADA		
1.7%	0	to	300
1.3%	301	to	1,000
1.0%	1,001	to	30,000
0.7%	30,001	to	400,000
0.3%	400,001	and	over

[1] Percentage levels equate to a rate of deficit spending which would eliminate recommended reserves for economic uncertainties over a three year period.

District Estimated P-2 ADA (Form A, Lines A6 and C4): 2,217

District's Fund Balance Standard Percentage Level: 1.0%

9A. Calculating the District's Unrestricted General Fund Beginning Balance Percentages

DATA ENTRY: Enter data in the Original Budget column for the First, Second, and Third Prior Years; all other data are extracted or calculated.

Fiscal Year	Unrestricted General Fund Beginning Balance [2] (Form 01, Line F1e, Unrestricted Column) Original Budget	Estimated/Unaudited Actuals	Beginning Fund Balance Variance Level (If overestimated, else N/A)	Status
Third Prior Year (2014-15)	1,158,356.00	2,261,272.56	N/A	Met
Second Prior Year (2015-16)	3,094,150.74	4,357,069.46	N/A	Met
First Prior Year (2016-17)	6,211,184.29	7,490,722.52	N/A	Met
Budget Year (2017-18) (Information only)	7,400,964.55			

[2] Adjusted beginning balance, including audit adjustments and other restatements (objects 9791-9795)

9B. Comparison of District Unrestricted Beginning Fund Balance to the Standard

DATA ENTRY: Enter an explanation if the standard is not met.

1a. STANDARD MET - Unrestricted general fund beginning fund balance has not been overestimated by more than the standard percentage level for two or more of the previous three years.

Explanation:
(required if NOT met)

10. CRITERION: Reserves

STANDARD: Available reserves[1] for any of the budget year or two subsequent fiscal years are not less than the following percentages or amounts[2] as applied to total expenditures and other financing uses[3]:

DATA ENTRY: Budget Year data are extracted. If Form MYP exists, 1st and 2nd Subsequent Year data will be extracted. If not, enter district regular ADA and charter school ADA corresponding to financial data reported in the General Fund, only, for the two subsequent years.

Percentage Level	District ADA		
5% or $66,000 (greater of)	0	to	300
4% or $66,000 (greater of)	301	to	1,000
3%	1,001	to	30,000
2%	30,001	to	400,000
1%	400,001	and	over

[1] Available reserves are the unrestricted amounts in the Reserve for Economic Uncertainties and the Unassigned/Unappropriated accounts in the General Fund and the Special Reserve Fund for Other Than Capital Outlay Projects. Available reserves will be reduced by any negative ending balances in restricted resources in the General Fund.

[2] Dollar amounts to be adjusted annually by the prior year statutory cost-of-living adjustment (Education Code Section 42238), rounded to the nearest thousand.

[3] A school district that is the Administrative Unit (AU) of a Special Education Local Plan Area (SELPA) may exclude from its expenditures the distribution of funds to its participating members.

	Budget Year (2017-18)	1st Subsequent Year (2018-19)	2nd Subsequent Year (2019-20)
District Estimated P-2 ADA (Budget Year, Form A, Lines A4 and C4. Subsequent Years, Form MYP, Line F2, if available.)	2,211	2,354	2,382
District's Reserve Standard Percentage Level:	3%	3%	3%

10A. Calculating the District's Special Education Pass-through Exclusions (only for districts that serve as the AU of a SELPA)

DATA ENTRY: For SELPA AUs, if Form MYP exists, all data will be extracted including the Yes/No button selection. If not, click the appropriate Yes or No button for item 1 and, if Yes, enter data for item 2a and for the two subsequent years in item 2b; Budget Year data are extracted.

For districts that serve as the AU of a SELPA (Form MYP, Lines F1a, F1b1, and F1b2):

1. Do you choose to exclude from the reserve calculation the pass-through funds distributed to SELPA members? No
2. If you are the SELPA AU and are excluding special education pass-through funds:
   a. Enter the name(s) of the SELPA(s):

	Budget Year (2017-18)	1st Subsequent Year (2018-19)	2nd Subsequent Year (2019-20)
b. Special Education Pass-through Funds (Fund 10, resources 3300-3499 and 6500-6540, objects 7211-7213 and 7221-7223)	0.00	0.00	0.00

10B. Calculating the District's Reserve Standard

DATA ENTRY: If Form MYP exists, 1st and 2nd Subsequent Year data for lines 1 and 2 will be extracted; if not, enter data for the two subsequent years. All other data are extracted or calculated.

	Budget Year (2017-18)	1st Subsequent Year (2018-19)	2nd Subsequent Year (2019-20)
1. Expenditures and Other Financing Uses (Fund 01, objects 1000-7999) (Form MYP, Line B11)	28,180,602.00	29,304,046.26	30,391,942.26
2. Plus: Special Education Pass-through (Criterion 10A, Line 2b, if Criterion 10A, Line 1 is No)	0.00	0.00	0.00
3. Total Expenditures and Other Financing Uses (Line B1 plus Line B2)	28,180,602.00	29,304,046.26	30,391,942.26
4. Reserve Standard Percentage Level	3%	3%	3%
5. Reserve Standard - by Percent (Line B3 times Line B4)	845,418.06	879,121.39	911,758.27
6. Reserve Standard - by Amount ($66,000 for districts with 0 to 1,000 ADA, else 0)	0.00	0.00	0.00
7. **District's Reserve Standard (Greater of Line B5 or Line B6)**	845,418.06	879,121.39	911,758.27

10C. Calculating the District's Budgeted Reserve Amount

DATA ENTRY: If Form MYP exists, 1st and 2nd Subsequent Year data for lines 1 through 7 will be extracted; if not, enter data for the two subsequent years. All other data are extracted or calculated.

Reserve Amounts (Unrestricted resources 0000-1999 except Line 4):	Budget Year (2017-18)	1st Subsequent Year (2018-19)	2nd Subsequent Year (2019-20)
1. General Fund - Stabilization Arrangements (Fund 01, Object 9750) (Form MYP, Line E1a)	0.00		
2. General Fund - Reserve for Economic Uncertainties (Fund 01, Object 9789) (Form MYP, Line E1b)	4,790,702.34	4,981,688.00	5,166,630.00
3. General Fund - Unassigned/Unappropriated Amount (Fund 01, Object 9790) (Form MYP, Line E1c)	2,343,642.69	3,616,171.29	4,519,493.03
4. General Fund - Negative Ending Balances in Restricted Resources (Fund 01, Object 979Z, if negative, for each of resources 2000-9999) (Form MYP, Line E1d)	0.00	0.00	0.00
5. Special Reserve Fund - Stabilization Arrangements (Fund 17, Object 9750) (Form MYP, Line E2a)	0.00		
6. Special Reserve Fund - Reserve for Economic Uncertainties (Fund 17, Object 9789) (Form MYP, Line E2b)	569,370.60		
7. Special Reserve Fund - Unassigned/Unappropriated Amount (Fund 17, Object 9790) (Form MYP, Line E2c)	0.00		
8. District's Budgeted Reserve Amount (Lines C1 thru C7)	7,703,715.63	8,597,859.29	9,686,123.03
9. District's Budgeted Reserve Percentage (Information only) (Line 8 divided by Section 10B, Line 3)	27.34%	29.34%	31.87%
District's Reserve Standard (Section 10B, Line 7):	845,418.06	879,121.39	911,758.27
Status:	Met	Met	Met

10D. Comparison of District Reserve Amount to the Standard

DATA ENTRY: Enter an explanation if the standard is not met.

1a. STANDARD MET - Projected available reserves have met the standard for the budget and two subsequent fiscal years.

Explanation:
(required if NOT met)

SUPPLEMENTAL INFORMATION

DATA ENTRY: Click the appropriate Yes or No button for items S1 through S4. Enter an explanation for each Yes answer.

S1. Contingent Liabilities

1a. Does your district have any known or contingent liabilities (e.g., financial or program audits, litigation, state compliance reviews) that may impact the budget? — No

1b. If Yes, identify the liabilities and how they may impact the budget:

S2. Use of One-time Revenues for Ongoing Expenditures

1a. Does your district have ongoing general fund expenditures in the budget in excess of one percent of the total general fund expenditures that are funded with one-time resources? — No

1b. If Yes, identify the expenditures and explain how the one-time resources will be replaced to continue funding the ongoing expenditures in the following fiscal years:

S3. Use of Ongoing Revenues for One-time Expenditures

1a. Does your district have large non-recurring general fund expenditures that are funded with ongoing general fund revenues? — Yes

1b. If Yes, identify the expenditures:

We are added 4 classrooms with unrestricted general fund money.

S4. Contingent Revenues

1a. Does your district have projected revenues for the budget year or either of the two subsequent fiscal years contingent on reauthorization by the local government, special legislation, or other definitive act (e.g., parcel taxes, forest reserves)? — No

1b. If Yes, identify any of these revenues that are dedicated for ongoing expenses and explain how the revenues will be replaced or expenditures reduced:

S5. Contributions

Identify projected contributions from unrestricted resources in the general fund to restricted resources in the general fund for the budget year and two subsequent fiscal years. Provide an explanation if contributions have changed from the prior fiscal year amounts by more than $20,000 and more than ten percent. Explanation should include whether contributions are ongoing or one-time in nature.

Identify projected transfers to or from the general fund to cover operating deficits in either the general fund or any other fund for the budget year and two subsequent fiscal years. Provide an explanation if transfers have changed from the prior fiscal year amounts by more than $20,000 and more than ten percent. Explanation should include whether transfers are ongoing or one-time in nature.

Estimate the impact of any capital projects on the general fund operational budget.

District's Contributions and Transfers Standard: -10.0% to +10.0% or -$20,000 to +$20,000

S5A. Identification of the District's Projected Contributions, Transfers, and Capital Projects that may Impact the General Fund

DATA ENTRY: For Contributions, enter data in the Projection column for the 1st and 2nd Subsequent Years. Contributions for the First Prior Year and Budget Year will be extracted. For Transfers In and Transfers Out, enter data in the First Prior Year. If Form MYP exists, the data will be extracted for the Budget Year, and 1st and 2nd Subsequent Years. If Form MYP does not exist, enter data in the Budget Year, 1st and 2nd subsequent Years. Click the appropriate button for item 1d; all other data will be calculated.

Description / Fiscal Year	Projection	Amount of Change	Percent Change	Status
1a. Contributions, Unrestricted General Fund (Fund 01, Resources 0000-1999, Object 8980)				
First Prior Year (2016-17)	(3,299,621.97)			
Budget Year (2017-18)	(3,591,887.00)	292,265.03	8.9%	Met
1st Subsequent Year (2018-19)	(3,689,242.00)	97,355.00	2.7%	Met
2nd Subsequent Year (2019-20)	(3,824,420.00)	135,178.00	3.7%	Met
1b. Transfers In, General Fund *				
First Prior Year (2016-17)	0.00			
Budget Year (2017-18)	0.00	0.00	0.0%	Met
1st Subsequent Year (2018-19)	0.00	0.00	0.0%	Met
2nd Subsequent Year (2019-20)	0.00	0.00	0.0%	Met
1c. Transfers Out, General Fund *				
First Prior Year (2016-17)	0.00			
Budget Year (2017-18)	0.00	0.00	0.0%	Met
1st Subsequent Year (2018-19)	0.00	0.00	0.0%	Met
2nd Subsequent Year (2019-20)	0.00	0.00	0.0%	Met

1d. Impact of Capital Projects
Do you have any capital projects that may impact the general fund operational budget? No

* Include transfers used to cover operating deficits in either the general fund or any other fund.

S5B. Status of the District's Projected Contributions, Transfers, and Capital Projects

DATA ENTRY: Enter an explanation if Not Met for items 1a-1c or if Yes for item 1d.

1a. MET - Projected contributions have not changed by more than the standard for the budget and two subsequent fiscal years.

Explanation: (required if NOT met)

1b. MET - Projected transfers in have not changed by more than the standard for the budget and two subsequent fiscal years.

Explanation: (required if NOT met)

1c. MET - Projected transfers out have not changed by more than the standard for the budget and two subsequent fiscal years.

Explanation:
(required if NOT met)

1d. NO - There are no capital projects that may impact the general fund operational budget.

Project Information:
(required if YES)

S6. Long-term Commitments

Identify all existing and new multiyear commitments[1] and their annual required payments for the budget year and two subsequent fiscal years.

Explain how any increase in annual payments will be funded. Also explain how any decrease to funding sources used to pay long-term commitments will be replaced.

[1] Include multiyear commitments, multiyear debt agreements, and new programs or contracts that result in long-term obligations.

S6A. Identification of the District's Long-term Commitments

DATA ENTRY: Click the appropriate button in item 1 and enter data in all columns of item 2 for applicable long-term commitments; there are no extractions in this section.

1. Does your district have long-term (multiyear) commitments? (If No, skip item 2 and Sections S6B and S6C) — Yes

2. If Yes to item 1, list all new and existing multiyear commitments and required annual debt service amounts. Do not include long-term commitments for postemployment benefits other than pensions (OPEB); OPEB is disclosed in item S7A.

Type of Commitment	# of Years Remaining	SACS Fund and Object Codes Used For: Funding Sources (Revenues)	Debt Service (Expenditures)	Principal Balance as of July 1, 2017
Capital Leases	2	0000	74xx	140,495
Certificates of Participation				
General Obligation Bonds	4	Fund 51	74xx	5,545,000
Supp Early Retirement Program				
State School Building Loans				
Compensated Absences				
Other Long-term Commitments (do not include OPEB):				
Lease Revenue Bonds	13	0000	74xx	1,133,000
TOTAL:				6,818,495

Type of Commitment (continued)	Prior Year (2016-17) Annual Payment (P & I)	Budget Year (2017-18) Annual Payment (P & I)	1st Subsequent Year (2018-19) Annual Payment (P & I)	2nd Subsequent Year (2019-20) Annual Payment (P & I)
Capital Leases	74,013	74,013	74,012	0
Certificates of Participation				
General Obligation Bonds	1,641,656	1,689,806	1,730,256	1,778,156
Supp Early Retirement Program				
State School Building Loans				
Compensated Absences				
Other Long-term Commitments (continued):				
Lease Revenue Bonds	1,234,131	1,229,769	1,225,694	1,226,125
Total Annual Payments:	2,949,800	2,993,588	3,029,962	3,004,281
Has total annual payment increased over prior year (2016-17)?		Yes	Yes	Yes

S6B. Comparison of the District's Annual Payments to Prior Year Annual Payment

DATA ENTRY: Enter an explanation if Yes.

1a. Yes - Annual payments for long-term commitments have increased in one or more of the budget or two subsequent fiscal years. Explain how the increase in annual payments will be funded.

Explanation: (required if Yes to increase in total annual payments)

The increase for General Obligation bonds are funded by Taxes levied. Capital leases and Lease Revenue Bonds are funded by Capital Facilities Funds and General Fund.

S6C. Identification of Decreases to Funding Sources Used to Pay Long-term Commitments

DATA ENTRY: Click the appropriate Yes or No button in item 1; if Yes, an explanation is required in item 2.

1. Will funding sources used to pay long-term commitments decrease or expire prior to the end of the commitment period, or are they one-time sources?

No

2. No - Funding sources will not decrease or expire prior to the end of the commitment period, and one-time funds are not being used for long-term commitment annual payments.

Explanation: (required if Yes)

S7. Unfunded Liabilities

Estimate the unfunded liability for postemployment benefits other than pensions (OPEB) based on an actuarial valuation, if required, or other method; identify or estimate the annual required contribution; and indicate how the obligation is funded (pay-as-you-go, amortized over a specific period, etc.).

Estimate the unfunded liability for self-insurance programs such as workers' compensation based on an actuarial valuation, if required, or other method; identify or estimate the required contribution; and indicate how the obligation is funded (level of risk retained, funding approach, etc.).

S7A. Identification of the District's Estimated Unfunded Liability for Postemployment Benefits Other than Pensions (OPEB)

DATA ENTRY: Click the appropriate button in item 1 and enter data in all other applicable items; there are no extractions in this section except the budget year data on line 5b.

1. Does your district provide postemployment benefits other than pensions (OPEB)? (If No, skip items 2-5) — Yes

2. For the district's OPEB:
   a. Are they lifetime benefits? — No
   b. Do benefits continue past age 65? — No
   c. Describe any other characteristics of the district's OPEB program including eligibility criteria and amounts, if any, that retirees are required to contribute toward their own benefits:

20 years of service with the district is required to be eligible. The district provides the retiree the same contribution as active employees. Retirees are required to pay the balance of the premium.

3. a. Are OPEB financed on a pay-as-you-go, actuarial cost, or other method? — Pay-as-you-go

   b. Indicate any accumulated amounts earmarked for OPEB in a self-insurance or governmental fund

Self-Insurance Fund	Governmental Fund
0	0

4. OPEB Liabilities

a. OPEB actuarial accrued liability (AAL)	2,856,110.00
b. OPEB unfunded actuarial accrued liability (UAAL)	2,677,882.00
c. Are AAL and UAAL based on the district's estimate or an actuarial valuation?	Actuarial
d. If based on an actuarial valuation, indicate the date of the OPEB valuation	Jul 01, 2016

5. OPEB Contributions

	Budget Year (2017-18)	1st Subsequent Year (2018-19)	2nd Subsequent Year (2019-20)
a. OPEB annual required contribution (ARC) per actuarial valuation or Alternative Measurement Method	395,592.00	395,592.00	395,592.00
b. OPEB amount contributed (for this purpose, include premiums paid to a self-insurance fund) (funds 01-70, objects 3701-3752)	180,447.00	180,447.00	203,077.00
c. Cost of OPEB benefits (equivalent of "pay-as-you-go" amount)	144,680.00	180,447.00	203,077.00
d. Number of retirees receiving OPEB benefits	10	10	10

S7B. Identification of the District's Unfunded Liability for Self-Insurance Programs

DATA ENTRY: Click the appropriate button in item 1 and enter data in all other applicable items; there are no extractions in this section.

1. Does your district operate any self-insurance programs such as workers' compensation, employee health and welfare, or property and liability? (Do not include OPEB, which is covered in Section S7A) (If No, skip items 2-4)

   No

2. Describe each self-insurance program operated by the district, including details for each such as level of risk retained, funding approach, basis for valuation (district's estimate or actuarial), and date of the valuation:

3. Self-Insurance Liabilities

a. Accrued liability for self-insurance programs	
b. Unfunded liability for self-insurance programs	

4. Self-Insurance Contributions

	Budget Year (2017-18)	1st Subsequent Year (2018-19)	2nd Subsequent Year (2019-20)
a. Required contribution (funding) for self-insurance programs			
b. Amount contributed (funded) for self-insurance programs			

S8. Status of Labor Agreements

Analyze the status of employee labor agreements. Identify new labor agreements, as well as new commitments provided as part of previously ratified multiyear agreements; and include all contracts, including all administrator contracts (and including all compensation). For new agreements, indicate the date of the required board meeting. Compare the increase in new commitments to the projected increase in ongoing revenues, and explain how these commitments will be funded in future fiscal years.

If salary and benefit negotiations are not finalized at budget adoption, upon settlement with certificated or classified staff:

The school district must determine the cost of the settlement, including salaries, benefits, and any other agreements that change costs, and provide the county office of education (COE) with an analysis of the cost of the settlement and its impact on the operating budget.

The county superintendent shall review the analysis relative to the criteria and standards, and may provide written comments to the president of the district governing board and superintendent.

S8A. Cost Analysis of District's Labor Agreements - Certificated (Non-management) Employees

DATA ENTRY: Enter all applicable data items; there are no extractions in this section.

	Prior Year (2nd Interim) (2016-17)	Budget Year (2017-18)	1st Subsequent Year (2018-19)	2nd Subsequent Year (2019-20)
Number of certificated (non-management) full-time-equivalent (FTE) positions	98.0	108.0	112.0	116.0

Certificated (Non-management) Salary and Benefit Negotiations

1. Are salary and benefit negotiations settled for the budget year? Yes

If Yes, and the corresponding public disclosure documents have been filed with the COE, complete questions 2 and 3.

If Yes, and the corresponding public disclosure documents have not been filed with the COE, complete questions 2-5.

If No, identify the unsettled negotiations including any prior year unsettled negotiations and then complete questions 6 and 7.

Negotiations Settled

2a. Per Government Code Section 3547.5(a), date of public disclosure board meeting: May 18, 2016

2b. Per Government Code Section 3547.5(b), was the agreement certified by the district superintendent and chief business official? Yes
If Yes, date of Superintendent and CBO certification: May 11, 2016

3. Per Government Code Section 3547.5(c), was a budget revision adopted to meet the costs of the agreement? Yes
If Yes, date of budget revision board adoption: Included in July 1st Budgt

4. Period covered by the agreement: Begin Date: Jul 01, 2016 End Date: Jun 30, 2019

5. Salary settlement:

	Budget Year (2017-18)	1st Subsequent Year (2018-19)	2nd Subsequent Year (2019-20)
Is the cost of salary settlement included in the budget and multiyear projections (MYPs)?	Yes	Yes	Yes
One Year Agreement			
Total cost of salary settlement			
% change in salary schedule from prior year			
or			
Multiyear Agreement			
Total cost of salary settlement	590,157		
% change in salary schedule from prior year (may enter text, such as "Reopener")	2.5%		

Identify the source of funding that will be used to support multiyear salary commitments:

Negotiations Not Settled

6. Cost of a one percent increase in salary and statutory benefits

Budget Year (2017-18)	1st Subsequent Year (2018-19)	2nd Subsequent Year (2019-20)

7. Amount included for any tentative salary schedule increases

Budget Year (2017-18)	1st Subsequent Year (2018-19)	2nd Subsequent Year (2019-20)

Certificated (Non-management) Health and Welfare (H&W) Benefits

	Budget Year (2017-18)	1st Subsequent Year (2018-19)	2nd Subsequent Year (2019-20)
1. Are costs of H&W benefit changes included in the budget and MYPs?	Yes	Yes	Yes
2. Total cost of H&W benefits	1,235,200	1,246,316	1,257,533
3. Percent of H&W cost paid by employer	13128 per 1FTE	13248 per 1FTE	13368 per 1FTE
4. Percent projected change in H&W cost over prior year	4.5%	0.9%	0.9%

Certificated (Non-management) Prior Year Settlements

Are any new costs from prior year settlements included in the budget? No

If Yes, amount of new costs included in the budget and MYPs

If Yes, explain the nature of the new costs:

Certificated (Non-management) Step and Column Adjustments

	Budget Year (2017-18)	1st Subsequent Year (2018-19)	2nd Subsequent Year (2019-20)
1. Are step & column adjustments included in the budget and MYPs?	Yes	Yes	Yes
2. Cost of step & column adjustments	185,136	161,178	173,184
3. Percent change in step & column over prior year	2.2%	1.4%	1.4%

Certificated (Non-management) Attrition (layoffs and retirements)

	Budget Year (2017-18)	1st Subsequent Year (2018-19)	2nd Subsequent Year (2019-20)
1. Are savings from attrition included in the budget and MYPs?	Yes	No	No
2. Are additional H&W benefits for those laid-off or retired employees included in the budget and MYPs?	Yes	No	No

Certificated (Non-management) - Other

List other significant contract changes and the cost impact of each change (i.e., class size, hours of employment, leave of absence, bonuses, etc.):

S8B. Cost Analysis of District's Labor Agreements - Classified (Non-management) Employees

DATA ENTRY: Enter all applicable data items; there are no extractions in this section.

	Prior Year (2nd Interim) (2016-17)	Budget Year (2017-18)	1st Subsequent Year (2018-19)	2nd Subsequent Year (2019-20)
Number of classified (non-management) FTE positions	62.7	89.2	89.2	89.2

Classified (Non-management) Salary and Benefit Negotiations

1. Are salary and benefit negotiations settled for the budget year? Yes

If Yes, and the corresponding public disclosure documents have been filed with the COE, complete questions 2 and 3.

If Yes, and the corresponding public disclosure documents have not been filed with the COE, complete questions 2-5.

If No, identify the unsettled negotiations including any prior year unsettled negotiations and then complete questions 6 and 7.

Negotiations Settled

2a. Per Government Code Section 3547.5(a), date of public disclosure board meeting: 5/18/16 & 6/9/2016

2b. Per Government Code Section 3547.5(b), was the agreement certified by the district superintendent and chief business official? Yes
If Yes, date of Superintendent and CBO certification: 5/11/16 & 6/1/2016

3. Per Government Code Section 3547.5(c), was a budget revision adopted to meet the costs of the agreement? Yes
If Yes, date of budget revision board adoption: Included in July 1st Bdgt

4. Period covered by the agreement: Begin Date: Jul 01, 2016 End Date: Jun 30, 2019

5. Salary settlement:

	Budget Year (2017-18)	1st Subsequent Year (2018-19)	2nd Subsequent Year (2019-20)
Is the cost of salary settlement included in the budget and multiyear projections (MYPs)?	Yes	Yes	Yes
One Year Agreement			
Total cost of salary settlement			
% change in salary schedule from prior year			
or			
Multiyear Agreement			
Total cost of salary settlement	378,978		
% change in salary schedule from prior year (may enter text, such as "Reopener")	2.5%		

Identify the source of funding that will be used to support multiyear salary commitments:

Negotiations Not Settled

6. Cost of a one percent increase in salary and statutory benefits

	Budget Year (2017-18)	1st Subsequent Year (2018-19)	2nd Subsequent Year (2019-20)
7. Amount included for any tentative salary schedule increases			

Classified (Non-management) Health and Welfare (H&W) Benefits

		Budget Year (2017-18)	1st Subsequent Year (2018-19)	2nd Subsequent Year (2019-20)
1.	Are costs of H&W benefit changes included in the budget and MYPs?	Yes	Yes	Yes
2.	Total cost of H&W benefits	851,402	859,618	866,796
3.	Percent of H&W cost paid by employer	13141 per 1FTE	13261 per 1FTE	13381 per 1FTE
4.	Percent projected change in H&W cost over prior year	4.5%	0.9%	0.9%

Classified (Non-management) Prior Year Settlements

Are any new costs from prior year settlements included in the budget?

	Budget Year (2017-18)	1st Subsequent Year (2018-19)	2nd Subsequent Year (2019-20)
If Yes, amount of new costs included in the budget and MYPs			

If Yes, explain the nature of the new costs:

Classified (Non-management) Step and Column Adjustments

		Budget Year (2017-18)	1st Subsequent Year (2018-19)	2nd Subsequent Year (2019-20)
1.	Are step & column adjustments included in the budget and MYPs?	Yes	Yes	Yes
2.	Cost of step & column adjustments	53,449	43,428	47,735
3.	Percent change in step & column over prior year	2.1%	1.4%	1.4%

Classified (Non-management) Attrition (layoffs and retirements)

		Budget Year (2017-18)	1st Subsequent Year (2018-19)	2nd Subsequent Year (2019-20)
1.	Are savings from attrition included in the budget and MYPs?	Yes	No	No
2.	Are additional H&W benefits for those laid-off or retired employees included in the budget and MYPs?	Yes	No	No

Classified (Non-management) - Other

List other significant contract changes and the cost impact of each change (i.e., hours of employment, leave of absence, bonuses, etc.):

S8C. Cost Analysis of District's Labor Agreements - Management/Supervisor/Confidential Employees

DATA ENTRY: Enter all applicable data items; there are no extractions in this section.

	Prior Year (2nd Interim) (2016-17)	Budget Year (2017-18)	1st Subsequent Year (2018-19)	2nd Subsequent Year (2019-20)
Number of management, supervisor, and confidential FTE positions	17.0	17.0	17.0	17.0

Management/Supervisor/Confidential Salary and Benefit Negotiations

1. Are salary and benefit negotiations settled for the budget year? n/a

If Yes, complete question 2.

If No, identify the unsettled negotiations including any prior year unsettled negotiations and then complete questions 3 and 4.

If n/a, skip the remainder of Section S8C.

Negotiations Settled

2. Salary settlement:

	Budget Year (2017-18)	1st Subsequent Year (2018-19)	2nd Subsequent Year (2019-20)
Is the cost of salary settlement included in the budget and multiyear projections (MYPs)?			
Total cost of salary settlement			
% change in salary schedule from prior year (may enter text, such as "Reopener")			

Negotiations Not Settled

3. Cost of a one percent increase in salary and statutory benefits

	Budget Year (2017-18)	1st Subsequent Year (2018-19)	2nd Subsequent Year (2019-20)
4. Amount included for any tentative salary schedule increases			

Management/Supervisor/Confidential Health and Welfare (H&W) Benefits

	Budget Year (2017-18)	1st Subsequent Year (2018-19)	2nd Subsequent Year (2019-20)
1. Are costs of H&W benefit changes included in the budget and MYPs?			
2. Total cost of H&W benefits			
3. Percent of H&W cost paid by employer			
4. Percent projected change in H&W cost over prior year			

Management/Supervisor/Confidential Step and Column Adjustments

	Budget Year (2017-18)	1st Subsequent Year (2018-19)	2nd Subsequent Year (2019-20)
1. Are step & column adjustments included in the budget and MYPs?			
2. Cost of step and column adjustments			
3. Percent change in step & column over prior year			

Management/Supervisor/Confidential Other Benefits (mileage, bonuses, etc.)

	Budget Year (2017-18)	1st Subsequent Year (2018-19)	2nd Subsequent Year (2019-20)
1. Are costs of other benefits included in the budget and MYPs?			
2. Total cost of other benefits			
3. Percent change in cost of other benefits over prior year			

S9. Local Control and Accountability Plan (LCAP)

Confirm that the school district's governing board has adopted an LCAP or an update to the LCAP effective for the budget year.

DATA ENTRY: Click the appropriate Yes or No button in item 1, and enter the date in item 2.

1. Did or will the school district's governing board adopt an LCAP or approve an update to the LCAP effective for the budget year?	Yes
2. Approval date for adoption of the LCAP or approval of an update to the LCAP.	Jun 26, 2017

S10. LCAP Expenditures

Confirm that the school district's budget includes the expenditures necessary to implement the LCAP or annual update to the LCAP.

DATA ENTRY: Click the appropriate Yes or No button.

Does the school district's budget include the expenditures necessary to implement the LCAP or annual update to the LCAP as described in the Local Control and Accountability Plan and Annual Update Template, Section 3: Actions, Services and Expenditures?	Yes

ADDITIONAL FISCAL INDICATORS

The following fiscal indicators are designed to provide additional data for reviewing agencies. A "Yes" answer to any single indicator does not necessarily suggest a cause for concern, but may alert the reviewing agency to the need for additional review.

DATA ENTRY: Click the appropriate Yes or No button for items A1 through A9 except item A3, which is automatically completed based on data in Criterion 2.

A1.	Do cash flow projections show that the district will end the budget year with a negative cash balance in the general fund?	No
A2.	Is the system of personnel position control independent from the payroll system?	No
A3.	Is enrollment decreasing in both the prior fiscal year and budget year? (Data from the enrollment budget column and actual column of Criterion 2A are used to determine Yes or No)	No
A4.	Are new charter schools operating in district boundaries that impact the district's enrollment, either in the prior fiscal year or budget year?	No
A5.	Has the district entered into a bargaining agreement where any of the budget or subsequent years of the agreement would result in salary increases that are expected to exceed the projected state funded cost-of-living adjustment?	Yes
A6.	Does the district provide uncapped (100% employer paid) health benefits for current or retired employees?	No
A7.	Is the district's financial system independent of the county office system?	No
A8.	Does the district have any reports that indicate fiscal distress pursuant to Education Code Section 42127.6(a)? (If Yes, provide copies to the county office of education)	No
A9.	Have there been personnel changes in the superintendent or chief business official positions within the last 12 months?	Yes

When providing comments for additional fiscal indicators, please include the item number applicable to each comment.

Comments:
(optional)

End of School District Budget Criteria and Standards Review

SOUTH MONTEREY COUNTY JOINT UNION HIGH SCHOOL DISTRICT
800 Broadway Street, King City, CA 93930 • 831-385-0606 • FAX 831-385-0695

2017/18 Budget Report
June 26, 2017

Technical Review

SACS2017 Financial Reporting Software - 2017.1.0
6/19/2017 10:49:52 AM

27-66068-0000000

July 1 Budget
2017-18 Budget
Technical Review Checks

South Monterey County Joint Union High

Monterey County

Following is a chart of the various types of technical review checks and related requirements:

F - Fatal (Data must be corrected; an explanation is not allowed)
W/WC - Warning/Warning with Calculation (If data are not correct, correct the data; if data are correct an explanation is required)
O - Informational (If data are not correct, correct the data; if data are correct an explanation is optional, but encouraged)

IMPORT CHECKS

CHECKFUND - (F) - All FUND codes must be valid. PASSED

CHECKRESOURCE - (W) - The following codes for RESOURCE are not valid. Data should be corrected or narrative must be provided explaining why the exception (s) should be considered appropriate. EXCEPTION

ACCOUNT FD - RS - PY - GO - FN - OB	RESOURCE	VALUE
01-7091-0-0000-0000-9791	7091	197.28
Explanation:A prior year payroll caused a negative cash. Contribution from the 0000 was made to clear negative cash.		
01-7091-0-0000-0000-9740	7091	197.28
01-7091-0-0000-0000-979Z	7091	197.28

CHK-RS-LOCAL-DEFINED - (F) - All locally defined resource codes must roll up to a CDE defined resource code. PASSED

CHECKGOAL - (F) - All GOAL codes must be valid. PASSED

CHECKFUNCTION - (F) - All FUNCTION codes must be valid. PASSED

CHECKOBJECT - (F) - All OBJECT codes must be valid. PASSED

CHK-FUNDxOBJECT - (F) - All FUND and OBJECT account code combinations must be valid. PASSED

CHK-FDxRS7690x8590 - (F) - Funds 19, 57, 63, 66, 67, and 73 with Object 8590, All Other State Revenue, must be used in combination with Resource 7690, STRS-On Behalf Pension Contributions. PASSED

CHK-FUNDxRESOURCE - (W) - The following combinations for FUND and RESOURCE are invalid. Data should be corrected or narrative must be provided explaining why the exception(s) should be considered appropriate. EXCEPTION

ACCOUNT FD - RS - PY - GO - FN - OB	FUND	RESOURCE	VALUE

01-7091-0-0000-0000-9740	01	7091	197.28
01-7091-0-0000-0000-9791	01	7091	197.28
01-7091-0-0000-0000-979Z	01	7091	197.28

Explanation:Prior year payroll caused resource to have negative cash. A contribution was made to clear cash.

CHK-FUNDxGOAL - (W) - All FUND and GOAL account code combinations should be valid. PASSED

CHK-FUNDxFUNCTION-A - (W) - All FUND (funds 01 through 12, 19, 57, 62, and 73) and FUNCTION account code combinations should be valid. PASSED

CHK-FUNDxFUNCTION-B - (F) - All FUND (all funds except for 01 through 12, 19, 57, 62, and 73) and FUNCTION account code combinations must be valid. PASSED

CHK-RESOURCExOBJECTA - (W) - The following combinations for RESOURCE and OBJECT (objects 8000 through 9999, except for 9791, 9793, and 9795) are invalid. Data should be corrected or narrative must be provided explaining why the exception (s) should be considered appropriate. EXCEPTION

ACCOUNT FD - RS - PY - GO - FN - OB	RESOURCE	OBJECT	VALUE
01-7091-0-0000-0000-9740	7091	9740	197.28

Explanation:Prior year payroll caused resource to have negative cash. A contribution was made to clear cash.

CHK-RESOURCExOBJECTB - (O) - All RESOURCE and OBJECT (objects 9791, 9793, and 9795) account code combinations should be valid. PASSED

CHK-RES6500xOBJ8091 - (F) - There is no activity in Resource 6500 (Special Education) with Object 8091 (LCFF Transfers-Current Year) or 8099 (LCFF/Revenue Limit Transfers-Prior Years). PASSED

CHK-FUNCTIONxOBJECT - (F) - All FUNCTION and OBJECT account code combinations must be valid. PASSED

CHK-GOALxFUNCTION-A - (F) - Goal and function account code combinations (all goals with expenditure objects 1000-7999 in functions 1000-1999 and 4000-5999) must be valid. NOTE: Functions not included in the GOALxFUNCTION table (0000, 2000-3999, 6000-6999, 7100-7199, 7210, 8000-8999) are not checked and will pass the TRC. PASSED

CHK-GOALxFUNCTION-B - (F) - General administration costs (functions 7200-7999, except 7210) must be direct-charged to an Undistributed, Nonagency, or County Services to Districts goal (Goal 0000, 7100-7199, or 8600-8699). PASSED

SPECIAL-ED-GOAL - (F) - Special Education revenue and expenditure transactions (resources 3300-3405, and 6500-6540, objects 1000-8999) must be coded to a Special Education 5000 goal or to Goal 7110, Nonagency-Educational. This technical review check excludes Early Intervening Services resources 3312, 3318, and 3332. PASSED

GENERAL LEDGER CHECKS

INTERFD-DIR-COST - (F) - Transfers of Direct Costs - Interfund (Object 5750) must net to zero for all funds. PASSED

INTERFD-INDIRECT - (F) - Transfers of Indirect Costs - Interfund (Object 7350) must net to zero for all funds. PASSED

INTERFD-INDIRECT-FN - (F) - Transfers of Indirect Costs - Interfund (Object 7350) must net to zero by function. PASSED

INTERFD-IN-OUT - (F) - Interfund Transfers In (objects 8910-8929) must equal Interfund Transfers Out (objects 7610-7629). PASSED

LCFF-TRANSFER - (F) - LCFF Transfers (objects 8091 and 8099) must net to zero, individually. PASSED

INTRAFD-DIR-COST - (F) - Transfers of Direct Costs (Object 5710) must net to zero by fund. PASSED

INTRAFD-INDIRECT - (F) - Transfers of Indirect Costs (Object 7310) must net to zero by fund. PASSED

INTRAFD-INDIRECT-FN - (F) - Transfers of Indirect Costs (Object 7310) must net to zero by function. PASSED

CONTRIB-UNREST-REV - (F) - Contributions from Unrestricted Revenues (Object 8980) must net to zero by fund. PASSED

CONTRIB-RESTR-REV - (F) - Contributions from Restricted Revenues (Object 8990) must net to zero by fund. PASSED

EPA-CONTRIB - (F) - There should be no contributions (objects 8980-8999) to the Education Protection Account (Resource 1400). PASSED

LOTTERY-CONTRIB - (F) - There should be no contributions (objects 8980-8999) to the lottery (resources 1100 and 6300) or from the Lottery: Instructional Materials (Resource 6300). PASSED

PASS-THRU-REV=EXP - (W) - Pass-through revenues from all sources (objects 8287, 8587, and 8697) should equal transfers of pass-through revenues to other agencies (objects 7211 through 7213, plus 7299 for Resource 3327), by resource. PASSED

SE-PASS-THRU-REVENUE - (W) - Transfers of special education pass-through revenues are not reported in the general fund for the Administrative Unit of a Special Education Local Plan Area. PASSED

EXCESS-ASSIGN-REU - (F) - Amounts reported in Other Assignments (Object 9780) and/or Reserve for Economic Uncertainties (REU) (Object 9789) should not create a negative amount in Unassigned/Unappropriated (Object 9790) by fund and resource (for all funds except funds 61 through 73). PASSED

UNASSIGNED-NEGATIVE - (F) - Unassigned/Unappropriated balance (Object 9790) must be zero or negative, by resource, in all funds except the general fund and funds 61 through 73. PASSED

UNR-NET-POSITION-NEG - (F) - Unrestricted Net Position (Object 9790), in restricted resources, must be zero or negative, by resource, in funds 61 through 73. PASSED

RS-NET-POSITION-ZERO - (F) - Restricted Net Position (Object 9797), in unrestricted resources, must be zero, by resource, in funds 61 through 73. PASSED

EFB-POSITIVE - (W) - All ending fund balances (Object 979Z) should be positive by resource, by fund. PASSED

OBJ-POSITIVE - (W) - All applicable objects should have a positive balance by resource, by fund. PASSED

REV-POSITIVE - (W) - Revenue amounts exclusive of contributions (objects 8000-8979) should be positive by resource, by fund. PASSED

EXP-POSITIVE - (W) - Expenditure amounts (objects 1000-7999) should be positive by function, resource, and fund. PASSED

CEFB-POSITIVE - (F) - Components of Ending Fund Balance/Net Position (objects 9700-9789, 9796, and 9797) must be positive individually by resource, by fund. PASSED

SUPPLEMENTAL CHECKS

CB-BUDGET-CERTIFY - (F) - In Form CB, the district checked the box relating to the required budget certifications. PASSED

CB-BALANCE-ABOVE-MIN - (W) - In Form CB, the district checked the box relating to compliance with EC Section 42127(a)(2)(B) and (C). PASSED

CS-EXPLANATIONS - (F) - Explanations must be provided in the Criteria and Standards Review (Form 01CS) for all criteria and for supplemental information items S1 through S6, and S9 if applicable, where the standard has not been met or where the status is Not Met or Yes. PASSED

CS-YES-NO - (F) - Supplemental information items and additional fiscal indicator items in the Criteria and Standards Review (Form 01CS) must be answered Yes or No, where applicable, for the form to be complete. PASSED

EXPORT CHECKS

FORM01-PROVIDE - (F) - Form 01 (Form 01I) must be opened and saved. PASSED

BUDGET-CERT-PROVIDE - (F) - Budget Certification (Form CB) must be provided. PASSED

WK-COMP-CERT-PROVIDE - (F) - Workers' Compensation Certification (Form CC) must be provided. PASSED

ADA-PROVIDE - (F) - Average Daily Attendance data (Form A) must be provided. PASSED

CS-PROVIDE - (F) - The Criteria and Standards Review (Form 01CS) has been provided. PASSED

MYP-PROVIDE - (W) - A Multiyear Projection Worksheet must be provided with your Budget. (Note: LEAs may use a multiyear projection worksheet other than Form MYP, with approval of their reviewing agency, as long as it provides current

year and at least two subsequent fiscal years, and separately projects unrestricted resources, restricted resources, and combined total resources.)
PASSED

CHK-UNBALANCED-A - (W) - Unbalanced and/or incomplete data in any of the forms should be corrected before an official export is completed. PASSED

CHK-UNBALANCED-B - (F) - Unbalanced and/or incomplete data in any of the forms must be corrected before an official export can be completed. PASSED

CHK-DEPENDENCY - (F) - If data have changed that affect other forms, the affected forms must be opened and saved. PASSED

Checks Completed.

SACS2017 Financial Reporting Software - 2017.1.0
6/19/2017 10:50:00 AM

27-66068-0000000

July 1 Budget
2016-17 Estimated Actuals
Technical Review Checks

South Monterey County Joint Union High

Monterey County

Following is a chart of the various types of technical review checks and related requirements:

F - Fatal (Data must be corrected; an explanation is not allowed)
W/WC - Warning/Warning with Calculation (If data are not correct, correct the data; if data are correct an explanation is required)
O - Informational (If data are not correct, correct the data; if data are correct an explanation is optional, but encouraged)

IMPORT CHECKS

CHECKFUND - (F) - All FUND codes must be valid. PASSED

CHECKRESOURCE - (W) - The following codes for RESOURCE are not valid. Data should be corrected or narrative must be provided explaining why the exception (s) should be considered appropriate. EXCEPTION

ACCOUNT FD - RS - PY - GO - FN - OB	RESOURCE	VALUE
01-7091-0-0000-0000-9740	7091	197.28
Explanation:This will be cleared at Unaudited Actuals		
01-7091-0-0000-0000-8980	7091	197.28
01-7091-0-0000-0000-979Z	7091	197.28

CHK-RS-LOCAL-DEFINED - (F) - All locally defined resource codes must roll up to a CDE defined resource code. PASSED

CHECKGOAL - (F) - All GOAL codes must be valid. PASSED

CHECKFUNCTION - (F) - All FUNCTION codes must be valid. PASSED

CHECKOBJECT - (F) - All OBJECT codes must be valid. PASSED

CHK-FUNDxOBJECT - (F) - All FUND and OBJECT account code combinations must be valid. PASSED

CHK-FDxRS7690x8590 - (F) - Funds 19, 57, 63, 66, 67, and 73 with Object 8590, All Other State Revenue, must be used in combination with Resource 7690, STRS-On Behalf Pension Contributions. PASSED

CHK-FUNDxRESOURCE - (W) - The following combinations for FUND and RESOURCE are invalid. Data should be corrected or narrative must be provided explaining why the exception(s) should be considered appropriate. EXCEPTION

ACCOUNT FD - RS - PY - GO - FN - OB	FUND	RESOURCE	VALUE
01-7091-0-0000-0000-8980	01	7091	197.28

01-7091-0-0000-0000-9740	01	7091	197.28
01-7091-0-0000-0000-979Z	01	7091	197.28

Explanation:A prior year payroll transaction caused the cash to be negative. A contribution was made to clear cash.

CHK-FUNDxGOAL - (W) - All FUND and GOAL account code combinations should be valid.
PASSED

CHK-FUNDxFUNCTION-A - (W) - All FUND (funds 01 through 12, 19, 57, 62, and 73) and FUNCTION account code combinations should be valid. PASSED

CHK-FUNDxFUNCTION-B - (F) - All FUND (all funds except for 01 through 12, 19, 57, 62, and 73) and FUNCTION account code combinations must be valid. PASSED

CHK-RESOURCExOBJECTA - (W) - The following combinations for RESOURCE and OBJECT (objects 8000 through 9999, except for 9791, 9793, and 9795) are invalid. Data should be corrected or narrative must be provided explaining why the exception (s) should be considered appropriate.
EXCEPTION

ACCOUNT FD - RS - PY - GO - FN - OB	RESOURCE	OBJECT	VALUE
01-7091-0-0000-0000-8980	7091	8980	197.28

Explanation:A prior year payroll transaction caused the cash to be negative. A contribution was made to clear cash.

01-7091-0-0000-0000-9740	7091	9740	197.28

Explanation:A prior year payroll transaction caused the cash to be negative. A contribution was made to clear cash.

CHK-RESOURCExOBJECTB - (O) - All RESOURCE and OBJECT (objects 9791, 9793, and 9795) account code combinations should be valid.
PASSED

CHK-RES6500xOBJ8091 - (F) - There is no activity in Resource 6500 (Special Education) with Object 8091 (LCFF Transfers-Current Year) or 8099 (LCFF/Revenue Limit Transfers-Prior Years).
PASSED

CHK-FUNCTIONxOBJECT - (F) - All FUNCTION and OBJECT account code combinations must be valid.
PASSED

CHK-GOALxFUNCTION-A - (F) - Goal and function account code combinations (all goals with expenditure objects 1000-7999 in functions 1000-1999 and 4000-5999) must be valid. NOTE: Functions not included in the GOALxFUNCTION table (0000, 2000-3999, 6000-6999, 7100-7199, 7210, 8000-8999) are not checked and will pass the TRC.
PASSED

CHK-GOALxFUNCTION-B - (F) - General administration costs (functions 7200-7999, except 7210) must be direct-charged to an Undistributed, Nonagency, or County Services to Districts goal (Goal 0000, 7100-7199, or 8600-8699). PASSED

SPECIAL-ED-GOAL - (F) - Special Education revenue and expenditure transactions (resources 3300-3405, and 6500-6540, objects 1000-8999) must be coded to a Special Education 5000 goal or to Goal 7110, Nonagency-Educational. This technical review check excludes Early Intervening Services resources 3312, 3318, and 3332.
PASSED

PY-EFB=CY-BFB - (F) - Prior year ending fund balance (preloaded from last

year's unaudited actuals submission) must equal current year beginning fund balance (Object 9791).
PASSED

PY-EFB=CY-BFB-RES - (F) - Prior year ending balance (preloaded from last year's unaudited actuals submission) must equal current year beginning balance (Object 9791), by fund and resource.
PASSED

GENERAL LEDGER CHECKS

INTERFD-DIR-COST - (F) - Transfers of Direct Costs - Interfund (Object 5750) must net to zero for all funds.
PASSED

INTERFD-INDIRECT - (F) - Transfers of Indirect Costs - Interfund (Object 7350) must net to zero for all funds.
PASSED

INTERFD-INDIRECT-FN - (F) - Transfers of Indirect Costs - Interfund (Object 7350) must net to zero by function.
PASSED

INTERFD-IN-OUT - (F) - Interfund Transfers In (objects 8910-8929) must equal Interfund Transfers Out (objects 7610-7629).
PASSED

DUE-FROM=DUE-TO - (F) - Due from Other Funds (Object 9310) must equal Due to Other Funds (Object 9610).
PASSED

LCFF-TRANSFER - (F) - LCFF Transfers (objects 8091 and 8099) must net to zero, individually.
PASSED

INTRAFD-DIR-COST - (F) - Transfers of Direct Costs (Object 5710) must net to zero by fund.
PASSED

INTRAFD-INDIRECT - (F) - Transfers of Indirect Costs (Object 7310) must net to zero by fund.
PASSED

INTRAFD-INDIRECT-FN - (F) - Transfers of Indirect Costs (Object 7310) must net to zero by function.
PASSED

CONTRIB-UNREST-REV - (F) - Contributions from Unrestricted Revenues (Object 8980) must net to zero by fund.
PASSED

CONTRIB-RESTR-REV - (F) - Contributions from Restricted Revenues (Object 8990) must net to zero by fund.
PASSED

EPA-CONTRIB - (F) - There should be no contributions (objects 8980-8999) to the Education Protection Account (Resource 1400).
PASSED

LOTTERY-CONTRIB - (F) - There should be no contributions (objects 8980-8999) to the lottery (resources 1100 and 6300) or from the Lottery: Instructional Materials (Resource 6300).
PASSED

PASS-THRU-REV=EXP - (W) - Pass-through revenues from all sources (objects 8287, 8587, and 8697) should equal transfers of pass-through revenues to other agencies (objects 7211 through 7213, plus 7299 for Resource 3327), by resource.
PASSED

SE-PASS-THRU-REVENUE - (W) - Transfers of special education pass-through revenues are not reported in the general fund for the Administrative Unit of a Special Education Local Plan Area.
PASSED

EXCESS-ASSIGN-REU - (F) - Amounts reported in Other Assignments (Object 9780) and/or Reserve for Economic Uncertainties (REU) (Object 9789) should not create a negative amount in Unassigned/Unappropriated (Object 9790) by fund and resource (for all funds except funds 61 through 73). PASSED

UNASSIGNED-NEGATIVE - (F) - Unassigned/Unappropriated balance (Object 9790) must be zero or negative, by resource, in all funds except the general fund and funds 61 through 73. PASSED

UNR-NET-POSITION-NEG - (F) - Unrestricted Net Position (Object 9790), in restricted resources, must be zero or negative, by resource, in funds 61 through 73. PASSED

RS-NET-POSITION-ZERO - (F) - Restricted Net Position (Object 9797), in unrestricted resources, must be zero, by resource, in funds 61 through 73. PASSED

EFB-POSITIVE - (W) - All ending fund balances (Object 979Z) should be positive by resource, by fund. PASSED

OBJ-POSITIVE - (W) - All applicable objects should have a positive balance by resource, by fund. PASSED

REV-POSITIVE - (W) - Revenue amounts exclusive of contributions (objects 8000-8979) should be positive by resource, by fund. PASSED

EXP-POSITIVE - (W) - Expenditure amounts (objects 1000-7999) should be positive by function, resource, and fund. PASSED

AR-AP-POSITIVE - (W) - Accounts Receivable (Object 9200), Due from Other Funds (Object 9310), Accounts Payable (Object 9500), and Due to Other Funds (Object 9610) should have a positive balance by resource, by fund. PASSED

CEFB-POSITIVE - (F) - Components of Ending Fund Balance/Net Position (objects 9700-9789, 9796, and 9797) must be positive individually by resource, by fund. PASSED

NET-INV-CAP-ASSETS - (W) - If capital asset amounts are imported/keyed, objects 9400-9489, (Capital Assets) in funds 61-73, then an amount should be recorded for Object 9796 (Net Investment in Capital Assets) within the same fund. PASSED

SUPPLEMENTAL CHECKS

ASSET-ACCUM-DEPR-NEG - (F) - In Form ASSET, accumulated depreciation for governmental and business-type activities must be zero or negative. PASSED

DEBT-ACTIVITY - (O) - If long-term debt exists, there should be activity entered in the Schedule of Long-Term Liabilities (Form DEBT) for each type of debt. PASSED

DEBT-POSITIVE - (F) - In Form DEBT, long-term liability ending balances must be positive. PASSED

EXPORT CHECKS

FORM01-PROVIDE - (F) - Form 01 (Form 01I) must be opened and saved. PASSED

ADA-PROVIDE - (F) - Average Daily Attendance data (Form A) must be provided.
PASSED

CHK-UNBALANCED-A - (W) - Unbalanced and/or incomplete data in any of the forms should be corrected before an official export is completed. PASSED

CHK-UNBALANCED-B - (F) - Unbalanced and/or incomplete data in any of the forms must be corrected before an official export can be completed. PASSED

CHK-DEPENDENCY - (F) - If data have changed that affect other forms, the affected forms must be opened and saved. PASSED

Checks Completed.

SOUTH MONTEREY COUNTY JOINT UNION HIGH SCHOOL DISTRICT

SUBJECT: Sunshine Proposal KCJUHSDTA 2017

MEETING: June 26, 2017

AGENDA SECTION:

X ACTION

☐ **INFORMATION**

☐ **ACTION/CONSENT**

GOVERNING BOARD

Board Goals:

____	Improve, Monitor and Sustain Student Achievement
____	Improve School Climate in Support of Teaching, Learning and Student Safety
X	Develop/Sustain Fiscal Solvency
____	Ensure that Facilities are Safe for Staff and Students
X	Ensure Compliance with Education/Other Codes/Updating Board Policies and Administrative Regulations

Summary:
The Superintendent and the leadership of KCJUHSDTA have been in informal conversations regarding language in the current agreement that should be cleaned up. In the process there were several informal agreements that both the Teacher's Association and the School District could abide. It was determined that we would like immortalize that into contract language. As a requirement of the Education Code, we must first sunshine the areas of interest and then follow the process as outlined in AB1200

Recommendation:
It is recommended that the Board of Education approve Sunshine Proposal with KCJUHSDTA 2017

Fiscal Impact:
To be determined by AB 1200.

Submitted By:

Daniel R. Moirao, Ed.D.
Superintendent

Approved:

Daniel R. Moirao, Ed.D.
Superintendent

South Monterey County Joint Union High School District
Contract Negotiations with KCJUHSDTA 2016
March, 2016

Whereas: the South Monterey County Joint Union High School District has a commitment to the fundamental values of:

- Obtaining increased academic achievement for all students at high levels of engagement, rigor, and accomplishment
- Closing the Equity Gap and thus eliminate the Achievement Gap among all student groups
- Obtain long-term fiscal solvency and responsibility
- Serving students in facilities that are safe and healthy
- Governance that is focused on student achievement, accountable by all staff and inclusive of the entire community

Whereas: These values are linked to the goals of the school district

Whereas: the district negotiation team must be guided by a clear set of values and goals

Whereas: Article I of the Collective Bargaining Agreement (CBA) between the South Monterey County Joint Union High School District (District) and the King City Joint Union High School District Teachers' Association (Association) indicates what and how many articles may be reopened during each bargaining session

Therefore: the school district submits the following proposals for negotiations for the 2016:

Article 1 (Agreement)

- It is the District's intent to modify language

Article 15 (Evaluations)

- It is the District's intent to modify language regarding the process of evaluation

Memorandum of Understanding:

- It is the District's intent to incorporate various signed MOU's into the CBA as new articles or additions to current language

Therefore: with this sunshine proposal made by the District and the acceptance of the proposals brought forward by the Association negotiations may begin in good faith to achieve the values and goals previously stated.

SOUTH MONTEREY COUNTY JOINT UNION HIGH SCHOOL DISTRICT

SUBJECT: Approval of Chief Human Resources Capital Officer Job Title Change **MEETING:** June 26, 2017

AGENDA SECTION:

X ACTION

☐ **INFORMATION**

☐ **ACTION/CONSENT**

GOVERNING BOARD

Board Goals:

_____ Improve, Monitor and Sustain Student Achievement
_____ Improve School Climate in Support of Teaching, Learning and Student Safety
_____ Develop/Sustain Fiscal Solvency
_____ Ensure that Facilities are Safe for Staff and Students
X Ensure Compliance with Education/Other Codes/Updating Board Policies and Administrative Regulations

Summary:
The South Monterey County Joint Union High School District has operated with a two-person Human Resources Department. The responsibilities of this position has expanded with the increase in personnel, new legal regulations, ongoing professional development of both certificated and classified staff, etc. etc. The responsibilities will continue to expand as the transition to full local control are realized.

After examining the levels of responsibilities of this position and the salaries paid to other employees in similar positions in comparable school districts, it is in the best interest of the School District to change the title of this position to Chief Human Capital Officer (job description attached) and make the salary comparable with the position of Chief Business Official in the SMCJUHSD.

Recommendation:
It is recommended that the Board of Education approve the change of title for the Senior Director of Human Resources to the Chief Human Capital Officer and change the salary to match the salary schedule for the Chief Business Official.

Fiscal Impact:
Approximately $25,000.00 from general fund, Title 1, II, III, Special Education and other appropriate funding sources.

Submitted By:

Daniel R. Moirao, Ed.D.
Superintendent

Approved:

Daniel R. Moirao, Ed.D.
Superintendent

SOUTH MONTEREY COUNTY JOINT UNION HIGH SCHOOL DISTRICT

Chief Human Resources Capital Officer

BASIC JOB FUNCTIONS:

Under the direction of the Superintendent the Chief Human Resource Capital Officer performs complex and highly specialized administrative duties related to certificated, classified, management and confidential personnel. The Chief Human Resources Capital Officer shall be responsible for all activities of the District Human Resources Office under the guidance of the Superintendent. The Chief Human Resources Capital Officer is responsible for recommending, implementing and coordinating policies and programs covering but not limited to the following: compliance with federal, state and local employment laws and regulations, employee relations and problem solving, job analysis, recruitment and retention, policy development and administration, record keeping and reporting, monitoring and tracking of evaluations and negotiations. The Chief Human Resources Capital Officer shall exercise informed judgment in dealing with sensitive situations and to provide advice or direction to others, and to perform related work as required.

DISTINGUISHING CHARACTERISTICS, IF APPLICABLE:

- Lead the functions of the Human Resources Department in a manner consistent with serving customers in a professional and direct manner
- Ensure the highest of expectations of self and others who may report to the administrator
- Ability to create a vibrant and positive culture that supports the district mission, student learning and deep relationships among all staff: classified and certificated
- Clearly articulate to internal and external stakeholders the district's goals and programs as well as the vision of the South Monterey County Joint Union High School District

ESSENTIAL JOB FUNCTIONS:

- Provides leadership and direction to assigned programs (e.g., employee matters; hiring, coaching and counseling, discipline, evaluations, district policy and employment laws and separation of employment in order to maintain a productive work environment and prevent legal actions)
- Serves as a member of the Superintendent's Cabinet and the District Leadership Team; upholds board policies and follows administrative regulation guidelines & procedures; attends Board of Education meetings as necessary
- Provides direction for personnel programs in accordance with district policies and regulations and in accordance with state and federal statutes and regulations
- Prepares all personnel reports requiring personnel action at the Board level
- Provides technical assistance to administrators in implementing personnel policies, regulations, and procedures, including evaluation guidelines and procedures, eligibility and qualifications in recruiting and hiring personnel, and monitoring professional growth timelines
- Establishes, maintains and monitors accurate and current roster of employee assignments, classification, credentials, seniority lists and status
- Develops and maintains a system, electronic and paper, for personnel records for all employees in order to provide comprehensive, efficient, accurate, and current records of all matters relating to employment, transfer, tenure, retirement, leave and promotion.
- Develops and monitors a master schedule calendar for all personnel matters
- Coordinates and administers the District's Workers' Compensation program
- Serves as the District Officer for Uniform Complaint Procedures
- Administrator for the employee benefit programs
- Represents the district on unemployment issues
- Maintains ADA plans and compliance issues
- Serves as the custodian of records for employee files, fingerprints etc.
- Works cooperatively with business office personnel for salary and budget preparations
- Coordinates recruitment and hiring program for all district employees
- Coordinates evaluation process for District employees
- Coordinates and supervises District substitute program
- Prepares and distributes materials for personnel openings
- Works with the /Superintendent, Chief Business Official and the bargaining team to develop strategies and proposals for collective bargaining
- Serves as a member of the District's negotiation team
- Prepares and participates in the negotiation process for all bargaining units
- Develops annual contracts and salary placement for all certificated personnel
- Works with staff, develops and maintains current position descriptions for all existing and new staff positions
- Processes all employment applications and related materials for recruitment and selection process
- Serves as District credential technician for certificated staff
- Composes correspondence on own initiative regarding personnel matters

- Supervises the development and revision of procedure manuals regarding human resources service
- Supervises any Human Resources staff
- Coordinate Affirmative Action efforts to comply with federal and state laws and regulations
- Performs other duties as assigned

MINIMUM QUALIFICATIONS:

Knowledge, skills, and abilities:

- Maintaining accurate and current knowledge of the California Education Code and regulations of the Commission for Teacher Credentialing related to certificated credentials and waiver alternatives
- Ability to positively interact with employees to facilitate effective relations and proactive problem solving.
- Provide support and assistance, with principals and management staff
- Ability to take initiative and act in accordance with district expectations
- Knowledge of day-to-day operations and appropriate support services necessary to assure operation effectiveness of district programs
- Knowledge of public information principles and techniques, including an awareness of district and community needs interests and concerns
- Knowledge of and ability to apply effective supervision techniques
- Knowledge of applicable federal and state laws, codes, regulations, policies and procedures related to specially funded programs
- Ability to communicate effectively in English both orally and in writing; prepare narrative reports
- Ability to communicate effectively in Spanish both orally and in writing desired
- Ability to operate a computer and assigned software
- Ability to prioritize workload to meet schedules and timelines
- Ability to establish and maintain an effective relationship with administrators, faculty, staff, students, and parents
- Ability to use tact, patience and courtesy; exercise judgment and discretion
- Ability to facilitate change and collaborate in problem-solving
- Ability to accurately identify problems, define causes and identify appropriate action to reach a resolution
- Ability to supervise and evaluate the performance of assigned staff, including hourly personnel
- Ability to exercise proper discretion in dealing with confidential matters
- Ability to understand and be sensitive to those of culturally and linguistically diverse backgrounds
- Ability to maintain professional confidentiality
- Maintains a commitment to professional growth and lifelong learning
- Ability to provide open communication and cooperative relationships inspires individual and team development, and reviews processes for improvement

PHYSICAL DEMANDS / WORKING CONDITIONS:

- **Physical Demands:** While performing the essential functions and responsibilities of this job, the employee is regularly required to sit for extended periods of time; walk, push, lift, bend, reach, climb; speak and hear effectively. Requires the ability to use near vision to read printed materials. Requires manual and finger dexterity to write, use a keyboard to operate a computer and other standardized office equipment requiring repetitive motions. Reasonable accommodations may be made to enable individuals with disabilities to perform these essential functions.
- **Working Conditions:** Work is performed primarily indoors in an office environment, engaged in work of a primarily sedentary nature.

EDUCATION AND EXPERIENCE:

- Bachelor's Degree required in Human Resources or a closely related field
- A minimum of three years successful human relations experience or the equivalent of
- Bilingual in English/Spanish desired

LICENSES, CERTIFICATES and CLEARANCES:

- Valid California Driver's License with evidence of insurability

SALARY RANGE: $ 118,114 – 143,568 (dependent on experience)

WORK YEAR: 226 days

- Department of Justice fingerprint clearance processed by the District or District-approved agency

- TB (Tuberculosis) clearance
- Evidence of that all conditions listed under Licenses, Certificates and Clearances have been met
- File the oath or affirmation of allegiance required by Government Code Sections 3100-3109

SOUTH MONTEREY COUNTY JOINT UNION HIGH SCHOOL DISTRICT

SUBJECT: Approval of Resolution 01:17/18 Designation of Authorized Agent to Sign School Orders

MEETING: June 26, 2017

AGENDA SECTION:

X ACTION

☐ **INFORMATION**

☐ **ACTION/CONSENT**

GOVERNING BOARD

Board Goals:

_____ Improve, Improve and Sustain Student Achievement
_____ Improve School Climate in Support of Teaching, Learning and Student Safety
_____ Develop/Sustain Fiscal Solvency
_____ Ensure that Facilities are Safe for Staff and Students
X Ensure Compliance with Education/Other Codes/Updating Board Policies and Administrative Regulations

Summary:
With the departure of Dr. Moirao as the superintendent of the SMCJUHSD on June 30, 2017 and Dr. Walker accepting the position of the superintendent of the SMCJUHSD effective July 1, 2017 the district is required to update their authorized listing of district staff to sign any orders or funds in the name of the district.

Recommendation:
It is recommended that the Board of Education approve Resolution 01:17/18 Designation of Authorized Agent to Sign School Orders.

Fiscal Impact:
None.

Submitted By:

Daniel R. Moirao, Ed.D.
Superintendent

Approved:

Daniel R. Moirao, Ed.D.
Superintendent

SOUTH MONTEREY COUNTY JOINT UNION HIGH SCHOOL DISTRICT

RESOLUTION NO. 10:17/18

Designation of Authorized Agent to Sign School Orders

South Monterey County Joint Union High School District, Monterey County,

ON APPROVAL BY

Superintendent Daniel R. Moirao, Ed.D., effective July 1, 2017.

IT IS RESOLVED AND ORDERED by the Superintendent that, pursuant to provisions of Education Code Section 42632 or 85232.

Brian Walker
Shirley Laws
Claudia Arellano

Be authorized and are hereby empowered to sign any and all orders in the name of said district, drawn on the funds of said district.

IT IS FURTHER RESOLVED that this approval shall stand and that all additions and deletions shall be submitted in writing to the County Office of Education.

PASSED AND ADOPTED by Superintendent, Daniel R. Moirao, Ed.D.

I, Daniel R. Moirao, Ed.D., Superintendent, do hereby certify that the foregoing is a full, true, and correct copy of a resolution duly passed and adopted at a regularly called and conducted meeting held on said date.

_____ _____

Daniel R. Moirao, Ed.D., Superintendent Date

Signature of Authorized person(s):

_____ Brian Walker

_____ Claudia Arellano

_____ Shirley Laws

SOUTH MONTEREY COUNTY HIGH SCHOOL DISTRICT

GOVERNING BOARD

SUBJECT: Approval of the employment of Rose Adams on the basis of a Provisional Internship Permit

MEETING: June 26, 2017

AGENDA SECTION:

X ACTION

☐ **INFORMATION**

☐ **ACTION/CONSENT**

Board Goals:

_____ Improve, Monitor and Sustain Student Achievement
_____ Improve School Climate in Support of Teaching, Learning and Student Safety
_____ Develop/Sustain Fiscal Solvency
_____ Ensure that Facilities are Safe for Staff and Students
X Ensure compliance with Education/Other Codes/Updating Board Policies and Administrative Regulations

Summary:

The District conducted a diligent search to fill an English teaching position at King City High School but was unable to find a suitable credentialed teacher or a suitable qualified internship teacher. The District wishes to employ Rose Adams on the basis of a Provisional Internship Permit (PIP). The California Commission on Teacher Credentialing requires that the Board take action to employ a teacher under this type of teaching permit. Ms. Adams meets all requirements necessary to apply for a PIP.

Recommendation:

It is recommended that the SMCHSD Board of Trustees approve the employment of Ms. Adams on the basis of a Provisional Internship Permit.

Fiscal Impact:

No fiscal impact

Submitted By:

Claudia Arellano
Sr. Director of Human Resources

Approved:

Daniel R. Moirao, Ed. D.
Superintendent

SOUTH MONTEREY COUNTY HIGH SCHOOL DISTRICT

GOVERNING BOARD

SUBJECT: Approval of the employment of Karina Barajas on the basis of a Provisional Internship Permit

MEETING: June 26, 2017

AGENDA SECTION:

X ACTION

☐ **INFORMATION**

☐ **ACTION/CONSENT**

Board Goals:

_____ Improve, Monitor and Sustain Student Achievement
_____ Improve School Climate in Support of Teaching, Learning and Student Safety
_____ Develop/Sustain Fiscal Solvency
_____ Ensure that Facilities are Safe for Staff and Students
__X__ Ensure compliance with Education/Other Codes/Updating Board Policies and Administrative Regulations

Summary:

The District conducted a diligent search to fill a Spanish teaching position at King City High School but was unable to find a suitable credentialed teacher or a suitable qualified internship teacher. The District wishes to employ Karina Barajas on the basis of a Provisional Internship Permit (PIP). The California Commission on Teacher Credentialing requires that the Board take action to employ a teacher under this type of teaching permit. Ms. Barajas meets all requirements necessary to apply for a PIP.

Recommendation:

It is recommended that the SMCHSD Board of Trustees approve the employment of Ms. Barajas on the basis of a Provisional Internship Permit.

Fiscal Impact:

No fiscal impact

Submitted By:

Claudia Arellano
Sr. Director of Human Resources

Approved:

Daniel R. Moirao, Ed. D.
Superintendent

SOUTH MONTEREY COUNTY HIGH SCHOOL DISTRICT

GOVERNING BOARD

SUBJECT: Approval of the employment of Orlando Zendejas on the basis of a Provisional Internship Permit

MEETING: June 26, 2017

AGENDA SECTION:

X ACTION

☐ **INFORMATION**

☐ **ACTION/CONSENT**

Board Goals:

_____ Improve, Monitor and Sustain Student Achievement
_____ Improve School Climate in Support of Teaching, Learning and Student Safety
_____ Develop/Sustain Fiscal Solvency
_____ Ensure that Facilities are Safe for Staff and Students
__X__ Ensure compliance with Education/Other Codes/Updating Board Policies and Administrative Regulations

Summary:

The District conducted a diligent search to fill a Physical Ed teaching position at King City High School but was unable to find a suitable credentialed teacher or a suitable qualified internship teacher. The District wishes to employ Orlando Zendejas on the basis of a Provisional Internship Permit (PIP). The California Commission on Teacher Credentialing requires that the Board take action to employ a teacher under this type of teaching permit. Mr. Zendejas meets all requirements necessary to apply for a PIP.

Recommendation:

It is recommended that the SMCHSD Board of Trustees approve the employment of Mr. Zendejas on the basis of a Provisional Internship Permit.

Fiscal Impact:

No fiscal impact

Submitted By:

Claudia Arellano
Sr. Director of Human Resources

Approved:

Daniel R. Moirao, Ed. D.
Superintendent

SOUTH MONTEREY COUNTY JOINT UNION HIGH SCHOOL DISTRICT

SUBJECT: Approval of the 2017/18 Agreement between MCOE and SMCJUHSD for the Use of a Classrooms at GHS

MEETING: June 26, 2017

AGENDA SECTION:

X ACTION

☐ **INFORMATION**

☐ **ACTION/CONSENT**

GOVERNING BOARD

Board Goals:

	Improve, Monitor and Sustain Student Achievement
X	Improve School Climate in Support of Teaching, Learning and Student Safety
	Develop/Sustain Fiscal Solvency
S	Ensure that Facilities are Safe for Staff and Students
X	Ensure compliance with Education/Other Codes/Updating Board Policies and Administrative Regulations

Summary:
This is an annual lease agreement for use of Room 304 which is an MCOE building.

This is also a new lease agreement for the use of two of the Ventana Classrooms (A and B). MCOE will be leasing the two classrooms for their Therapeutic Intervention Program. Currently, SMCJUHSD has students placed in this program and is required to transport them. The relocation to GHS, will save the district money by reducing the amount of miles traveled for these students.

There is no payment for custodial services. MCOE will provide their own custodial.

Recommendation:
It is recommended that the Board of Education approve the Agreement between MCOE and SMCJUHSD for the use of Room 304 at Greenfield High School and Portable A and B at the Ventana Campus.

Fiscal Impact:
$21,582 increased revenues and savings due to reduced cost for transportation to the General Fund.

Submitted By:

Sherrie S. Castellanos
Chief Business Official

Approved:

Daniel R. Moirao, Ed.D.
Superintendent

AGREEMENT BETWEEN
MONTEREY COUNTY SUPERINTENDENT OF SCHOOLS
AND
SOUTH MONTEREY COUNTY JOINT UNION HIGH SCHOOL DISTRICT
REGARDING FACILITIES AT GREENFIELD HIGH SCHOOL

THIS AGREEMENT is made and entered into this 1st day of July, 2017 by and between South Monterey County Joint Union High School District (the "School District") and Monterey County Superintendent of Schools ("MCOE"), collectively the "Parties."

RECITALS

A. WHEREAS, MCOE wishes to locate (1) re-locatable building (the "Classroom(s)") at #304 Greenfield High School(s); and

B. WHEREAS, MCOE wishes to lease (2) Classrooms (Rooms A and B) (the "Classroom(s)") at Greenfield High School(s); and

C. WHEREAS, the School District owns the School;

AGREEMENT

NOW, THEREFORE, in consideration of the mutual covenants and agreements contained herein, the Parties agree as follows:

1. Term. The term of this Agreement shall be for the 2017 - 2018 school year, commencing July 1, 2017 and continuing through June 30, 2018. The use of the Classrooms for summer sessions is included in this Agreement.

If either party plans to terminate or amend the terms of the lease for the proceeding year, notification must be given to either party by December 31 of the current academic year.

2. Lease; Base Rent. The School District leases the Classroom(s) / space (Rooms A and B) to MCOE. MCOE will pay the School District **$16,582 ($8,291.00/classroom)** per year as rent for use of the Classroom(s).

3. Equipment. MCOE will provide all equipment and furnishings in the Classrooms at its own cost. MCOE will retain absolute title to the furniture and equipment.

4. Changes to School Systems. If wiring, wireless access or any structural changes need to be made for the Special Education program to access the Internet, or if wiring or modifications need to be made in order to reduce auditory

stimuli of the classroom bells volume to accommodate the needs of Special Education students, MCOE will make such changes at MCOE's expense.

5. Custodial Services. MCOE will pay the School District **$0.00** (**$7,550/classroom**) per year for custodial services for the Classroom(s).

a. Frequency and level of custodial services should meet CASBO standards, and necessity should be site and program specific.

6. Utilities. MCOE will pay for all telephone installation and usage fees [and for all other utilities, directly to the utility providers]. [MCOE will pay the School District **$5,000** (**$2,500/classroom**) per year, for all other utilities associated with using the Classroom(s).

7. Payment. All sums due and payable under this Agreement shall be paid to the School District by a funds transfer, to occur no later than June 30th of the contract year.

8. Remodeling. Before MCOE remodels or renovates the Classroom(s) or attaches permanent equipment, furnishings or fixtures to the Classroom(s) or other portions of the School, it must obtain the School District's prior written consent. The MCOE shall bear the cost of such remodeling or renovation.

a. The School District has agreed to repair and renovate the rooms A and B prior to MCOE taking occupancy.

9. Use of Related School Areas

a. The School District shall allow MCOE and its students access to related areas, including the cafeteria, playgrounds, playing fields, restrooms and parking lot, for the purpose(s) described in Recital A, without its prior written consent. Special Education students may need to be supervised by Special Education staff within the student bathrooms, for hygiene and safety purposes.

b. The School will provide Special Education staff access to all School facilities as needed, including but not limited to the staff lounge and all staff bathrooms. The School will provide MCOE equal access to conference rooms to accommodate Individual Education Plan (IEP) meetings and strategic team meetings, based on the School's facility usage procedures.

c. Refer to **Exhibit A** as a attached, for formal definition of the instructional relationship with the District and the MCOE.

10. Site Training. Special Education staff will be made available upon request for on-site training regarding Special Education, as needed to facilitate the School District's Education Code compliance (i.e., Disability Awareness) and the success of all students at the School.

11. School District's Use of Classroom(s); Inspection. Except in the case of an emergency, the School District shall not use the Classroom(s) without MCOE's prior consent. The School District's employees and agents may enter the Classroom(s) at reasonable times to clean, repair and inspect the same, determine whether any damage has occurred and post reasonable notices to protect its rights.

12. Maintenance; Damage to Property. MCOE will, at its sole expense, keep and maintain the Classroom(s), furniture and equipment in good sanitary order, condition and repair, ordinary wear and tear excepted. Each Party shall be liable to the other Party for all major damage, normal wear and tear excepted, to the Classroom(s) caused by its own employees, agents and students and shall make proper repairs or replacements.

13. Compliance with Laws. MCOE shall provide its Special Education services in accordance with all applicable laws, regulations, rules and orders.

14. Insurance; Subrogation. MCOE shall provide the School District with certificates of its general liability insurance and property insurance which covers the Classroom(s) and School District. Each Party releases all claims against the other Party to the extent such claims are covered by the releasing Party's own insurance. [MCOE will pay any increase in the cost of liability insurance on the School which the School District must pay due to MCOE's occupation and use of the Classroom(s). The MCOE will report the rented facilities on its annual insurance questionnaire.

15. Indemnity. Each Party shall defend, indemnify and hold the other Party harmless from any and all claims, liabilities, damages, suits and judgments against it to the extent said claims, liabilities, damages, suits and judgments arise out of or result from the actions of the indemnifying Party or its employees or agents.

16. Termination. The School District reserves the right to terminate this Agreement if the Classroom(s) are not being used for the intended purpose and MCOE reserves the right to terminate this Agreement in the event it has insufficient funding for its Educational Services, upon sixty (60) days written notice to the other Party. At the expiration of this Agreement or any sooner termination thereof, MCOE shall promptly remove all its property.

17. Default. If either Party defaults in the performance of any of the material covenants or agreements herein contained and the default is not corrected within sixty (60) days after delivery of notice specifying the default in detail, this Agreement in its entirety shall be deemed cancelled and rendered void, as if the same had never existed, subject only to the accrued rights and obligations of the Parties to each other pursuant hereto.

18. Notices. All notices shall be delivered in person or by depositing said notice in the United States mail, certified mail postage prepaid, to:

_____
_____
_____
_____, California _____

19. Attorneys' Fees. In the event either Party files a lawsuit against the other Party to enforce any of the terms hereof, or the School District commences a summary action for unlawful detainer for the forfeiture of this Agreement and the possession of the School,] the prevailing Party shall pay the other Party's attorneys' fees and expenses as the Court may deem reasonable and such fees and expenses shall become a part of the prevailing Party's judgment.

IN WITNESS WHEREOF, the Parties hereto have executed this Agreement, effective the day and year first above written.

SOUTH MONTEREY COUNTY JOINTY UNION HIGH SCHOOL DISTRICT	**MONTEREY COUNTY SUPERINTENDENT OF SCHOOLS**
_____ Signature of District Representative	_____ Signature of Special Education Representative
Name: Daniel Moirao	Name: _____
Title: Superintendent	Title: _____
_____ Signature of Business Office Representative	_____ Signature of Business Office Representative
Name: Sherrie S. Castellanos	Name: _____
Title: Chief Business Official	Title: _____

MCOE Special Education Lease – EXHIBIT A

The partnership between the Monterey County Office of Education (MCOE) Special Education Division and South Monterey County Joint Union High School District (LEA) is an essential component of providing a Free and Appropriate Public Education (FAPE) to the students from Monterey County. FAPE is determined by the Individual Education Program (IEP) created for each child, which includes method of instruction, related services and mainstreaming into general education. This amendment to the Lease Agreement formalizes this instructional relationship between MCOE and the LEA.

The MCOE agrees to the following:

1. The MCOE principal in charge of the program located at Greenfield High School (SITE) will meet with the LEA principal at the beginning of the school year to:
    a. Review Safety and Emergency procedures, including sharing the pertinent information of the MCOE students and staff located on site.
        i. Review the mainstreaming requirements of the students located on the campus. The site principal and the MCOE principal will establish an appropriate mainstreaming schedule for each child.
        ii. A follow up meeting with secondary school counselors will establish the schedule for students.
    b. The site principal and the MCOE principal will review general education curriculum and technology requirements, and MCOE will purchase the appropriate materials, software or applications needed.
2. The MCOE special education teacher will introduce herself to the classroom teacher(s) and discuss mainstreaming participation of MCOE students. MCOE will provide the needed adult support.
3. If new students enter the program, the MCOE principal and site principal will review the mainstreaming needs of the student, add the child's contact information to the emergency list provided to the school, and make arrangements for the technology, curriculum and applications needed for participation.

The LEA agrees to the following:

1. Inform the principal and classroom teacher of the Safety and Emergency procedures for the campus, and establish evacuation location for MCOE students.
2. Furnish a copy of their Comprehensive School Safety Plan (CSSSP) for SITE to include the classroom space occupied by the MCOE program.
3. Incorporate the MCOE classroom and Staff into the campus emergency notification system.
4. Identify the mainstreaming classrooms/teachers for the MCOE students, and facilitate the introduction of MCOE and LEA staff.
5. Review the campus schedules for lunch, breaks and recess and identify the schedule for MCOE students.
6. Identify a point of contact at the school site for communication purposes.
7. LEA agrees to make a good faith effort to load its regular education classes to allow space for students from the MCOE SDC to attend with age appropriate peers regular education classes in the most efficient manner.
8. The MCOE principal is responsible to notify the LEA principal if a change in IEP changes the level of mainstreaming of a student.
9. The MCOE is responsible to provide all required curriculum, technology and applications for participation in mainstreaming classes

Enrollment:

1. All students will be enrolled as a student of the LEA.
    a. LEA will record a student in their student information system with "Primary Enrollment" if the student mainstreams more than 50% of the school day, MCOE will record the student as "Secondary Enrolment" in their student information system.
    b. MCOE will record a student in their student information system, with "Primary Enrollment" if the student mainstreams 50% or less of the school day, LEA will record the student as "Secondary Enrolment" in their student information system.
    c. LEA will issue grades, transcripts, diplomas or certificates of completion based on recommendation of the MCOE staff
2. Upon graduation or awarding the certificate of completion, MCOE SDC students will participate in the SITE graduation ceremonies

IN WITNESS WHEREOF, the Parties hereto have executed this Agreement, effective the day and year first above written.

SOUTH MONTEREY COUNTY JOINTY UNION HIGH SD	MONTEREY COUNTY SUPERINTENDENT OF SCHOOLS
_____	_____
Signature of District Representative	Signature of Special Education Representative
Name: Daniel Moirao	Name:
Title: Superintendent	Title:
_____	_____
Signature of Business Office Representative	Signature of Business Office Representative
Name: Sherrie S. Castellano	Name:
Title: Chief Business Official	Title:

SOUTH MONTEREY COUNTY JOINT UNION HIGH SCHOOL DISTRICT

SUBJECT: Approval to Change in Storage Method of Class One Permanent Records

MEETING: June 26, 2017

AGENDA SECTION:

X ACTION

☐ **INFORMATION**

☐ **ACTION/CONSENT**

GOVERNING BOARD

Board Goals:

____ Improve, Monitor and Sustain Student Achievement
____ Improve School Climate in Support of Teaching, Learning and Student Safety
____ Develop/Sustain Fiscal Solvency
____ Ensure that Facilities are Safe for Staff and Students
X Ensure compliance with Education/Other Codes/Updating Board Policies and Administrative Regulations

Summary:
Pursuant to Board Policy 5125, The Superintendent or designee shall establish regulations governing the identification description and security of student records, as well as timely access for authorized persons. These records shall ensure parental rights to review, inspect and copy student records and shall protect the student and his/her family from invasion of privacy.

The current practice of storing class one, permanent records for students and personnel is hard copy in boxes. We recently have done a trial run of scanning and changing the format to be media copy. We feel this to be a better practice of storage and in compliance with Education Code 35254,
The governing board of any school district may make photographic, microfilm, or electronic copies of any records of the district. The original of any records of which a photographic, microfilm, or electronic copy has been made may be destroyed when provision is made for permanently maintaining the photographic, microfilm or electronic copies in the files of the district, except that no original record that is basic to any required audit shall be destroyed prior to the second July 1st succeeding the completion of the audit.

Recommendation:
It is recommended that the Board of Education approve storing Class One Permanent Records in a photographic, microfilm, or electronic copy and the District may destroy hard, photo copies by shredding.

Fiscal Impact:
Not applicable

Submitted By:

Sherrie S. Castellanos
Chief Business Official

Approved:

Daniel R. Moirao, Ed.D.
Superintendent

SOUTH MONTEREY COUNTY JOINT UNION HIGH SCHOOL DISTRICT

SUBJECT: Approval of Proposal Settlement with the King City Joint Union High School District Teachers Association (CTA)

MEETING: June 26, 2017

AGENDA SECTION:

X ACTION

☐ **INFORMATION**

☐ **ACTION/CONSENT**

GOVERNING BOARD

Board Goals:

_____ Improve, Monitor and Sustain Student Achievement
_____ Improve School Climate in Support of Teaching, Learning and Student Safety
_____ Develop/Sustain Fiscal Solvency
_____ Ensure that Facilities are Safe for Staff and Students
X Ensure compliance with Education/Other Codes/Updating Board Policies and Administrative Regulations

Summary:
The District has negotiated an agreement with the King City Joint Union High School District Teachers Association (CTA).

Recommendation:
It is recommended that the Board of Education approve the agreement with CTA for negotiated increases for 2018/19 and 2019/20.

Fiscal Impact:
Total potential cost to General Fund of $1,195,074 over 2018/19 and 2019/20.

Submitted By:

Sherrie S. Castellanos
Chief Business Official

Approved:

Daniel R. Moirao, Ed.D.
Superintendent

PUBLIC DISCLOSURE OF COLLECTIVE BARGAINING AGREEMENT
in accordance with AB 1200 (Chapter 1213/1991), GC 3547.5, and CCR, Title V, Section 15449

Name of School District: South Monterey County Joint Union School District

Name of Bargaining Unit: King City Joint Union High School District Teachers Association (CTA)

Certificated, Classified, Other: Certificated

The proposed agreement covers the period beginning: July 1, 2017 (date) and ending: June 30, 2020 (date)

The Governing Board will act upon this agreement on: June 26, 2017 (date)

This form, along with a copy of the proposed agreement, should be submitted to the County Office at least 10 working days prior to the date the Governing Board will take action. **Please note that school districts with a Qualified or Negative certification pursuant to E.C. section 42131 must allow the COE at least ten (10) working days to review and comment on any proposed agreement.**

A. Proposed Change in Compensation

	Compensation	Column 1 Current Year Annual Cost Prior to Proposed Agreement FY 2017-18	Fiscal Impact of Proposed Agreement Column 2 Current Year Increase/(Decrease) FY 2017-18	Column 3 MultiYr Agreement only: 1st Subsequent Year Increase/(Decrease) FY 2018-19	Column 4 Multiyr Agreement only: 2nd Subsequent Year Increase/(Decrease) FY 2019-20
1	**Salary Schedule** (This is to include Step and Column, which is also reported separately in Item 6.)	$ 10,025,584	$ -	$ 257,600	$ 440,800
			0.00%	2.57%	4.29%
2	**Other Compensation** - Stipends, Bonuses, Longevity, Overtime, Differential, Callback or Standby Pay, etc.	$ 170,606		$ 5,319	$ 8,787
			0.00%	3.12%	4.99%
	Description of other compensation				
3	**Statutory Benefits** - STRS, PERS, FICA, WC, UI, Medicare, etc.	$ 1,791,742	$ -	$ 236,276	$ 745,487
			0.000%	13.19%	36.76%
4	**Health/Welfare Plans**	$ 851,402	$ -	$ -	$ -
			0.00%	0.00%	0.00%
5	**Total Compensation** - Add Items 1 thru 4	$ 12,839,334	$ -	$ 499,195	$ 1,195,074
			0.000%	3.89%	8.96%
6	**Step and Column** - Due to movement plus any changes due to settlement. This is a subset of Item No. 1.	$ -	$ -	$ -	$ -
7	**Total Number of Represented Employees** (Use FTEs if appropriate)	108.00	108.00	112.00	116.00
8	**Total Compensation Average Cost per Employee**	$ 118,883	$ -	$ 4,457	$ 10,302
			0.000%	3.75%	8.35%

South Monterey County Joint Union School District

9. What was the negotiated percentage increase approved? For example, if the increase in "Year 1" was for less than a full year, what is the annualized percentage of that increase for "Year 1"?

   The increase was $2300 per salary cell in 18/19; $1500 per salary cell in 19/20.

10. What was the negotiated percentage increase: On-Going [x] OR One-Time [ ]

11. Are there reopeners? Yes [x] No [ ]

12. Were any additional steps, columns, or ranges added to the schedules? (If yes, please explain.)

    Not applicable.

13. Please include comments and explanations as necessary. (If more room is necessary, please attach an additional sheet.)

14. Does this bargaining unit have a negotiated cap for Health and Welfare benefits? Yes [x] No [ ]

    If yes, please describe the cap amount.

    The health & welfare cap effective 7/1/2017 is $12,250 per 1 FTE plus the employee only dental & vision.

B. Proposed negotiated changes in noncompensation items (i.e., class size adjustments, staff development days, teacher prep time, classified staffing ratios, etc.)

In 2018/19 one additional day was added to teacher work year to be ongoing.

C. What are the specific impacts (positive or negative) on instructional and support programs to accommodate the settlement? Include the impact of changes such as staff reductions or increases, program reductions or increases, elimination or expansion of other services or programs (i.e., counselors, librarians, custodial staff, etc.)

Not applicable

D. What contingency language is included in the proposed agreement?

Not applicable

E. Will this agreement create or increase deficit spending in the current or subsequent year(s)?
"Deficit Spending" is defined to exist when a fund's expenditures and other financing uses exceed its revenues and other financing sources in a given year. If yes, explain the amounts and justification for doing so.

No.

F. Identify other major provisions that do not directly affect the district's costs, such as binding arbitrations, grievance procedures, etc.

Not applicable

G. Source of Funding for Proposed Agreement:

1. Current Year

General Fund 01 - No impact to the current year. Increases are effective 7/1/2018.

2. If this is a single year agreement, how will the ongoing cost of the proposed agreement be funded in subsequent years (i.e., what will allow the district to afford this contract)?

3. If this is a multiyear agreement, what is the source of funding, including assumptions used, to fund these obligations in subsequent years? (Remember to include compounding effects in meeting obligations.)

The current budget prior to the settlement has a ending balance and revenues in excess of expenditures that covers the cost in current and subsequent years that covers the cost of the agreement.

South Monterey County Joint Union School District

H. IMPACT OF PROPOSED AGREEMENT ON CURRENT YEAR OPERATING BUDGET

Unrestricted General Fund

Bargaining Unit: ng City Joint Union High School District Teachers Association (CT

	Column 1 Latest Board-Approved Budget Before Settlement (As of 07/01/2017)	* Column 2 Adjustments as a Result of Settlement	Column 3 Other Revisions	Column 4 Total Current Budget (Columns 1+2+3)
UNRESTRICTED REVENUES				
LCFF Funding Sources (8010-8099)	$ 24,366,598	$ -	$ -	$ 24,366,598
Remaining Revenues (8100-8799)	$ 1,094,499	$ -	$ -	$ 1,094,499
TOTAL UNRESTRICTED REVENUES	$ 25,461,097	$ -	$ -	$ 25,461,097
UNRESTRICTED EXPENDITURES				
Certificated Salaries (1000-1999)	$ 9,564,634	$ -	$ -	$ 9,564,634
Classified Salaries (2000-2999)	$ 2,557,024	$ -	$ -	$ 2,557,024
Employee Benefits (3000-3999)	$ 4,250,773	$ -	$ -	$ 4,250,773
Books and Supplies (4000-4999)	$ 1,439,111	$ -	$ -	$ 1,439,111
Services, Other Operating Expenses (5000-5999)	$ 2,327,592	$ -	$ -	$ 2,327,592
Capital Outlay (6000-6599)	$ 288,934	$ -	$ -	$ 288,934
Other Outgo (7100-7299) (7400-7499)	$ 1,403,435	$ -	$ -	$ 1,403,435
Direct Support/Indirect Cost (7300-7399)	$ (36,376)	$ -	$ -	$ (36,376)
Other Adjustments				
TOTAL UNRESTRICTED EXPENDITURES	$ 21,795,127	$ -	$ -	$ 21,795,127
OPERATING SURPLUS/(DEFICIT)	$ 3,665,970	$ -	$ -	$ 3,665,970
Transfers In and Other Sources (8910-8979)	$ -	$ -	$ -	$ -
Transfers Out and Other Uses (7610-7699)	$ -	$ -	$ -	$ -
Contributions (8980-8999)	$ (3,591,887)	$ -	$ -	$ (3,591,887)
CURRENT YEAR INCREASE (DECREASE) IN UNRESTRICTED FUND BALANCE	$ 74,083	$ -	$ -	$ 74,083
UNRESTRICTED BEGINNING FUND BALANCE	$ 7,400,965			$ 7,400,965
Pri Yr Audit Adjustmnts/Restatemnts (9793/9795)	$ -		$ -	$ -
CURR YR UNRESTRICTED ENDING BALANCE	$ 7,475,048	$ -	$ -	$ 7,475,048
COMPONENTS OF ENDING FUND BALANCE:				
Nonspendable Amounts (9711-9719)	$ 6,000	$ -	$ -	$ 6,000
Committed/Assigned Amounts (9750-9780)		$ -	$ -	$ -
Reserve for Economic Uncertainties (9789)	$ 4,790,702	$ -	$ -	$ 4,790,702
Unappropriated/Unappropriated Amounts (9790)	$ 2,678,345	$ -	$ -	$ 2,678,345

* Please see question on page 7.

South Monterey County Joint Union School District

H. IMPACT OF PROPOSED AGREEMENT ON CURRENT YEAR OPERATING BUDGET

Restricted General Fund

Bargaining Unit: ng City Joint Union High School District Teachers Association (CT

	Column 1 Latest Board-Approved Budget Before Settlement (As of 07/01/2017)	* Column 2 Adjustments as a Result of Settlement	Column 3 Other Revisions	Column 4 Total Current Budget (Columns 1+2+3)
RESTRICTED REVENUES				
LCFF Funding Sources (8010-8099)	$ -	$ -	$ -	$ -
Remaining Revenues (8100-8799)	$ 2,793,588	$ -	$ -	$ 2,793,588
TOTAL RESTRICTED REVENUES	$ 2,793,588	$ -	$ -	$ 2,793,588
RESTRICTED EXPENDITURES				
Certificated Salaries (1000-1999)	$ 1,953,724	$ -	$ -	$ 1,953,724
Classified Salaries (2000-2999)	$ 776,797	$ -	$ -	$ 776,797
Employee Benefits (3000-3999)	$ 1,033,865	$ -	$ -	$ 1,033,865
Books and Supplies (4000-4999)	$ 421,994	$ -	$ -	$ 421,994
Services, Other Operating Expenses (5000-5999)	$ 1,357,790	$ -	$ -	$ 1,357,790
Capital Outlay (6000-6599)	$ 142,558	$ -	$ -	$ 142,558
Other Outgo (7100-7299) (7400-7499)	$ 662,371	$ -	$ -	$ 662,371
Direct Support/Indirect Cost (7300-7399)	$ 36,376	$ -	$ -	$ 36,376
Other Adjustments				
TOTAL RESTRICTED EXPENDITURES	$ 6,385,475	$ -	$ -	$ 6,385,475
OPERATING SURPLUS (DEFICIT)	$ (3,591,887)	$ -	$ -	$ (3,591,887)
Transfers In and Other Sources (8910-8979)	$ -	$ -	$ -	$ -
Transfers Out and Other Uses (7610-7699)	$ -	$ -	$ -	$ -
Contributions (8980-8999)	$ 3,591,887	$ -	$ -	$ 3,591,887
CURRENT YEAR INCREASE (DECREASE) IN RESTRICTED FUND BALANCE	$ -	$ - *	$ -	$ -
RESTRICTED BEGINNING FUND BALANCE	$ 119,903			$ 119,903
Pri Yr Audit Adjustmnts/Restatemnts (9793/9795)	$ -		$ -	$ -
CURR YR RESTRICTED ENDING BALANCE	$ 119,903	$ -	$ -	$ 119,903
COMPONENTS OF ENDING FUND BALANCE:				
Restricted Amounts (9740)	$ 119,903	$ -	$ -	$ 119,903

* Please see question on page 7.

South Monterey County Joint Union School District

H. IMPACT OF PROPOSED AGREEMENT ON CURRENT YEAR OPERATING BUDGET

Combined General Fund

Bargaining Unit: ng City Joint Union High School District Teachers Association (CT

	Column 1 Latest Board-Approved Budget Before Settlement (As of 07/01/2017)	* Column 2 Adjustments as a Result of Settlement	Column 3 Other Revisions	Column 4 Total Current Budget (Columns 1+2+3)
REVENUES				
LCFF Funding Sources (8010-8099)	$ 24,366,598	$ -	$ -	$ 24,366,598
Remaining Revenues (8100-8799)	$ 3,888,087	$ -	$ -	$ 3,888,087
TOTAL REVENUES	$ 28,254,685	$ -	$ -	$ 28,254,685
EXPENDITURES				
Certificated Salaries (1000-1999)	$ 11,518,358	$ -	$ -	$ 11,518,358
Classified Salaries (2000-2999)	$ 3,333,821	$ -	$ -	$ 3,333,821
Employee Benefits (3000-3999)	$ 5,284,638	$ -	$ -	$ 5,284,638
Books and Supplies (4000-4999)	$ 1,861,105	$ -	$ -	$ 1,861,105
Services, Other Operating Expenses (5000-5999)	$ 3,685,382	$ -	$ -	$ 3,685,382
Capital Outlay (6000-6599)	$ 431,492	$ -	$ -	$ 431,492
Other Outgo (7100-7299) (7400-7499)	$ 2,065,806	$ -	$ -	$ 2,065,806
Direct Support/Indirect Cost (7300-7399)	$ -	$ -	$ -	$ -
Other Adjustments				
TOTAL EXPENDITURES	$ 28,180,602	$ -	$ -	$ 28,180,602
OPERATING SURPLUS (DEFICIT)	$ 74,083	$ -	$ -	$ 74,083
Transfer In and Other Sources (8910-8979)	$ -	$ -	$ -	$ -
Transfers Out and Other Uses (7610-7699)	$ -	$ -	$ -	$ -
Contributions (8980-8999)	$ -	$ -	$ -	$ -
CURRENT YEAR INCREASE (DECREASE) IN FUND BALANCE	$ 74,083	$ -	$ -	$ 74,083
BEGINNING FUND BALANCE	$ 7,520,867			$ 7,520,867
Pri Yr Audit Adjustmnts/Restatemnts (9793/9795)	$ -		$ -	$ -
CURRENT YEAR ENDING FUND BALANCE	$ 7,594,950	$ -	$ -	$ 7,594,950
COMPONENTS OF ENDING FUND BALANCE:				
Nonspendable Amounts (9711-9719)	$ 6,000	$ -	$ -	$ 6,000
Restricted Amounts (9740)	$ 119,903	$ -	$ -	$ 119,903
Committed/Assigned Amounts (9750-9780)	$ -	$ -	$ -	$ -
Reserve for Economic Uncertainties (9789)	$ 4,790,702	$ -	$ -	$ 4,790,702
Unappropriated/Unappropriated Amounts (9790)	$ 2,678,345	$ -	$ -	$ 2,678,345
Reserve for Economic Uncertainties Percentage	26.50%			26.50%

* Please see question on page 7.

South Monterey County Joint Union School District

I. IMPACT OF PROPOSED AGREEMENT ON SUBSEQUENT YEARS UNRESTRICTED FUNDS

Unrestricted General Fund Multiyear Projection

Bargaining Unit: City Joint Union High School District Teachers Association (

	FY 2017-18 Total Current Budget After Settlement	FY 2018-19 First Subsequent Year After Settlement	FY 2019-20 Second Subsequent Year After Settlement
UNRESTRICTED REVENUES			
LCFF Funding Sources (8010-8099)	$ 24,366,598	$ 26,528,782	$ 27,555,388
Remaining Revenues (8100-8799)	$ 1,094,499	$ 1,095,333	$ 1,100,768
TOTAL UNRESTRICTED REVENUES	$ 25,461,097	$ 27,624,115	$ 28,656,156
UNRESTRICTED EXPENDITURES			
Certificated Salaries (1000-1999)	$ 9,564,634	$ 10,369,796	$ 11,098,843
Classified Salaries (2000-2999)	$ 2,557,024	$ 2,627,310	$ 2,650,955
Employee Benefits (3000-3999)	$ 4,250,773	$ 4,743,829	$ 5,395,133
Books and Supplies (4000-4999)	$ 1,439,111	$ 1,617,893	$ 1,650,251
Services, Other Operating Expenses (5000-5999)	$ 2,327,592	$ 2,385,781	$ 2,445,425
Capital Outlay (6000-6999)	$ 288,934	$ 100,000	$ 100,000
Other Outgo (7100-7299) (7400-7499)	$ 1,403,435	$ 1,401,935	$ 1,400,435
Direct Support/Indirect Cost (7300-7399)	$ (36,376)	$ (36,376)	$ (36,376)
Other Adjustments		$ -	$ -
TOTAL UNRESTRICTED EXPENDITURES	$ 21,795,127	$ 23,210,169	$ 24,704,666
OPERATING SURPLUS (DEFICIT)	$ 3,665,970	$ 4,413,946	$ 3,951,490
Transfers In and Other Sources (8910-8979)	$ -	$ -	$ -
Transfers Out and Other Uses (7610-7699)	$ -	$ -	$ -
Contributions (8980-8999) **(Enter as a negative)**	$ (3,591,887)	$ (3,689,242)	$ (3,824,420)
CURRENT YEAR INCREASE (DECREASE) IN UNRESTRICTED FUND BALANCE	$ 74,083	$ 724,704	$ 127,070
UNRESTRICTED BEGINNING FUND BALANCE	$ 7,400,965	$ 7,475,048	$ 8,199,752
Pri Yr Audit Adjustmnts/Restatemnts (9793/9795)	$ -		
UNRESTRICTED ENDING FUND BALANCE	$ 7,475,048	$ 8,199,752	$ 8,326,822
COMPONENTS OF ENDING BALANCE:			
Nonspendable Amounts (9711-9719)	$ 6,000	$ 6,000	$ 6,000
Committed/Assigned Amounts (9750-9780)	$ -	$ -	$ -
Reserve for Economic Uncertainties (9789)	$ 4,790,702	$ 4,981,688	$ 5,166,630
Unappropriated/Unappropriated Amounts (9790)	$ 2,678,345	$ 3,212,064	$ 3,154,192

WARNING: 9790 Unappropriated Amounts must be positive

South Monterey County Joint Union School District

J. CALCULATING THE AVAILABLE RESERVE AMOUNT

1. State Reserve Standard

		FY 2017-18	FY 2018-19	FY 2019-20
a.	Total Expenditures, Transfers Out, and Uses (Including Cost of Proposed Agreement)	$ 28,180,602	$ 29,786,909	$ 31,540,459
b.	State Standard Minimum Reserve Percentage for this District Enter percentage:	3.00%	3.00%	3.00%
c.	State Standard Minimum Reserve Amount for this District (For districts with less than 1,001 ADA, this is the greater of Line a, times Line b. or $65,000)	$ 845,418	$ 893,607	$ 946,214

2. Budgeted Unrestricted Reserve (After Impact of Proposed Agreement)

a.	General Fund Budgeted Unrestricted Designated for Economic Uncertainties (9789)	$ 4,790,702	$ 4,981,688	$ 5,166,630
b.	General Fund Budgeted Unrestricted Unappropriated Amount (9790)	$ 2,678,345	$ 3,212,064	$ 3,154,192
c.	Special Reserve Fund (Fund 17) Budgeted Designated for Economic Uncertainties (9789)	$ -	$ -	$ -
d.	Special Reserve Fund (Fund 17) Budgeted Unappropriated Amount (9790)	$ -	$ -	$ -
e.	Total Available Reserves	$ 7,469,048	$ 8,193,752	$ 8,320,822
f.	Reserve for Economic Uncertainties Percentage	26.50%	27.51%	26.38%

3. Do unrestricted reserves meet the state minimum reserve amount?

FY 2017-18	Yes	X	No	
FY 2018-19	Yes	X	No	
FY 2019-20	Yes	X	No	

4. If no, how do you plan to restore your reserves?

South Monterey County Joint Union School District

5. If the total amount of the adjustment in Column 2 on Page 4 does not agree with the amount of the Total Compensation Increase in Section A, Line 5 on Page 1 (i.e., increase was partially budgeted), explain the variance below:

   There is no current cost due to increases from the negotiated agreement are effective 7/1/18.

6. Please include any additional comments and explanations of Page 4 as necessary:

   The cost of the negotiated agreements are incorported in the multi-year, page 5.

L. CERTIFICATION NO. 1: CERTIFICATION OF THE DISTRICT'S ABILITY TO MEET THE COSTS OF THE COLLECTIVE BARGAINING AGREEMENT

This disclosure document is intended to assist the district's Governing Board in determining whether the district can meet the costs incurred under the tentative Collective Bargaining Agreement in the current and subsequent years. This certification page should be signed by the Superintendent and Chief Business Official at the time of public disclosure. The absence of one or both of the signatures should serve as a "red flag" to the district's Governing Board.

In accordance with the requirements of Government Code Section 3547.5, the Superintendent and Chief Business Official of the _South Monterey County Joint Union High School District District, hereby certify that the District can meet the costs incurred under this Collective Bargaining Agreement during the term of the agreement from July 1, 2017 to June 30, 2020.

Board Actions

The board actions necessary to meet the cost of the agreement in each year of its term are as follows:

Current Year

Budget Adjustment Categories:	**Budget Adjustment Increase/(Decrease)**
Revenues/Other Financing Sources	$ -
Expenditures/Other Financing Uses	$ -
Ending Balance(s) Increase (Decrease)	$ -

Subsequent Years

Budget Adjustment Categories:	**Budget Adjustment Increase/(Decrease)**
Revenues/Other Financing Sources	$ -
Expenditures/Other Financing Uses	$ 1,195,074
Ending Balance(s) Increase (Decrease)	$ (1,195,074)

Budget Revisions

If the district does not adopt all of the revisions to its budget needed in the current year to meet the costs of the agreement at the time of the approval of the proposed collective bargaining agreement, the county superintendent of schools is required to issue a qualified or negative certification for the district on its next interim report.

Assumptions

See attached page for a list of the assumptions upon which this certification is based.

Certifications

__X__ I hereby certify ____ I am unable to certify

District Superintendent (Signature) — **Date:** 19-Jun-17

__X__ I hereby certify ____ I am unable to certify

Chief Business Official (Signature) — **Date:** 19-Jun-17

Assumptions

The assumptions upon which this certification is made are as follows:

Based on the 2017/18 Budget.

Concerns regarding affordability of agreement in subsequent years (if any):

None.

M. CERTIFICATION NO. 2

The disclosure document must be signed by the district Superintendent or designee at the time of public disclosure and by the President or Clerk of the Governing Board at the time of formal board action on the proposed agreement.

The information provided in this document summarizes the financial implications of the proposed agreement and is submitted to the Governing Board for public disclosure of the major provisions of the agreement (as provided in the "Public Disclosure of Proposed Collective Bargaining Agreement") in accordance with the requirements of AB 1200 and Government Code Section 3547.5.

	6/19/2017
District Superintendent (or Designee) (Signature)	**Date**
	6/19/2017
Contact Person	**Phone**

After public disclosure of the major provisions contained in this summary, the Governing Board at its meeting on: June 26, 2017 , took action to approve the proposed Agreement with the King City Joint Union High School District Teachers Association (CTA) Bargaining Unit.

	6/26/2017
President (or Clerk), Governing Board (Signature)	**Date**

Between the
King City Joint Union High School District California Teachers' Association
And the
South Monterey County Joint Union High School District

ARTICLE 1 – AGREEMENT

1.1 The Articles and provisions contained herein constitute a bilateral and binding agreement ("Agreement") by and between the South Monterey County Joint Union High School District ("District) and the King City Joint Union High School District Teachers' Association, CTA/NEA ("Association").

1.2 The Agreement shall remain in full force and effect from July 1, 2014 through June 30, ~~2019~~ 2020, or until such time as a new agreement is reached. This concludes negotiations through 2020 with no reopeners ~~upon request of either party, Article 16, Salary and Article 20, Benefits, may be opened. During this agreement, either party may open these articles only upon mutual agreement of the Association and District.~~

1.3 If any provision of this Agreement or any application thereof to any teacher is held by a court of competent jurisdiction to be contrary to law then such provision or application will be deemed invalid, to the extend required by such court decision, but all other provisions or applications shall continue in full force and effort.

June 19, 2017
Date

For the Association

Daniel R. Moirao, Ed.D. Superintendent

Between the
King City Joint Union High School District California Teachers' Association
And the
South Monterey County Joint Union High School District

ARTICLE 13 – LEAVES

13.6 ~~Leave taken for child bonding may be granted for periods of absence not required or necessitated by reason of pregnancy disability. Such unpaid leave shall be taken in accordance with the California Family Rights Act (CFRA) and the Family Medical Leave Act (FMLA).~~

Parental Leave/Baby Bonding Leave/Adoption Leave [44977.5]

When an employee has exhausted all available leave for a period of up to 12 workweeks and continues to be absent from his/her duties on account of parental leave, the amount deducted from the salary due him/her for any of the remaining portion of the 12-workweek period in which the absence occurs shall not exceed the sum that is actually paid a substitute employee employed to fill his/her position during his/her absence or, if no substitute employee was employed, the amount that would have been paid to a substitute had one been employed. The 12-week period shall be reduced by any period of sick leave, including accumulated sick leave, taken during a period of parental leave. An employee shall not be provided more than one 12-week period per parental leave. However, if a school year terminates before the 12-week period is exhausted, the employee may take the balance of the 12-week period in the subsequent school year, so long as the parental leave is taken within one year of the birth or adoption of the child. Further, bargaining unit members must be employed for twelve (12) months with the district in order to be eligible for parental leave. If both parents are eligible for the leave under this Section and are both employed by the District, the leave for the birth, adoption or foster care placement of their child shall be limited to a combined total of 12 workweeks in a 12-month period between the two parents.

13.7 Extended Illness Leave

~~When all accumulated illness leave has been used, and the unit member is still absent from his/her duties on account of illness or accident for a period of five (5) school months or less, the unit member shall be paid their per diem rate of pay minus the of the salary paid to his/her substitute but not more than 50% of his/her per diem rate of pay. The five (5) months or less period during which the above deductions occur shall not begin until all other paid sick leave provisions for which the unit member is eligible have been exhausted.~~

During each school year, when an employee has exhausted all available sick leave, including all accumulated sick leave, and continues to be absent from his or her duties on account of illness or accident for an additional period of up to five school months, whether or not the absence arises out of or in the course of the employment of the employee, the amount deducted from the salary due him/her for any of the additional five months in which the absence occurs shall not exceed the sum that is actually paid a substitute employee employed to fill his or her position during his or her absence or, if no substitute employee was employed, the amount that would have been paid to the substitute had he or she been employed. The sick leave, including accumulated sick leave, and the five-month period shall run consecutively. An employee shall not be provided more than one five-month period per illness or accident. However, if a school year terminates before the five-month period is exhausted, the employee may take the balance of the five-month period in the subsequent school year. The leave under this section may only be taken in full day increments and shall be compensated only if there is written verification provided by the employee's health care provider that the employee's illness or accident has disabled the employee from performing his/her essential job functions. In addition, the employee shall provide from his/her health care provider an estimate of the anticipated return of the employee to work. Failure to provide all of the information provided in this Section shall render the employee's absence without pay.

~~13.8 Adoption/Attendant Leave~~

~~A unit member shall have the right to two days of paid leave for the purpose of infant adoption or childbirth disability attendance when the adoption or birth is by the unit member or spouse. Such leave shall be taken at the time of adoption or discharge from the hospital. In addition to the right to two days of paid leave, unit members may request an unpaid leave of absence under CFRA and FMLA.~~

June 19, 2017
Date

For the Association

Daniel R. Moirao, Ed.D., Superintendent

Between the
King City Joint Union High School District California Teachers' Association
And the
South Monterey County Joint Union High School District

ARTICLE 16

16.11.3 Stipends Class one stipends will be compensated at 0.055057 of Column III, Step 9 and Class two stipends will be compensated at 0.0393264 of Column III, Step 9.

Extra-Curricular	Stipend	Coaching	Stipend
***Band Director Per ~~Performance~~ Production		Head Baseball	One
Cheerleader Coach	Two	**Assistant Baseball	Two
Department Chairperson	1,000	Head Basketball	One
****Drama Director Per ~~Performance~~ Production		**Assistant Basketball	Two
*FFA Advisor	Two	Head Cross Country	One
Journalism Advisor	Two	**Assistant Cross Country	Two
Speech & Debate Coach	Two	Head Football	One
Yearbook Advisor	One	Assistant Football (up to 4)	Two
PLC Lead	1,000	Golf Coach	Two
*****ASB Coordinator	~~One~~ Per Active Club	Head Soccer	One
Masters Stipend	1,500	**Assistant Soccer	Two
		Head Softball	One
		**Assistant Softball	Two
		Head Track & Field	One
		Assistant Track & Field (up to 3)	Two
		Head Volleyball	One
		**Assistant Volleyball	Two
		Head Wrestling	One
		**Assistant Wrestling	Two
		Head Swim	One

Stipends for Journalism, Yearbook, and Speech and Debate shall not be paid if a class on the Master Schedule for the course exits.

* One per site paid from the district's general fund. Other positions may be paid from other grant sources.

** Limit one per comprehensive school site (school sites may add an additional stipend if an additional level is needed. (e.g. freshman basketball)

*** $945.00 per ~~performance~~ **production** beyond contracted hours not to exceed $3,780.00 annually.

**** $1,260.00 per ~~performance~~ **production** beyond contracted hours not to exceed $3,780.00 annually.

***** $270.00 per active club up to $3,780.00 annually (active club is any club who conducts official ASB fundraisers).

June 19, 2017
Date

For the Association

Daniel R. Moirao, Ed.D., Superintendent

ARTICLE 20 – BENEFITS

20. Benefits – All unit members must participate in the medical, dental and vision plan through the District. The District will provide the following benefits; medical up to the dollar amount mentioned in the section 20.1, dental coverage at employee only, and vision at employee only. Any unit member who doesn't use the maximum contribution for the medical benefits may use the difference to increase coverage for dental insurance (20.2) or vision care insurance (20.3) through the negotiated district provider. **Unit members who have a legal spouse or registered domestic partner who is also a Unit Member may opt to have one spouse or partner select to used $9,5000 of the district benefit contribution to purchase medical benefits and the other legal spouse or registered domestic partner may use the remaining $2,750 for a total *maximum* of $15,000 of their district benefit contributions to purchase medical benefits for the District as long as they comply with all rules determined by the District's benefit providers.**

20.0.1 Should enacted health care laws (e.g. ACA) deem that such split of dollars is inconsistent with the minimum requirements that the employer must provide to employee only, both unit members shall have the benefit contribution allocated as provided to the rest of the members.

20.0.2 Unit members opting for this split in their annual contribution shall submit a mutually signed election agreement form to the HR department during the open enrollment period. Unit members who do not submit such an election form by the end of open enrollment shall not be eligible for this option until the ensuing open enrollment period.

20.0.3 As health *(medical)* ~~dental, and vision~~ plans change, the District and Association shall meet to adjust dollar amounts Unit Members may combine.

20.1 Health Insurance

20.1.1 The District's maximum contribution to employee medical benefit premiums will be ~~increased to $11,000 annual beginning July 1, 2015, and then adjusted to $11,750 beginning July 1, 2016. This maximum contribution will be raised again to~~ $12,250 beginning July 1, 2017.

20.1.2 The District and Association agree to offer **Municipalities, Colleges, Schools Insurance Group** ~~Monterey County Schools Insurance Group~~ (MCSIG) Options to unit members and their dependents. Alternative health insurance plans shall be explored through a side letter between the Association and the District and the health insurance plan may be changed upon mutual agreement.

20.1.3 The District's contribution to the health benefit premiums of unit members working less than full time will be prorated by the percentage of employment.

20.2 Dental Insurance

A fully paid dental plan shall be provided by the District for all bargaining unit members. The plan shall be determined by mutual agreement. Employees may purchase dental plan coverage for dependents through the District as their own expense.

20.3 Vision Care Insurance

The District shall provide a vision care service through MCSIG for the employee only. Employees may purchase vision plan coverage for dependents through the District at their own expense.

20.4 Tax Sheltered Annuities

Teachers may participate in the tax-sheltered annuity of their choice with the District providing payroll deduction for this purpose. In addition to IRC 403(b) plans, the District shall make available to employee's investment options in IRC 457(b) plans as allowed by law. The Governing Board shall approve the 457(b) investment provider application that the employee has chosen if the request of individual investment providers chosen by employees participating in 457(b) plans exceeds twelve (12) separate investment providers, the Association and District shall meet and confer to revise adding to the number of investment providers.

20.5 Retirees

20.5.1 Retirees with ten (10) years of experience in the District – Any employee who retires from the District after age 55 with at least ten (10) years of experience in the District shall be allowed to participate in the same benefit plan coverage provided all association members, as long as he/she agrees, in writing, to pay the premiums in no more than two (2) payments semi-annually.

20.5.2 Retirees with fifteen (15) years of credited service within the District – Any employee who retires from the District after age 55 with at least fifteen (15) years of credited service within the District may participate in the same benefit plan coverage provided all Association members. The District will provide the same level of contribution as provided to current employees from the commencement of retirement for up to ten (10) years or to age 65, whichever occurs sooner, or when the retiree becomes eligible for Medicare coverage. The maximum contribution to the retiree health benefit plan shall be equal to the amount provided at the last year of employment.

20.5.3 The District shall receive a resignation in writing from the employee prior to entering into a contract under the provisions of this agreement.

20.6 Unit members who complete a year of work in the school district and who resign at the end of the school year shall be entitled to receive their fringe benefits on a twelve month basis.

June 19, 2017
Date

For the Association

Daniel R. Moirao, Ed.D. Superintendent

ARTICLE 23 - WORK YEAR

23.1 The work year shall be 181 days with student contact. All unit members shall participate in a ~~three (3)~~ **four (4)** additional work days that are mandatory staff development days, for a total of ~~184~~ **185** work days. The staff development days will be used for professional development. The work year for newly hired unit members shall be ~~185~~ **186** days, to include one orientation day for new unit members. **The day of graduation will be considered one of the mandatory staff development days.** ***(contingent upon graduations for both comprehensive high schools is held on the same day)***

~~Beginning with the 2017-2018 school year the District may use one staff development day as a flex day, meaning a day can be changed from staff development to a student contact day. The District may alter this one day annually based upon District needs. The District will present their choice when the work calendar is developed.~~

23.2 The District and the Association agree to meet and confer prior to the State Administrator/Superintendent recommending the student and unit member work calendar to the Governing Board for approval. The parties agree to work together to develop and recommend calendars to the Governing Board by December 1. If agreement cannot be reached, the State Administrator/Superintendent will make the final decision and recommend student and unit member work calendars to the Governing Board.

June 19, 2017
Date

For the Association

Daniel R. Moirao, Ed.D. Superintendent

Appendix A – Salary Schedule

The King City Joint Union Hugh School District Teachers Association and the South Monterey County Joint Union High School District agree that:

- 18-19 School Year
  - Increase each cell of the salary schedule $2300 for purposes of recruitment and retention of highly qualified teachers.
- 19-20 School Year
  - Increase each cell of the salary schedule $1500 for the purposes of recruitment and retention of highly qualified teachers.

June 19, 2017
Date

For the Association

Daniel R. Moirao, Ed.D. Superintendent

APPENDIX A - SALARY SCHEDULE

South Monterey County Joint Union High School District
Certificated Salary Schedule
2017-2018

Step	A Credential No BA Annual	I BA Annual	II Credential plus BA Annual	III BA+45/MA Annual	IV BA + 60 MA + 15 Annual	V BA + 75 MA + 30 Annual
1	39,961	45,266	51,310	54,280	56,427	58,074
2	41,543	47,069	53,365	56,459	58,694	60,410
3	43,190	48,947	55,506	58,729	61,057	62,843
4	44,838	50,824	57,646	60,997	63,419	65,278
5	46,551	52,777	59,872	63,357	65,876	67,809
6			62,186	65,811	68,430	70,441
7			64,594	68,364	71,088	73,178
8				71,019	73,852	76,026
9				73,779	76,725	78,987
10					79,714	82,067
11					82,823	85,268
12						88,600
13						92,063
14						95,666
15						99,413
16						100,455
17						101,508
18						102,573
19						103,649
20						104,737
21						105,836
22						106,947
23						108,070
24						109,205
25						110,352
26						111,511
27						112,683
28						113,868
29						115,064
30						116,274

Based on 184 day work year
Master's Stipend - $1,500

Effective 7-1-2017

$	46.42	Hourly	.0006292 x Column III, Step 9
$	4,062.04	Class One Stipend	.055057 x Column III, Step 9
$	2,901.46	Class Two Stipend	.0393264 x Column III, Step 9

APPENDIX A - SALARY SCHEDULE

South Monterey County Joint Union High School District
Certificated Salary Schedule
2018-2019

Step	A Credential No BA Annual	I BA Annual	II Credential plus BA Annual	III BA+45/MA Annual	IV BA + 60 MA + 15 Annual	V BA + 75 MA + 30 Annual
1	42,261	47,566	53,610	56,580	58,727	60,374
2	43,843	49,369	55,665	58,759	60,994	62,710
3	45,490	51,247	57,806	61,029	63,357	65,143
4	47,138	53,124	59,946	63,297	65,719	67,578
5	48,851	55,077	62,172	65,657	68,176	70,109
6			64,486	68,111	70,730	72,741
7			66,894	70,664	73,388	75,478
8				73,319	76,152	78,326
9				76,079	79,025	81,287
10					82,014	84,367
11					85,123	87,568
12						90,900
13						94,363
14						97,966
15						101,713
16						102,755
17						103,808
18						104,873
19						105,949
20						107,037
21						108,136
22						109,247
23						110,370
24						111,505
25						112,652
26						113,811
27						114,983
28						116,168
29						117,364
30						118,574

Based on 185 day work year

Masters Stipend - $1500

Effective date: 7-1-2018

$	47.87	Hourly	0.0006292 x Column III, Step 9
$	4,188.68	Class One Stipend	0.055057 x Column III, Step 9
$	2,991.91	Class Two Stipend	0.0393264 x Column III, Step 9

APPENDIX A - SALARY SCHEDULE

South Monterey County Joint Union High School District
Certificated Salary Schedule
2019-2020

Step	I Credential No BA	II BA	III Credential plus BA	IV BA+45/MA	V BA + 60 MA + 15	VI BA + 75 MA + 30
						Annual
1	43,761	49,066	55,110	58,080	60,227	61,874
2	45,343	50,869	57,165	60,259	62,494	64,210
3	46,990	52,747	59,306	62,529	64,857	66,643
4	48,638	54,624	61,446	64,797	67,219	69,078
5	50,351	56,577	63,672	67,157	69,676	71,609
6			65,986	69,611	72,230	74,241
7			68,394	72,164	74,888	76,978
8				74,819	77,652	79,826
9				77,579	80,525	82,787
10					83,514	85,867
11					86,623	89,068
12						92,400
13						95,863
14						99,466
15						103,213
16						104,255
17						105,308
18						106,373
19						107,449
20						108,537
21						109,636
22						110,747
23						111,870
24						113,005
25						114,152
26						115,311
27						116,483
28						117,668
29						118,864
30						120,074

Based on 185 day work year

Masters Stipend - $1500

Effective date: 7-1-2019

$	48.81	Hourly	0.0006292 x Column III, Step 9
$	4,271.27	Class One Stipend	0.055057 x Column III, Step 9
$	3,050.90	Class Two Stipend	0.0393264 x Column III, Step 9

SOUTH MONTEREY COUNTY JOINT UNION HIGH SCHOOL DISTRICT

SUBJECT: Approval of 2016-17 Greenfield High Safety Plan **MEETING:** June 26, 2017

AGENDA SECTION:

X ACTION

☐ **INFORMATION**

☐ **ACTION/CONSENT**

GOVERNING BOARD

Board Goals:

	Improve, Monitor and Sustain Student Achievement
X	Improve School Climate in Support of Teaching, Learning and Student Safety
	Develop/Sustain Fiscal Solvency
X	Ensure that Facilities are Safe for Staff and Students
X	Ensure Compliance with Education/Other Codes/Updating Board Policies and Administrative Regulations

Summary:
The 2016-17 school safety plan has been updated and approved by their school site council. There are two major differences in these plans: they each have two safety goals and there is information about command posts and emergency supplies etc.

Goal 1: In the school year 2016-2017, the students and staff at Greenfield High School will fully implement the Positive Behavior Interventions and Supports (PBIS) program to improve positive behavior and promote a safe and orderly environment for everyone.

Goal 2: To maintain a clean, presentable, safe and orderly campus environment that will make students and staff proud to be at Greenfield High School.

Recommendation:
It is recommended that the Board of Education approve the Greenfield High School Safety Plan.

Fiscal Impact:
None

Submitted By:

Steve James, Ed. D.
Director Alternative Placement

Approved:

Daniel R. Moirao, Ed.D.
Superintendent

SOUTH MONTEREY COUNTY JOINT UNION HIGH SCHOOL DISTRICT

SUBJECT: Approval of 2016-17 King City High Safety Plan **MEETING:** June 26, 2017

AGENDA SECTION:

X ACTION

☐ **INFORMATION**

☐ **ACTION/CONSENT**

GOVERNING BOARD

Board Goals:

	Improve, Monitor and Sustain Student Achievement
X	Improve School Climate in Support of Teaching, Learning and Student Safety
	Develop/Sustain Fiscal Solvency
X	Ensure that Facilities are Safe for Staff and Students
X	Ensure Compliance with Education/Other Codes/Updating Board Policies and Administrative Regulations

Summary:
The 2016-17 school safety plan has been updated and approved by their school site council. To maintain a clean, presentable, safe and orderly campus environment that will make students and staff proud to be at Greenfield High School.

Goal 1: In the school year 2016-2017, the students and staff at King City High School will fully implement the Positive Behavior Interventions and Supports (PBIS) program to improve positive behavior and promote a safe and orderly environment for everyone.

Goal 2: To maintain a clean, presentable, safe and orderly campus environment that will make students and staff proud to be at King City High School.

Recommendation:
It is recommended that the Board of Education approve the King City High School Safety Plan.

Fiscal Impact:
None

Submitted By:

Steve James, Ed.D.
Director Alternative Placement

Approved:

Daniel R. Moirao, Ed.D.
Superintendent

SOUTH MONTEREY COUNTY JOINT UNION HIGH SCHOOL DISTRICT

SUBJECT: Approval of 2016-17 Portola-Butler Safety Plan **MEETING:** June 26, 2017

AGENDA SECTION:

X ACTION

☐ **INFORMATION**

☐ **ACTION/CONSENT**

GOVERNING BOARD

Board Goals:

	Improve, Monitor and Sustain Student Achievement
X	Improve School Climate in Support of Teaching, Learning and Student Safety
	Develop/Sustain Fiscal Solvency
X	Ensure that Facilities are Safe for Staff and Students
X	Ensure Compliance with Education/Other Codes/Updating Board Policies and Administrative Regulations

Summary:

The 2016-17 school safety plan has been updated and approved by their school site council. There are two major differences in these plans: they each have two safety goals and there is information about command posts and emergency supplies etc.

Goal 1: Portola-Butler High School has extended the school day from two 3-hour sessions to one full day, which merges the students from King City and Greenfield High Schools. The site will maintain strict accountability rules as it pertains to student interactions as we build a new school climate.

Goal 2: To maintain a clean, presentable, safe and orderly campus environment that will make students and staff proud to be at Portola-Butler Continuation High School.

Recommendation:

It is recommended that the Board of Education approve the Portola-Butler High School Safety Plan.

Fiscal Impact:

None

Submitted By:

Steven James, Ed.D
Director Alternative Placement

Approved:

Daniel R. Moirao, Ed.D.
Superintendent

SOUTH MONTEREY COUNTY JOINT UNION HIGH SCHOOL DISTRICT

SUBJECT: Approval of 2016-17 District Safety Plan

MEETING: June 26, 2017

AGENDA SECTION:

X ACTION

☐ **INFORMATION**

☐ **ACTION/CONSENT**

GOVERNING BOARD

Board Goals:

	Improve, Monitor and Sustain Student Achievement
X	Improve School Climate in Support of Teaching, Learning and Student Safety
	Develop/Sustain Fiscal Solvency
X	Ensure that Facilities are Safe for Staff and Students
X	Ensure Compliance with Education/Other Codes/Updating Board Policies and Administrative Regulations

Summary:

The 2016-17 school safety plan has been updated and approved by their school site council.

Recommendation:

It is recommended that the Board of Education approve the District Safety Plan.

Fiscal Impact:

None

Submitted By:

Steve James, Ed.D
Director Alternative Placment

Approved:

Daniel R. Moirao, Ed.D.
Superintendent

SOUTH MONTEREY COUNTY JOINT UNION HIGH SCHOOL DISTRICT

SUBJECT: Approval of Reclassification Criteria for English Learners with IEPs

MEETING: June 26, 2017

AGENDA SECTION:

X ACTION

☐ **INFORMATION**

☐ **ACTION/CONSENT**

GOVERNING BOARD

Board Goals:

X Improve, Monitor and Sustain Student Achievement
_____ Improve School Climate in Support of Teaching, Learning and Student Safety
_____ Develop/Sustain Fiscal Solvency
_____ Ensure that Facilities are Safe for Staff and Students
_____ Ensure compliance with Education/Other Codes/Updating Board Policies and Administrative Regulations

Summary:
Reclassification is the process used by districts to make a determination if an English Learner student has acquired sufficient English skills to successfully access curriculum being delivered without English development support.
English Learners with IEPs who do not meet the standard district reclassification criteria need a different Reclassification Criteria and review process. English Learners with IEPs will be considered for Reclassification if they meet the Reclassification Criteria for English Learner with IEPs and with the full agreement of the IEP Team, which includes the EL Specialist and ELD teacher.

Proposed Reclassification Criteria for English Learners with IEPs:

1. CELDT scores
    a. Overall score of 4 or higher
    b. Sub-scores of 3 or higher
    c. Overall score of a 3 may be considered if it is upper end
2. Basic Skills Criteria
    a. SRI (cutoffs vary by grade span)
    b. SBAC ELA/District Writing Benchmark (score of a 2 or higher)
    c. CMA/CAPA/CAA results of Proficient
3. Site Approval
    a. Teacher recommendation (SpEd teacher and ELD teacher/mainstream teachers)
    b. Site Administration approval
4. Parent Consultation

Recommendation:
It is recommended that the Board of Education approve the propose Reclassification Review and Criteria for English Learners with IEPs.

Fiscal Impact:
None.

Submitted By:

Diana M. Jiménez
Director, Educational Services

Approved:

Daniel R. Moirao, Ed.D.
Superintendent

SOUTH MONTEREY COUNTY JOINT UNION HIGH SCHOOL DISTRICT
800 Broadway Street, King City, CA 93930 • 831-385-0606 • FAX 831-385-0695

ENGLISH LEARNER WITH SPECIAL NEEDS RECLASSIFICATION WORKSHEET

Name: _____ D.O.B. _____ Grade: _____ Date of Meeting: _____

Primary Disability: _____ Secondary Disability: _____

Summary of English Language Development services received: _____

1. Assessment Results of Language Proficiency

(Note: The CDE regulations allow the IEP team to designate that a student take an alternative assessment to CELDT if appropriate)

Language Proficiency Assessment Taken: ___ CELDT or ___ Alternate Assessment

Current School Year Data Date: _____

- ❑ CELDT Overall Score: __ Listening __Speaking __ Reading __ Writing __
- ❑ Alternate Assessment Overall Score: __ Listening __ Speaking __
- ❑ Other Alternate Assessment: Listening __ Speaking __ Reading __ Writing __

Student met language proficiency level criteria as assessed by CELDT? __ Yes __ No

If the student's overall proficiency level was in the upper end of the intermediate level, did the IEP team review other informal measures of proficiency and determine that it is likely the student is proficient in English? __ Yes __ No

If the student took alternate assessment(s), answer the following questions:

Does the IEP team feel the student's disability impacts the ability to manifest English proficiency? __ Yes __ No

If so, if what areas: Listening __ Speaking __ Reading __ Writing __

(Note: Possible indicators - student has similar academic deficits and error patterns in English as well as primary language, or error patterns in speaking, reading, and writing are typical of students with that disability versus students with language differences, etc.)

Comments: _____

_____

_____

Does the IEP team feel it is likely the student has reached an appropriate level of English proficiency? __ Yes __ No

2. Teacher Evaluation (mainstream and/or IEP case carrier)

(Note: Having incurred deficits in motivation and academic success unrelated to English language proficiency do not preclude a student from reclassification)

Evaluation was based on: Classroom performance __District-wide assessment __ IEP Goal Progress __ Other _____

Comments: _____

_____

Does the IEP team feel teacher input/evaluation warrants possible reclassification? __ Yes __ No

3. Parent Opinion/Consultation was solicited through: Letter to Parent __ Parent Conference__

Other _____

Does the IEP team feel parent input warrants possible reclassification at this time? __ Yes __ No

Comments: _____

4. Comparison of Performance in Basic Skills

Note: "Assessment of language proficiency using an objective assessment instrument; CST or CMA score in English Language Arts (ELA) must be at least beginning of basic level to midpoint of basic - each district may select exact cut point; for pupils scoring below the cut point, determine whether factors other than English language proficiency are responsible and whether it is appropriate to reclassify the student. For students that do not take CMS or SCT, the team may use other empirical data to determine if the student has acquired English based on their ability level.

Assessment taken: SBAC __ CAA __ Other __ Date: _____

English Language Arts Score/results of assessment: _____
Student met the performance of scoring at the beginning to mid-point of basic? __ Yes __ No

If performance in basic skills LEA/district criteria based on SBAC/CAA/ or other assessment was not met, answer the following questions to help determine if "factors other than English language proficiency are responsible for limited achievement in ELA" (CDE CELDT: Understanding and Using 2009-10 Individual Results)

__ Student's Basic Skills assessment scores appear to be commensurate with his/her intellectual ability due to a disability such as an intellectual disability, language and speech impairment, etc., versus a language difference and primary language assessments indicate similar levels of academic performance (if available and applicable), or,

__ Error patterns noted mirror the patterns of errors made by students with a particular disability versus a peer's with language differences and student has manifest language proficiency in other areas[1]

Does the IEP team feel analysis of Performance in Basic Skills (ELA) warrants reclassification? __ Yes __ No

Does the IEP team feel the student should be reclassified at this time based on analysis of the four criteria above? __ Yes __ No

[1] Revised 4/19/17

South Monterey County Joint Union High School District

800 Broadway Street, King City, CA 93930 • 831-385-0606 • FAX 831-385-0695

INDIVIDUALIZED RECLASSIFICATION FOR ENGLISH LEARNERS WITH AN IEP

This form is for use with **English Learners with IEPs** who do not meet standard district reclassification criteria. If the site review team agrees the student should be reclassified, please submit to MPD after completing both sides of this form for final approval and to meet state reporting requirements.

A. STUDENT INFORMATION

Name: _____ DOB: _____ HO#: _____ Grade: _____

Primary Language: _____ School: _____ Special Education Program/Services: SDC____ RSP____ DIS___

B. THE REVIEW TEAM CONSIDERS THE FOLLOWING FACTORS:

1. CELDT (California English Language Development Test) **or Alternate Assessment** (VCCALPS or other) for the past two years if available:

	Current School Year:			One year prior (when available):		
	1,2,3,4 or 5	Scale Score	Proficiency Level	1, 2, 3, 4 or 5	Scale Score	Proficiency Level
Overall						
Listening						
Speaking						
Reading						
Writing						

2 Demonstration of Basic Skills: Please provide one or more of the assessments below:

☐ 625-ding Inventory _____ ☐ Smarter Balanced Assessment, ELA/Literacy _____ (overall proficiency)

☐ CAA: English/Language Arts _____ ☐ Interim District Assessment ELA _____

CHECK ONE OPTION (1 or 2), then complete 3. ***[Option 1 is usually for MM students while options 1 & 2 must be completed for M/S students***

1) Student's English Language Development assessment scores in listening and speaking are proficient, but s/he has not met all criteria in reading and writing due to a diagnosed disability such as a specific learning disability in the areas of basic reading skills and/or reading comprehension and/or written expression, etc.

__Yes __No **Special Education Manager or School Psychologist Signature:** _____ Date: _____

2) The student's skills in Oral Language and Language Arts appear to be commensurate with his/her cognitive ability due to a diagnosed disability such as intellectual disability, traumatic brain injury, autism, etc.

__Yes __No **School Psychologist Signature:** _____ Date: _____

3) Other criteria, formal or informal, utilized to determine how the student attained the English Language Proficiency required for Reclassification:

C. REQUIRED ATTACHMENTS (PLEASE SEND COPIES ONLY – NO ORIGINALS):

_____ Most recent report card with all required sections completed.
_____ Most recent academic benchmark assessment results for reading and writing (i.e. SRI, District Writing Benchmark, etc.) if available
_____ Most recent IEP, with "Linguistically Appropriate" goals for language development domains that reflect student's language and communication needs.
_____ Data from standardized tests embedded in the IEP (WJIII, TOWL, etc.)

D. PARENT INPUT:

My signature indicates that I have been given an opportunity to express my opinion and to consult with school staff during the reclassification process.

Signature of Parent/Guardian	**Print Name of Parent/Guardian**	**Date**

Please initial the statement below and gather all signatures below:

_____The team agrees the student ***should*** be reclassified as RFEP.

Signature of Case Manager	Print Name of Case Manager	Date
Signature of ELD Provider* (if same as Case Manager, **sign twice**)	Print Name of ELD Provider	Date
Signature of Administrator	Print Name of Administrator	Date
Signature of Other (title): EL Specialist	Print Name of Other	Date
Signature of Other (title): Special Education Manager	Print Name of Other	Date

626-

Official Use Only ***(document to be placed in IEP folder only)***

☐ Approved

☐ Not approved based on _____

_____

EL Services Department Date: _____

Signature: _____ Title _____

Print Name: _____

SOUTH MONTEREY COUNTY JOINT UNION HIGH SCHOOL DISTRICT

SUBJECT: Approval of AP Psychology textbook

MEETING: June 26, 2017

AGENDA SECTION:

X ACTION

☐ **INFORMATION**

☐ **ACTION/CONSENT**

GOVERNING BOARD

Board Goals:

X Improve, Monitor and Sustain Student Achievement
____ Improve School Climate in Support of Teaching, Learning and Student Safety
____ Develop/Sustain Fiscal Solvency
____ Ensure that Facilities are Safe for Staff and Students
____ Ensure compliance with Education/Other Codes/Updating Board Policies and Administrative Regulations

Summary:

AP Psychology is a course similar to an introductory psychology college-level course. Major concepts taught include: human behavior and mental processes, psychological theories, biological bases for behavior, sensation and perception, learning and cognition, motivation, developmental psychology, testing and individual differences, treatment of abnormal behavior, and social psychology. Textbook *Myers' Psychology for AP* was reviewed and approved by the District Curriculum Council on May 18, 2017

Recommendation:
It is recommended that the Board of Education approve AP Psychology textbook: *Myers' Psychology for AP.*

Fiscal Impact:
Cost of textbooks is approximately $7,000. Paid through Restricted Lottery Funds.

Submitted By:

Diana Jiménez
Director of Educational Services

Approved:

Daniel R. Moirao, Ed.D.
Superintendent

SOUTH MONTEREY COUNTY JOINT UNION HIGH SCHOOL DISTRICT

DISTRICT CURRICULUM ADVISORY COUNCIL

Thursday, May 18, 2017
Greenfield High School Library
3:30 PM

Norms:

- Start and end meeting on time
- Cell phone and electronic devices should be used outside the meeting area
- We will respect the opinions of others and be open-minded
- Follow-through is expected
- "Fist to Five" will be used as the indicator of consensus

AGENDA

I. Welcome

II. Information Items

A. JC Pathway

III. New Business: Course Adoptions

A. Approval of AP Language and Composition textbook
B. Approval of AP Literature and Composition textbook
C. Approval of AP Psychology textbook (new course 17-18)
D. Approval for giving Computer Literacy graduation credit to Computer Science and Engineering course

IV. Next meeting: October, 2017

Social Science

South Monterey County Joint Union High School District

Textbook Review Form

PART 1

List Textbooks reviewed – All considered textbooks need to be reviewed by all team members.

Title	Author(s)	Publisher	Copyright
1. MYERS PSYCHOLOGY FOR AP	DAVID G. MYERS	MACMILLAN HIGHER EDUCATION	(2011)
2.			
3.			
4.			
5.			

PART 2

List the names of the Review Team members (both comprehensive high school must be represented) Review Team member complete the Textbook Adoption Crosswalk.

Name	School	Grade Level/Subject Area of Current Teaching Assignment
1. Kai Green	GHS	9-12
2.		
3.		
4.		
5.		

PART 3

Text Selected

Text Selected:

Please explain the reasons for choosing this text over the others reviewed.

Part 4

Site Approval

I have reviewed the Textbook Adoption Crosswalk as submitted by the originator(s) and support the adoption of the selected text.

Principal's Signature: _____ **Date:** 3.3.7

Site Leadership Team Meeting **Date of Approval:** March 2017

PLEASE SUBMIT THIS FORM AND YOUR TEXTBOOK ADOPTION CROSSWALK TO THE DIRECTOR OF EDUCATIONAL SERVICES FOR SUBMISSION TO THE DISTRICT CURRICULUM COUNCIL.

THE PROPOSER OF THIS TEXTBOOK ADOPTION WILL PRESENT THE TEXTBOOK TO THE DISTRICT CURRICULUM COUNCIL.

College students get free two-day shipping on textbooks with Prime Student.

Myers' Psychology for AP® 2nd Edition

by David G. Myers (Author)

18 customer reviews

Look inside



ISBN-13: 978-1464113079
ISBN-10: 1464113076
Why is ISBN important?

eTextbook	Hardcover	Other Sellers
$55.48 - $99.27	$56.47 - $141.83	from $67.43

Try the eTextbook for free	$0.00
Rent	$56.47
Buy used	$80.67
Buy new	**$141.83**

In Stock.
Ships from and sold by Amazon.com. Gift-wrap available.

| FREE Same-Day

Get it TODAY, Feb. 16. Order within 2 hrs 52 mins and choose **Same-Day Delivery** at checkout. Details

36 New from $71.15

Qty: 1

Add to Cart

Turn on 1-Click ordering

Ship to:

SOUTH MONTEREY COUNTY JOINT UNION HIGH SCHOOL DISTRICT

SUBJECT: Approval of AP Literature and Composition textbook

MEETING: June 26, 2017

AGENDA SECTION:

X ACTION

☐ **INFORMATION**

☐ **ACTION/CONSENT**

GOVERNING BOARD

Board Goals:

X Improve, Monitor and Sustain Student Achievement
_____ Improve School Climate in Support of Teaching, Learning and Student Safety
_____ Develop/Sustain Fiscal Solvency
_____ Ensure that Facilities are Safe for Staff and Students
_____ Ensure compliance with Education/Other Codes/Updating Board Policies and Administrative Regulations

Summary:

AP English Literature and Composition course engages students in the careful reading and critical analysis of imaginative literature. Through the close reading of selected texts, students deepen their understanding of the ways writers use language to provide both meaning and pleasure for their readers. As they read, students consider a work's structure, style, themes, as well as such smaller-scale elements as the use of figurative language, imagery, symbolism and tone.

The AP Literature and Composition course has been offered in the District for a number of years but a course textbook was never adopted. The textbook *Literature and Composition* was reviewed and approved by the District Curriculum Council on May 18, 2017

Recommendation:
It is recommended that the Board of Education approve *Literature and Composition* as the textbook for AP Literature and Composition

Fiscal Impact:
Cost of textbooks is approximately $9,000. Paid through Restricted Lottery Funds.

Submitted By:

Diana Jiménez
Director of Educational Services

Approved:

Daniel R. Moirao, Ed.D.
Superintendent

SOUTH MONTEREY COUNTY JOINT UNION HIGH SCHOOL DISTRICT

DISTRICT CURRICULUM ADVISORY COUNCIL

Thursday, May 18, 2017
Greenfield High School Library
3:30 PM

Norms:

- Start and end meeting on time
- Cell phone and electronic devices should be used outside the meeting area
- We will respect the opinions of others and be open-minded
- Follow-through is expected
- "Fist to Five" will be used as the indicator of consensus

AGENDA

I. **Welcome**

II. **Information Items**

A. JC Pathway

III. **New Business: Course Adoptions**

A. Approval of AP Language and Composition textbook
B. Approval of AP Literature and Composition textbook
C. Approval of AP Psychology textbook (new course 17-18)
D. Approval for giving Computer Literacy graduation credit to Computer Science and Engineering course

IV. **Next meeting:** October, 2017

South Monterey County Joint Union High School District

Textbook Review Form

PART 1
List Textbooks reviewed – All considered textbooks need to be reviewed by all team members.

Title	Author(s)	Publisher	Copyright
1. The Language of Composition	K. Shea, L. Scanlon	Bedford St. Martins	2013
2. Literature and Composition	C. Jago, R. Shea, Author	Bedford St. Martin	2011
3.	"		
4.			
5.			

PART 2
List the names of the Review Team members (both comprehensive high school must be represented) Review Team member complete the Textbook Adoption Crosswalk.

Name	School	Grade Level/Subject Area of Current Teaching Assignment
1. Anita Leonard	King City High School	11-12 AP English
2. Sandra Borusch	Greenfield High School	11-12 AP English
3.		
4.		
5.		

PART 3
Text Selected

Text Selected:

Please explain the reasons for choosing this text over the others reviewed.
Both comprehensive texts are designed to teach students the skills they need to read, write, and think at the college level to succeed on the AP Exam. They contain all resources needed for AP Language & Literature classroom

Part 4
Site Approval

I have reviewed the Textbook Adoption Crosswalk as submitted by the originator(s) and support the adoption of the selected text.

Principal's Signature: _____ **Date:** 3-3-17

Site Leadership Team Meeting **Date of Approval:** _____

PLEASE SUBMIT THIS FORM AND YOUR TEXTBOOK ADOPTION CROSSWALK TO THE DIRECTOR OF EDUCATIONAL SERVICES FOR SUBMISSION TO THE DISTRICT CURRICULUM COUNCIL.

THE PROPOSER OF THIS TEXTBOOK ADOPTION WILL PRESENT THE TEXTBOOK TO THE DISTRICT CURRICULUM COUNCIL.



First Edition ©2011

Literature & Composition

Reading - Writing - Thinking

Carol Jago (*Santa Monica High School, CA*), Renee H. Shea (*Bowie State University, MD*), Lawrence Scanlon (*Brewster High School, NY*), Robin Dissin Aufses (*Lycée Français de New York*)

ISBN-10: 0-312-38806-3; ISBN-13: 978-0-312-38806-5; Format: Cloth Text, 1568 pages

For Students: **$94.99** For Bookstores: **$76.05** Compare Prices

Available with LaunchPad

Instructors

- New Edition Available
- Go to Student Site
- View Ordering Options
- Find Your Rep

Students

- Go to Student Site
- Get Help
- View Purchasing Options

About | Table of Contents | Instructor Resources | Student Resources | Value Options

▶ Overview
Features
About the Authors
Reviews
Meet the Authors Video

Structure and support for a successful AP* Literature course

PACKAGE THIS TITLE WITH OUR 2016 MLA SUPPLEMENT, Documenting Sources in MLA Style (package ISBN-13: 9781319084653). Get the most recent updates on MLA citation in a convenient, 40-page resource based on The MLA Handbook, 8th Edition, with plenty of models. Browse our catalog or contact your representative for a full listing of updated titles and packages, or to request a custom ISBN.

From Carol Jago and the authors of *The Language of Composition* comes the first textbook designed specifically for the AP* Literature and Composition course. Arranged thematically to foster critical thinking, *Literature & Composition: Reading • Writing • Thinking* offers a wide variety of classic and contemporary literature, plus all of the support students need to analyze it carefully and thoughtfully. The book is divided into two parts: the first part of the text teaches students the skills they need for success in an AP Literature course, and the second part is a collection of thematic chapters of literature with extensive apparatus and special features to help students read, analyze, and respond to literature at the college level. Only *Literature & Composition* has been built from the ground up to give AP students and teachers the materials and support they need to enjoy a successful and challenging AP Literature course.

Use the navigation menu on the left to learn more about the selections and features in *Literature & Composition: Reading • Writing • Thinking.*

*AP and Advanced Placement Program are registered trademarks of the College Entrance Examination Board, which was not involved in the publication of and does not endorse this product.

"I think the approach that this text is taking is wonderful. I especially like the fact that there are numerous paired texts and an entire section devoted to synthesis. This is truly different from what you find in other textbooks, and I think it is a much better approach."
— Lance Balla, *Bellevue High School, Bellevue, WA*

View All

SOUTH MONTEREY COUNTY JOINT UNION HIGH SCHOOL DISTRICT

SUBJECT: Approval of AP Language and Composition textbook

MEETING: June 26, 2017

AGENDA SECTION:

X ACTION

☐ **INFORMATION**

☐ **ACTION/CONSENT**

GOVERNING BOARD

Board Goals:

X Improve, Monitor and Sustain Student Achievement
____ Improve School Climate in Support of Teaching, Learning and Student Safety
____ Develop/Sustain Fiscal Solvency
____ Ensure that Facilities are Safe for Staff and Students
____ Ensure compliance with Education/Other Codes/Updating Board Policies and Administrative Regulations

Summary:

AP English Language and Composition course requires students to become skilled readers of prose written in a variety of rhetorical contexts and skilled writers who compose for a variety of purposes. Both their reading and writing should make students aware of interactions among a writer's purposes, reader expectations, and an author's propositional content, as well as the genre conventions and the resources of language that contribute to effectiveness in writing.
The AP Language and Composition course has been offered in the District for a number of years but a course textbook was never adopted. The textbook *The Language of Composition* was reviewed and approved by the District Curriculum Council on May 18, 2017

Recommendation:
It is recommended that the Board of Education approve *The Language of Composition* as the textbook for AP Language and Composition

Fiscal Impact:
Cost of textbooks is approximately $10,000. Paid through Restricted Lottery Funds.

Submitted By:

Diana Jimenez
Director of Educational Services

Approved:

Daniel R. Moirao, Ed.D.
Superintendent

SOUTH MONTEREY COUNTY JOINT UNION HIGH SCHOOL DISTRICT

DISTRICT CURRICULUM ADVISORY COUNCIL

Thursday, May 18, 2017
Greenfield High School Library
3:30 PM

Norms:

- Start and end meeting on time
- Cell phone and electronic devices should be used outside the meeting area
- We will respect the opinions of others and be open-minded
- Follow-through is expected
- "Fist to Five" will be used as the indicator of consensus

AGENDA

I. **Welcome**

II. **Information Items**

A. JC Pathway

III. **New Business: Course Adoptions**

A. Approval of AP Language and Composition textbook
B. Approval of AP Literature and Composition textbook
C. Approval of AP Psychology textbook (new course 17-18)
D. Approval for giving Computer Literacy graduation credit to Computer Science and Engineering course

IV. **Next meeting:** October, 2017

Sandra Brusch

South Monterey County Joint Union High School District

Textbook Review Form

PART 1
List Textbooks reviewed – All considered textbooks need to be reviewed by all team members.

Title	Author(s)	Publisher	Copyright
1. The Language of Composition	K. Shea, L. Scanlon	Bedford St. Martins	2013
2. Literature and Composition	C. Jago, R Shea, Amber	Bedford St. Martin	2011
3.	"		
4.			
5.			

PART 2
List the names of the Review Team members (both comprehensive high school must be represented) Review Team member complete the Textbook Adoption Crosswalk.

Name	School	Grade Level/Subject Area of Current Teaching Assignment
1. Anita Leonard	King City High School	11-12 AP English
2. Sandra Brusch	Greenfield High School	11-12 AP English
3.		
4.		
5.		

PART 3
Text Selected

Text Selected:

Please explain the reasons for choosing this text over the others reviewed.
Both comprehensive texts are designed to teach students the skills they need to read, write, and think at the college level to succeed on the AP Exam. They contain all resources needed for AP Language & Literature classroom.

Part 4
Site Approval

I have reviewed the Textbook Adoption Crosswalk as submitted by the originator(s) and support the adoption of the selected text.

Principal's Signature: _____ **Date:** 3-3-17

Site Leadership Team Meeting **Date of Approval:** _____

PLEASE SUBMIT THIS FORM AND YOUR TEXTBOOK ADOPTION CROSSWALK TO THE DIRECTOR OF EDUCATIONAL SERVICES FOR SUBMISSION TO THE DISTRICT CURRICULUM COUNCIL.

THE PROPOSER OF THIS TEXTBOOK ADOPTION WILL PRESENT THE TEXTBOOK TO THE DISTRICT CURRICULUM COUNCIL.

macmillan learning

Our Story | Courses | Digital | Solutions | Get Help



Second Edition ©2013

The Language of Composition

Reading, Writing, Rhetoric

Renee H. Shea (*Bowie State University, MD*), Lawrence Scanlon (*Brewster High School, NY*), Robin Dissin Aufses (*Lycée Français de New York*)

ISBN-10: 0-312-67650-6; ISBN-13: 978-0-312-67650-6; Format: Cloth Text, 1060 pages

For Students: **$93.99** For Bookstores: **$75.35** Compare Prices

Available with LaunchPad

Instructors

- Request Free Exam Copy
- Go to Student Site
- View Ordering Options
- Find Your Rep

Students

- Go to Student Site
- Get Help
- View Purchasing Options

About | Table of Contents | Instructor Resources | Student Resources | Value Options

- Overview
- Features
- New to this Edition
- About the Authors
- Meet the Authors Video

The best book for AP English Language just got better

PACKAGE THIS TITLE WITH OUR 2016 MLA SUPPLEMENT, Documenting Sources in MLA Style (package ISBN-13: 9781319084936). Get the most recent updates on MLA citation in a convenient, 40-page resource based on The MLA Handbook, 8th Edition, with plenty of models. Browse our catalog or contact your representative for a full listing of updated titles and packages, or to request a custom ISBN.

The Language of Composition is the first textbook built from the ground up to help students succeed in the AP English Language course. Written by a team of experts with experience in both high school and college, this text focuses on teaching students the skills they need to read, write, and think at the college level. With practical advice and an extensive selection of readings — including essays, poetry, fiction, and visual texts — *The Language of Composition* helps students develop the key skills they must master to pass the course, to succeed on the AP Exam, and to prepare for a successful college career. Revised based on feedback from teachers across the country, the second edition promises to be an even better resource for the AP Language classroom.

"This is the ONLY textbook I recommend to new AP teachers. It is well-organized, clear, and rich."
— Denise Hayden, *Floral Park Memorial High School, Floral Park, NY*

SOUTH MONTEREY COUNTY JOINT UNION HIGH SCHOOL DISTRICT

GOVERNING BOARD

SUBJECT: Board Policies - Second Reading

MEETING: June 26, 2017

AGENDA SECTION:

X ACTION

☐ **INFORMATION**

☐ **ACTION/CONSENT**

_____ Improve, Monitor and Sustain Student Achievement
_____ Improve School Climate in Support of Teaching, Learning and Student Safety
_____ Develop/Sustain Fiscal Solvency
_____ Ensure that Facilities are Safe for Staff and Students
X Ensure Compliance with Education/Other Codes/Updating Board Policies and Administrative

Summary:
The following Board Policies are presented as a second reading/revision for the Governing's Board consideration:

BP 5141.52 Suicide Prevention (new)
AR 5141.52 Suicide Prevention (new)

BP 5148.2 Before/After School Programs (new)
AR 5148.2 Before/After School Programs (new)

BP 6142.2 World Foreign Language Instruction (new)
AR 6142.2 World Foreign Language Introduction (new)

BP 6144 Controversial Issues (revised)

BP 6174 Education for English Language Learners (substantially revised)
AR 6174 Education for English Language Learners (substantially revised)

BP 6176 Weekend Saturday Classes (revised)

E5145.6 Parental Notifications (revised)

Recommendation:
It is recommended the Board of Education approve the board policies second reading. All corrections have been made from the policies first reading.

Fiscal Impact:
No fiscal impact

Submitted By:

Daniel R. Moirao Ed. D.
Superintendent

Approved:

Daniel R. Moirao, Ed.D.
Superintendent

Students

Suicide Prevention

The Governing Board recognizes that suicide is a leading cause of death among youth and that school personnel who regularly interact with students are often in a position to recognize the warning signs of suicide and to offer appropriate referral and/or assistance. To attempt to reduce suicidal behavior and its impact on students and families, the Superintendent or designee shall develop measures and strategies for suicide prevention, intervention, and postvention.

In developing measures and strategies for use by the district, the Superintendent or designee may consult with school health professionals, school counselors, school psychologists, school social workers, administrators, other staff, parents/guardians, students, local health agencies, mental health professionals, and community organizations.

(cf. 1020 - Youth Services)
(cf. 1220 - Citizen Advisory Committees)
(cf. 1400 - Relations Between Other Governmental Agencies and the Schools)

Such measures and strategies shall include, but are not limited to:

1. Staff development on suicide awareness and prevention for teachers, school counselors, and other district employees who interact with students in the secondary grades

(cf. 4131 - Staff Development)
(cf. 4231 - Staff Development)
(cf. 4331 - Staff Development)

2. Instruction to students in problem-solving and coping skills to promote students' mental, emotional, and social health and well-being, as well as instruction in recognizing and appropriately responding to warning signs of suicidal intent in others

(cf. 6142.8 - Comprehensive Health Education)

3. Methods for promoting a positive school climate that enhances students' feelings of connectedness with the school and that is characterized by caring staff and harmonious interrelationships among students

(cf. 5131 - Conduct)
(cf. 5131.2 - Bullying)
(cf. 5137 - Positive School Climate)
(cf. 5145.3 - Nondiscrimination/Harassment)
(cf. 5145.7 - Sexual Harassment)
(cf. 5145.9 - Hate-Motivated Behavior)

4. The provision of information to parents/guardians regarding risk factors and warning signs of suicide, the severity of the youth suicide problem, the district's suicide prevention curriculum, basic steps for helping suicidal youth, and/or school and community resources that can help youth in crisis

5. Encouragement for students to notify appropriate school personnel or other adults when they are experiencing thoughts of suicide or when they suspect or have knowledge of another student's suicidal intentions

6. Crisis intervention procedures for addressing suicide threats or attempts

7. Counseling and other postvention strategies for helping students, staff, and others cope in the aftermath of a student's suicide

As appropriate, these measures and strategies shall specifically address the needs of students who are at high risk of suicide, including, but not limited to, students who are bereaved by suicide; students with disabilities, mental illness, or substance use disorders; students who are experiencing homelessness or who are in out-of-home settings such as foster care; and students who are lesbian, gay, bisexual, transgender, or questioning youth. (Education Code 215)

Legal Reference:
EDUCATION CODE
215 Student suicide prevention policies
32280-32289 Comprehensive safety plan
49060-49079 Student records
49602 Confidentiality of student information
49604 Suicide prevention training for school counselors
GOVERNMENT CODE
810-996.6 Government Claims Act
PENAL CODE
11164-11174.3 Child Abuse and Neglect Reporting Act
WELFARE AND INSTITUTIONS CODE
5698 Emotionally disturbed youth; legislative intent
5850-5883 Mental Health Services Act
COURT DECISIONS
Corales v. Bennett (Ontario-Montclair School District), (2009) 567 F.3d 554

Management Resources:
CALIFORNIA DEPARTMENT OF EDUCATION PUBLICATIONS
Health Education Content Standards for California Public Schools, Kindergarten Through Grade Twelve, 2008
Health Framework for California Public Schools, Kindergarten Through Grade Twelve, 2003
CENTERS FOR DISEASE CONTROL AND PREVENTION PUBLICATIONS

School Connectedness: Strategies for Increasing Protective Factors Among Youth, 2009
NATIONAL ASSOCIATION OF SCHOOL PSYCHOLOGISTS PUBLICATIONS
Preventing Suicide, Guidelines for Administrators and Crisis Teams, 2015
U.S. DEPARTMENT OF HEALTH AND HUMAN SERVICES PUBLICATIONS
Preventing Suicide: A Toolkit for High Schools, 2012
National Strategy for Suicide Prevention: Goals and Objectives for Action, rev. 2012
WEB SITES
American Association of Suicidology: http://www.suicidology.org
American Foundation for Suicide Prevention: http://afsp.org
American Psychological Association: http://www.apa.org
American School Counselor Association: http://www.schoolcounselor.org
California Department of Education, Mental Health: http://www.cde.ca.gov/ls/cg/mh
California Department of Health Care Services, Suicide Prevention Program: http://www.dhcs.ca.gov/services/MH/Pages/SuicidePrevention.aspx
Centers for Disease Control and Prevention, Mental Health: http://www.cdc.gov/mentalhealth

National Association of School Psychologists: http://www.nasponline.org
National Institute for Mental Health: http://www.nimh.nih.gov
Trevor Project: http://thetrevorproject.org
U.S. Department of Health and Human Services, Substance Abuse and Mental Health Services Administration: http://www.samhsa.gov

(6/96 7/09) 3/17

Policy: SOUTH MONTEREY COUNTY JOINT UNION HIGH SCHOOL DISTRICT

Adopted: June 26, 2017 King City, California

Students

Suicide Prevention

Staff Development

Suicide prevention training shall be provided to teachers, counselors, and other district employees who interact with students at the secondary level. The training shall be offered under the direction of a district counselor/psychologist and/or in cooperation with one or more community mental health agencies.

(cf. 4131 - Staff Development)
(cf. 4231 - Staff Development)
(cf. 4331 - Staff Development)

Materials for training shall include how to identify appropriate mental health services at the school site and within the community, and when and how to refer youth and their families to those services. Materials also may include programs that can be completed through self-review of suitable suicide prevention materials. (Education Code 215)

Staff development shall include research and information related to the following topics:

1. The higher risk of suicide among certain groups, including, but not limited to, students who are bereaved by suicide; students with disabilities, mental illness, or substance use disorders; students who are experiencing homelessness or who are in out-of-home settings such as foster care; and students who are lesbian, gay, bisexual, transgender, or questioning youth

2. Individual risk factors such as previous suicide attempt(s) or self-harm, history of depression or mental illness, family history of suicide or violence, feelings of isolation, interpersonal conflicts, a recent severe stressor or loss, family instability, impulsivity, and other factors

(cf. 5131.6 - Alcohol and Other Drugs)

3. Warning signs that may indicate depression, emotional distress, or suicidal intentions, such as changes in students' personality or behavior and verbalizations of hopelessness or suicidal intent

4. Protective factors that may help to decrease a person's suicide risk, such as resiliency, problem-solving ability, access to mental health care, and positive connections to family, peers, school, and community

5. Instructional strategies for teaching the suicide prevention curriculum and promoting mental and emotional health

6. School and community resources and services, including resources and services that meet the specific needs of high-risk groups

(cf. 5141.6 - School Health Services)
(cf. 6164.2 - Guidance/Counseling Services)

7. District procedures for intervening when a student attempts, threatens, or discloses the desire to die by suicide

Instruction

The district's comprehensive health education program shall promote the healthy mental, emotional, and social development of students and shall be aligned with the state content standards and curriculum framework. Suicide prevention instruction shall be incorporated into the health education curriculum at appropriate secondary grades and shall be designed to help students:

1. Identify and analyze signs of depression and self-destructive behaviors and understand how feelings of depression, loss, isolation, inadequacy, and anxiety can lead to thoughts of suicide

2. Develop coping and resiliency skills and self-esteem

3. Learn to listen, be honest, share feelings, and get help when communicating with friends who show signs of suicidal intent

4. Identify trusted adults, school resources, and/or community crisis intervention resources where youth can get help and recognize that there is no stigma associated with seeking services for mental health, substance abuse, and/or suicide prevention

(cf. 1020 - Youth Services)
(cf. 5131.6 - Alcohol and Other Drugs)
(cf. 5141.6 - School Health Services)
(cf. 6142.8 - Comprehensive Health Education)
(cf. 6164.2 - Guidance/Counseling Services)

Intervention

Students shall be encouraged to notify a teacher, principal, counselor, or other adult when they are experiencing thoughts of suicide or when they suspect or have knowledge of another student's suicidal intentions.

Every statement regarding suicidal intent shall be taken seriously. Whenever a staff member suspects or has knowledge of a student's suicidal intentions based on the student's verbalizations

or act of self-harm, he/she shall promptly notify the principal or school counselor.

Although any personal information that a student discloses to a school counselor shall generally not be revealed, released, referenced, or discussed with third parties, the counselor may report to the principal or student's parents/guardians when he/she has reasonable cause to believe that disclosure is necessary to avert a clear and present danger to the health, safety, or welfare of the student. In addition, the counselor may disclose information of a personal nature to psychotherapists, other health care providers, or the school nurse for the sole purpose of referring the student for treatment. (Education Code 49602)

(cf. 5141 - Health Care and Emergencies)

A school employee shall act only within the authorization and scope of his/her credential or license. An employee is not authorized to diagnose or treat mental illness unless he/she is specifically licensed and employed to do so. (Education Code 215)

Whenever schools establish a peer counseling system to provide support for students, peer counselors shall receive training that includes identification of the warning signs of suicidal behavior and referral of a suicidal student to appropriate adults.

(cf. 5138 - Conflict Resolution/Peer Mediation)

When a suicide attempt or threat is reported, the principal or designee shall ensure student safety by taking the following actions:

1. Immediately securing medical treatment and/or mental health services as necessary

2. Notifying law enforcement and/or other emergency assistance if a suicidal act is being actively threatened

3. Keeping the student under continuous adult supervision until the parent/guardian and/or appropriate support agent or agency can be contacted and has the opportunity to intervene

4. Removing other students from the immediate area as soon as possible

(cf. 0450 - Comprehensive Safety Plan)
(cf. 5141 - Health Care and Emergencies)

The principal or designee shall document the incident in writing, including the steps that the school took in response to the suicide attempt or threat.

(cf. 5125 - Student Records)

The Superintendent or designee shall follow up with the parent/guardian and student in a timely manner to provide referrals to appropriate services as needed. If the parent/guardian does not access treatment for the student, the Superintendent or designee may meet with the parent/guardian to identify barriers to treatment and assist the family in providing follow-up care for the student. If follow-up care is still not provided, the Superintendent or designee shall consider whether he/she is required, pursuant to laws for mandated reporters of child neglect, to refer the matter to the local child protective services agency.

(cf. 5141.4 - Child Abuse Prevention and Reporting)

For any student returning to school after a mental health crisis, the principal or designee and/or school counselor may meet with the parents/guardians and, if appropriate, with the student to discuss re-entry and appropriate next steps to ensure the student's readiness for return to school.

Postvention

In the event that a student dies by suicide, the Superintendent or designee shall communicate with the student's parents/guardians to offer condolences, assistance, and resources. In accordance with the laws governing confidentiality of student record information, the Superintendent or designee shall consult with the parents/guardians regarding facts that may be divulged to other students, parents/guardians, and staff.

The Superintendent or designee shall implement procedures to address students' and staff's grief and to minimize the risk of imitative suicide or suicide contagion. He/she shall provide students, parents/guardians, and staff with information, counseling, and/or referrals to community agencies as needed. School staff may receive assistance from school counselors or other mental health professionals in determining how best to discuss the suicide or attempted suicide with students.

Any response to media inquiries shall be handled by the district-designated spokesperson who shall not divulge confidential information. The district's response shall not sensationalize suicide and shall focus on the district's postvention plan and available resources.

(cf. 1112- Media Relations)

After any suicide or attempted suicide by a student, the Superintendent or designee shall provide an opportunity for all staff who responded to the incident to debrief, evaluate the effectiveness of the strategies used, and make recommendations for future actions.

(6/96 7/09) 3/17

Regulation: SOUTH MONTEREY COUNTY JOINT UNION HIGH SCHOOL DISTRICT

Adopted: June 26, 2017 King City, California

Students

Before/After School Programs

The Governing Board desires to provide before-school and/or after-school enrichment programs that support the regular education program in a supervised environment. In order to increase academic achievement of participating students, the content of such programs shall be coordinated with the district's vision and goals for student learning, local control and accountability plan, curriculum, and academic standards.

(cf. 0000 - Vision)
(cf. 0200 - Goals for the School District)
(cf. 0460 - Local Control and Accountability Plan)
(cf. 5147 - Dropout Prevention)
(cf. 5148 - Child Care and Development)
(cf. 6011 - Academic Standards)
(cf. 6176 - Weekend/Saturday Classes)
(cf. 6177 - Summer Learning Programs)
(cf. 6179 - Supplemental Instruction)

The district's program shall be planned through a collaborative process that includes parents/guardians, students, representatives of participating schools, governmental agencies including city and county parks and recreation departments, local law enforcement, community organizations, and, if appropriate, the private sector. (Education Code 8422, 8482.5)
(cf. 1020 - Youth Services)
(cf. 1400 - Relations Between Other Governmental Agencies and the Schools)
(cf. 1700 - Relations Between Private Industry and the Schools)

To the extent feasible, the district shall give priority to establishing before-school and/or after-school programs in low-performing schools and/or programs that serve low-income and other at-risk students.

(cf. 1020 - Youth Services)
(cf. 1400 - Relations Between Other Governmental Agencies and the Schools)
(cf. 1700 - Relations Between Private Industry and the Schools)
(cf. 6020 - Parent Involvement)

The establishment of any program shall be approved by the Board and the principal of each participating school. (Education Code 8421, 8482.3)

The program shall include academic and enrichment elements in accordance with law and administrative regulation. In addition, the program may include support services that reinforce the educational component and promote student health and well-being, including, but not limited to, drug and violence prevention programs, counseling/guidance services, character education, and programs that promote parent/guardian involvement and family literacy.

(cf. 0450 - Comprehensive Safety Plan)
(cf. 5131.6 - Alcohol and Other Drugs)
(cf. 6020 - Parent Involvement)
(cf. 6142.3 - Civic Education)
(cf. 6164.2 - Counseling/Guidance Services)

OPTION 1: A family fee may be charged to participating families based on the actual cost of services, as long as the fee is waived or reduced for families with students who are eligible for free or reduced-price meals. (Education Code 8422, 8482.6)

In regard to the After School Education and Safety program and/or 21st Century Community Learning Center program, no fee shall be charged for a student identified as a homeless or foster youth. (Education Code 8482.6)

(cf. 3260 - Fees and Charges)
(cf. 3553 - Free and Reduced Price Meals)
(cf. 6173 - Education for Homeless Children)
(cf. 6173.1 - Education for Foster Youth)

The Board and the Superintendent or designee shall monitor student participation rates and shall identify multiple measures that shall be used to evaluate program effectiveness. Such measures may include, but are not limited to, student outcome data; program self-assessments; feedback from staff, participating students, and parents/guardians; and observations of program activities.

(cf. 0500 - Accountability)

Legal Reference:
EDUCATION CODE
8263 Eligibility and priorities for subsidized child development services
8263.4 Enrollment of students ages 11-12 years
8273.1 Family fees, exemptions
8350-8359.1 Programs for CalWORKS recipients
8360-8370 Personnel qualifications
8420-8428 21st Century After-School Program for Teens
8482-8484.65 After School Education and Safety Program
8484.7-8484.9 21st Century Community Learning Centers
8490-8490.7 Distinguished After School Health Recognition Program
17264 New construction; accommodation of before- and after-school programs
35021.3 After-school physical recreation instructors
45125 Criminal record check
45330 Paraprofessionals; instructional aides
45340-45349 Paraprofessionals; instructional aides
49024 Criminal background check; Activity Supervisor Clearance Certificate
49430-49434 Nutrition standards
49540-49546 Child Care Food Program

49553 Free or reduced-price meals
60851.1 Suspension of high school exit examination
69430-69460 Cal Grant program
UNITED STATES CODE, TITLE 20
6311 State plans
6314 Title I schoolwide programs
7171-7176 21st Century Community Learning Centers
UNITED STATES CODE, TITLE 42
1766-1766a Child and Adult Care Food Program
11434a Education for homeless children and youths
CODE OF FEDERAL REGULATIONS, TITLE 7
226.17 Child care center nutrition standards

Management Resources:
CALIFORNIA DEPARTMENT OF EDUCATION PUBLICATIONS
Quality Program Improvement Plan for Expanded Learning Programs in California 2016-17, November 2016
Request for Application for Programs Proposing to Serve High School Students, September 2016
21st Century Community Learning Centers (21st CCLC) FAQs Elementary/Middle School Programs, September 2016
A Crosswalk Between the Quality Standards for Expanded Learning and Program Quality Assessment Tools, 2014
Quality Standards for Expanded Learning in California: Creating and Implementing a Shared Vision of Quality, 2014
21st Century High School After School Safety and Enrichment for Teens Program Frequently Asked Questions, March 2012
California After School Physical Activity Guidelines, 2009
U.S. DEPARTMENT OF EDUCATION PUBLICATIONS
21st Century Community Learning Centers, Nonregulatory Guidance, February 2003
WEB SITES
CSBA: http://www.csba.org
California Department of Education, Before and After School: http://www.cde.ca.gov/ls/ba
California Healthy Kids Survey: https://chks.wested.org
California School-Age Consortium: http://calsac.org
Commission on Teacher Credentialing: http://www.ctc.ca.gov
Partnership for Children and Youth: http://partnerforchildren.org
U.S. Department of Agriculture: http://www.fns.usda.gov/cnd/care/afterschool.htm
U.S. Department of Education: http://www.ed.gov

(11/06 7/15) 3/17

Policy SOUTH MONTEREY COUNTY JOINT UNION HIGH SCHOOL DISTRICT First

Adopted: June 26, 2017 King City, California

Students

Before/After School Programs

The district's After School Education and Safety (ASES) program or 21st Century Community Learning Center (21st CCLC) program shall serve students in any of grades K-9 as the district may determine based on local needs. (Education Code 8482.3, 8484.7, 8484.75, 8484.8)

The district's 21st CCLC program shall primarily serve students in Title I schoolwide programs or serve a high percentage of students from low-income families. (Education Code 8484.8; 20 USC 7173)

(cf. 6171 - Title I Programs)

The district's ASES and 21st CCLC program(s) shall be operated in accordance with the following:

1. Program Elements

a. The program shall include an educational and literacy element in which tutoring or homework assistance is provided in language arts, mathematics, history and social science, computer training, and/or science. (Education Code 8482.3)

(cf. 6142.91 - Reading/Language Arts Instruction)
(cf. 6142.92 - Mathematics Instruction)
(cf. 6142.93 - Science Instruction)
(cf. 6154 - Homework/Makeup Work)
(cf. 6163.4 - Student Use of Technology)

b. The program shall include an educational enrichment element which may include, but is not limited to, fine arts, career technical education, recreation, technology, physical fitness, and prevention activities. (Education Code 8482.3)

(cf. 5131.6 - Alcohol and Other Drugs)
(cf. 5131.62 - Tobacco)
(cf. 6142.6 - Visual and Performing Arts)
(cf. 6142.7 - Physical Education and Activity)
(cf. 6178 - Career Technical Education)

2. Nutrition

a. If snacks or meals are made available in the program, they shall conform to state nutrition standards specified in Education Code 49430-49434 or 42 USC 1766 as applicable. (Education Code 8482.3; 42 USC 1766-1766a; 7 CFR 226.17)

b. The district's before-school program shall offer a breakfast meal as described in Education Code 49553 for all program participants. (Education Code 8483.1)

(cf. 3550 - Food Service/Child Nutrition Program)
(cf. 3554 - Other Food Sales)
(cf. 5030 - Student Wellness)

3. Location of Program

a. The program may be offered at one or multiple school sites and/or at an easily available and accessible off-campus facility. (Education Code 8482.3)

b. When there is a significant barrier to student participation in either the before-school or after-school component of a program at the school of attendance, the Superintendent or designee may, with the approval of the Superintendent of Public Instruction, provide services at another school site. Such transfer of services shall occur only if the school to which the program will be transferred agrees to receive students from the transferring school and has an existing grant of the same type as the transferring school, or does not have a 10-percent lower percentage of students eligible for free or reduced-price meals than the transferring school. A significant barrier includes any of the following: (Education Code 8482.8)

(1) Fewer than 20 students participating in the program component

(2) Extreme transportation constraints, including, but not limited to, desegregation busing, busing for magnet or open enrollment schools, or student dependence on public transportation

(3) A reduction in the program grant of an existing school due to its merging into a new school opened by the district or the splitting of its students with a new school

In such cases, the district shall arrange for safe, supervised transportation between school sites; ensure communication among staff in the regular school program, staff in the before-school or after-school program, and parents/guardians; and ensure alignment of the educational and literacy elements with the regular school program of participating students. (Education Code 8482.8)

(cf. 3540 - Transportation)

4. Staffing

a. All staff members who directly supervise students shall, at a minimum, meet the qualifications for an instructional aide. (Education Code 8483.4, 45330, 45344, 45344.5)

(cf. 4222 - Teacher Aides/Paraprofessionals)

b. All program staff and volunteers shall be subject to the health screening and fingerprint clearance requirements in law and Board policy. (Education Code 8483.4)

(cf. 1240 - Volunteer Assistance)
(cf. 4112.4/4212.4/4312.4 - Health Examinations)
(cf. 4112.5/4212.5/4312.5 - Criminal Record Check)

c. The student-to-staff ratio shall be no more than 20 to 1. (Education Code 8483.4)

5. Hours of Operation

a. A before-school program shall not operate for less than one and one-half hours per regular school day. (Education Code 8483.1)

b. An after-school program shall begin immediately upon the conclusion of the regular school day and shall operate a minimum of 15 hours per week and at least until 6 p.m. on every regular school day. (Education Code 8483)

6. Admissions

a. Every student attending a school operating a program is eligible to participate in the program, subject to program capacity. (Education Code 8482.6)

(cf. 0410 - Nondiscrimination in District Programs and Activities)

b. If the number of students wishing to participate in the program exceeds program capacity, students shall be selected for enrollment based on the following guidelines:

(1) First priority for enrollment shall be given to students who are identified as homeless youth, as defined by the McKinney-Vento Homeless Assistance Act (42 USC 11434a), at the time they apply for enrollment or at any time during the school year and to students who are identified by the program as being in foster care. (Education Code 8483, 8483.1)

The district is not required to disenroll a current student in order to secure the enrollment of a student who has priority for enrollment. (Education Code 8483, 8483.1)

The district shall inform the parent/guardian of a homeless or foster youth of the right of the child to receive priority enrollment and how to request priority enrollment. (Education Code 8483)

(cf. 5145.6 - Parental Notifications)
(cf. 6173 - Education for Homeless Children)
(cf. 6173.1 - Education for Foster Youth)

(2) Second priority for enrollment of middle or junior high school students shall be given to students who attend daily. (Education Code 8483, 8483.1)

(3) Third priority for enrollment shall be given to students identified as in need of academic remediation or support in accordance with Board policy or administrative regulations.

(cf. 6179 - Supplemental Instruction)

(4) Any remaining capacity shall be filled by students selected at random.

(5) A waiting list shall be established to accommodate additional students if space becomes available.

7. Attendance/Early Release

a. Each student admitted into a district program shall be expected to attend the full number of hours that the program is in operation every day that he/she participates.

b. When necessary, a student's parent/guardian may request, in writing, that the Superintendent or designee approve the reasonable late daily arrival of his/her child for the before-school program or the reasonable early daily release of his/her child from the after-school program. The Superintendent or designee shall not approve such a request if the student would be attending less than one-half of the daily program hours.

8. Summer/Intersession/Vacation Programs

a. A before-school program operating during summer, intersession, and/or vacation days shall be offered for a minimum of two hours per day. An after-school program offered during summer, intersession, and/or vacation days may be operated for either three hours or six hours per day in accordance with Education Code 8483.76. When both before-school and after-school programs are offered for the same students on such days, they shall be operated for a minimum of four and one-half hours per day. (Education Code 8483, 8483.1, 8483.2, 8483.76)

b. A program offered during summer, intersession, and/or vacation periods may open eligibility to every student attending a school in the district, with priority for enrollment given to students enrolled in the school that received the grant. (Education Code 8483.76)

c. To address the needs of students and school closures, the program may be conducted at an off-site location or an alternate school site. The program shall notify the California Department of Education (CDE) of the change of location and shall include a plan to provide safe transportation pursuant to Education Code 8484.6. (Education Code 8483.76)

d. Any program operating for six hours per day shall provide at least one nutritionally

adequate free or reduced-price meal to each eligible student during each program day. (Education Code 8483.76)

e. For any program operating six hours per day, district procedures pertaining to student attendance and early release as specified in item #7 above shall apply. (Education Code 8483.76)

(cf. 6177 - Summer Learning Programs)

Grades 9-12

The district's 21st Century High School After School Safety and Enrichment for Teens (ASSETs) program shall serve students in any of grades 9-12 as the district may determine based on local needs. (Education Code 8421)

The program shall be operated in accordance with the following guidelines:

1. Program Elements

a. The program shall include an academic assistance element that is coordinated with the regular academic program and includes, but is not limited to, at least one of the following: (Education Code 8421)

(2) Tutoring

(3) Career exploration, including activities that help students develop the knowledge and

skills that are relevant to their career interests and reinforce academic content

(4) Homework assistance

(5) College preparation, including information about the Cal Grant program pursuant to Education Code 69430-69460

b. The program shall include an enrichment element that may include, but is not limited to: (Education Code 8421)

(1) Community service

(2) Career and technical education

(3) Job readiness

(4) Opportunities for mentoring and tutoring younger students

(5) Service learning

(6) Arts

(7) Computer and technology training

(8) Physical fitness

(9) Recreation activities

(cf. 6142.4 - Service Learning/Community Service Classes)

c. The program shall include a nutritional snack and/or meal and a physical activity element. (Education Code 8423)

d. The program shall provide for access to, and availability of, computers and technology. (Education Code 8423)

e. The Superintendent or designee shall assess students' preferences for program activities.

(Education Code 8423)

2. Location of Program

a. The district's program may operate on one or multiple school sites or at another location approved by the CDE. (Education Code 8421)

b. If applying for a location off school grounds, the Superintendent or designee shall ensure that safe transportation is available for students, if necessary, and the program is at least as available and accessible as similar programs conducted on school sites. (Education Code 8421)

3. Hours of Operation

a. The district's program shall operate for a minimum of 15 hours per week. (Education Code 8421)

b. The district's program may be operated either after school only or for any combination of after school, before school, weekends, summer, intersession, and vacations. (Education Code 8422)

Volunteers

The Superintendent or designee may establish a registry of volunteer after-school physical recreation instructors and other before-school and after-school program volunteers. (Education

Code 35021.3)

To be included in the registry, a volunteer shall submit to a criminal background check pursuant to Education Code 45125. He/she also shall submit current contact information to the district and shall update that information whenever the information changes. (Education Code 35021.3)

The Superintendent or designee may use a volunteer registered with the district or may select another person to provide physical recreation to students after school hours or to provide other services. (Education Code 35021.3)

Reports

The Superintendent or designee shall annually submit to the CDE outcome-based data, including, but not limited to: (Education Code 8427, 8482.3, 8484)

1. For participating students, school day attendance on an annual basis and program attendance on a semi-annual basis

2. Evidence of a program quality improvement process that is data driven and based on CDE program quality standards

(cf. 0500 - Accountability)

(3/08 7/15) 3/17

Regulation: SOUTH MONTEREY COUNTY JOINT UNION HIGH SCHOOL DISTRICT

Adopted: June 26, 2017 King City, California

Instruction

World/Foreign Language Instruction

In order to prepare students for global citizenship and to broaden their intercultural understanding and career opportunities, the Governing Board shall provide students with opportunities to develop linguistic proficiency and cultural literacy in one or more world languages in addition to English.

The Superintendent or designee shall recommend world languages to be taught in the district's educational program based on student interest, community needs, and available resources. He/she shall also consider providing English learners the opportunity to study their heritage language, when such a course is available, in order to continue developing skills in that language. American Sign Language courses shall be open to all students regardless of hearing status.

(cf. 6174 - Education for English Learners)

The district shall offer a sequential curriculum aligned with the state content standards, state curriculum framework, and, as applicable, California university admission requirements for languages other than English.

(cf. 6011 - Academic Standards)
(cf. 6141 - Curriculum Development and Evaluation)

Instruction in world languages shall be offered to secondary school students beginning no later than grade 7 and shall be designed to develop students' skills in understanding, speaking, reading, and writing the language. (Education Code 51220)

(cf. 6143 - Courses of Study)

Students shall obtain credit toward high school graduation requirements for completion of a one-year course in a world language or American Sign Language during grades 9-12.

(cf. 5126 - Awards for Achievement)
(cf. 6146.1 - High School Graduation Requirements)
(cf. 6146.11 - Alternative Credits Toward Graduation)

The district may establish a dual-language immersion program that provides integrated language learning and academic instruction for native speakers of English and native speakers of another language, with the goals of high academic achievement, first and second language proficiency, and cross-cultural understanding. (Education Code 305-306)

The Board shall ensure that students have access to high-quality instructional materials in world languages. In accordance with Board policy, teachers shall be encouraged to identify and use supplemental resources, such as literature, technology, newspapers and other media, dictionaries,

and volunteers from the community to enhance the world language instructional program.

(cf. 1240 - Volunteer Assistance)
(cf. 6161.1 - Selection and Evaluation of Instructional Materials)
(cf. 6161.11 - Supplementary Instructional Materials)
(cf. 6163.1- Library Media Centers)

The Superintendent or designee shall provide professional development as necessary to ensure that teachers of world languages have the knowledge and skills they need to implement an effective instructional program that helps students attain academic standards.

(cf. 4131 - Staff Development)

The Superintendent or designee shall provide periodic reports to the Board regarding the effectiveness of the district's world language program which may include, but not be limited to, a description of the district's curriculum and the extent to which it is aligned with the state's content standards and curriculum framework, student achievement of district standards for world language instruction, and student participation rates in each language course. Program evaluation shall be used to identify needed improvements and may be considered in determining the world languages to be taught in the district.

(cf. 0500 - Accountability)
(cf. 6190 - Evaluation of the Instructional Program)

Legal Reference:
EDUCATION CODE
300-310 Education for English learners
42238.02 Local control funding formula; class size requirements
44253.1-44253.11 Qualifications of teachers of English learners
44256-44257 Credential requirements, including teachers of foreign language
48980 Parental notifications
51212 Legislative intent to encourage foreign language instruction in grades 1-6
51220 Courses of study, grades 7-12
51225.3 High school graduation requirements
51243-51245 Alternative credits toward graduation for foreign language instruction in private school
60119 Public hearings, instructional materials
60605.3 Content standards for world language instruction
60605.5 Revision of state standards for world language instruction
CODE OF REGULATIONS, TITLE 5
1632 Alternative credits toward graduation for foreign language instruction in private school

Management Resources:
CALIFORNIA SCHOOL BOARDS ASSOCIATION PUBLICATIONS
English Learners in Focus, Issue 2: The Promise of Two-Way Immersion Programs, Governance Brief, September 2014
CALIFORNIA DEPARTMENT OF EDUCATION PUBLICATIONS
Two-Way Language Immersion Program FAQ
World Language Content Standards for California Public Schools, Kindergarten Through Grade Twelve, adopted January 7, 2009
Foreign Language Framework for California Public Schools, Kindergarten Through Grade

Twelve, 2003
CENTER FOR APPLIED LINGUISTICS PUBLICATIONS
Guiding Principles for Dual Language Education, Second Edition, 2007
COMMISSION ON TEACHER CREDENTIALING PUBLICATIONS
CL-622 Serving English Learners
UNIVERSITY OF CALIFORNIA PUBLICATIONS
A-G Guide
WEB SITES
CSBA: http://www.csba.org
American Council on the Teaching of Foreign Languages: http://www.actfl.org
California Association for Bilingual Education: http://www.gocabe.org
California Department of Education, Foreign Language: http://www.cde.ca.gov/ci/fl
California Foreign Language Project: http://www.stanford.edu/group/CFLP
California Language Teachers' Association: http://www.clta.net
Center for Applied Linguistics: http://www.cal.org
University of California, a-g Course Approval: http://www.ucop.edu/agguide

(3/09) 3/17

Policy: SOUTH MONTEREY COUNTY JOINT UNION HIGH SCHOOL DISTRICT

Adopted: June 26, 2017 King City, California

Instruction

World/Foreign Language Instruction

Content of Instruction

The district's instructional program for world languages shall be designed to help students gain knowledge about new language systems and use that knowledge to communicate. Students shall receive instruction which is aligned with state academic standards appropriate to their age and stage of linguistic and cultural proficiency in the following categories:

1. Content: Students shall be presented with a wide variety of content that is age and stage appropriate and increases in complexity.

(cf. 6011 - Academic Standards)

2. Communication: Students shall be taught to effectively convey and receive messages by engaging in or interpreting written, spoken, and/or signed languages.

3. Cultures: Students shall receive instruction that allows them to make connections and comparisons between language and culture.

(cf. 6142.94 - History/Social Science Instruction)

4. Structures: The curriculum shall address components of grammar, syntax, and language patterns appropriate to the language being taught.

5. Settings: To help students comprehend meaning and use language that is culturally appropriate, students shall develop knowledge of the context or setting in which language is used, such as common daily settings, interpersonal settings, and informal and formal settings.

Dual-Language Immersion Programs

The district's dual-language immersion programs may be based on either or both of the following models:

1. A 50:50 model in which instruction is provided in the non-English target language for 50 percent of the time and in English for 50 percent of the time, throughout the duration of the program

2. A 90:10 model in which instruction is provided in the non-English target language for 90 percent of the time and in English for 10 percent of the time during the first year of the program, decreasing the percentage of time in the non-English language in each subsequent year until there is a 50:50 balance of languages

(cf. 6174 - Education for English Learners)

Native English speakers shall generally be admitted into the program only during the first grade level at which the program is offered, and English learners during the first or second grade level at which the program is offered. Bilingual students may enter the program at any time. On a case-by-case basis, the Superintendent or designee may admit a student later in the program if he/she determines that the student is adequately prepared for and will benefit from the program.

In enrolling students for the program, the district shall strive to maintain a ratio of half native English speakers and half English learners, and such ratio shall not fall below one-third for either language group except under exceptional circumstances.

(cf. 6151 - Class Size)

At the beginning of each school year or upon a student's enrollment, parents/guardians shall be provided information on the district's dual-language immersion program and other language acquisition programs available to students enrolled in the district, including, but not limited to, a description of each program. (Education Code 310)

(cf. 5145.6 - Parental Notifications)

Whenever one or more English learners are enrolled in a dual-language immersion classroom, the class shall be taught by a teacher who possesses the appropriate authorization issued by the Commission on Teacher Credentialing.

(cf. 4112.22 - Staff Teaching English Learners)

(3/09) 3/17

Regulation: SOUTH MONTEREY COUNTY JOINT UNION HIGH SCHOOL DISTRICT

Adopted: June 26, 2017 King City, California

Instruction

Controversial Issues

The Governing Board recognizes that the district's educational program may sometimes include instruction related to controversial issues that may arouse strong reactions based on personal values and beliefs, political philosophy, culture, religion, or other influences. Instruction concerning such topics shall be relevant to the adopted course of study and curricular goals and should be designed to develop students' critical thinking skills, ability to discriminate between fact and opinion, respect for others, and understanding and tolerance of diverse points of view.

(cf. 6141.2 - Recognition of Religious Beliefs and Customs)
(cf. 6142.1 - Sexual Health and HIV/AIDS Prevention Instruction)
(cf. 6142.3 - Civic Education)
(cf. 6142.8 - Comprehensive Health Education)
(cf. 6142.94 - History-Social Science Instruction)
(cf. 6143 - Courses of Study)

The Board expects administrators and teachers to exercise professional judgment when deciding whether or not a particular issue is suitable for study or discussion. They shall consult with the Superintendent or designee as necessary to determine the appropriateness of the subject matter, guest speakers, and/or related instructional materials or resources.

(cf. 6141 - Curriculum Development and Evaluation)
(cf. 6161.1 - Selection and Evaluation of Instructional Materials)
(cf. 6161.11 - Supplementary Instructional Materials)

When providing instruction related to a controversial issue, the following guidelines shall apply:

1. The topic shall be suitable to the age and maturity of the students.

2. Instruction shall be presented in a balanced manner, addressing all sides of the issue without bias or prejudice and without promoting any particular point of view.

3. In the classroom, teachers act on behalf of the district and are expected to follow the adopted curriculum. In leading or guiding class discussions about issues that may be controversial, a teacher may not advocate his/her personal opinion or viewpoint. When necessary, the Superintendent or designee may instruct teachers to refrain from sharing personal views in the classroom on controversial topics.

***Note: The First Amendment of the U.S. Constitution and Article 1, Section 2 of the

California Constitution guarantee freedom of speech

4. No student's viewpoint shall be suppressed, provided such expression is not malicious or abusive toward others. Students shall be assured of their right to form and express an opinion without jeopardizing their relationship with the teacher or school.

(cf. 5022 - Student and Family Privacy Rights)
(cf. 5145.2 - Freedom of Speech/Expression)
(cf. 6145.5 - Student Organizations and Equal Access)

4. Students shall be assured of their right to form and express an opinion without jeopardizing their grades or being subject to discrimination, retaliation, or discipline, provided the viewpoint does not constitute harassment, threats, intimidation, or bullying or is otherwise unlawful.

(cf. 5022 - Student and Family Privacy Rights)
(cf. 5121 - Grades/Evaluation of Student Achievement)
(cf. 5145.2 - Freedom of Speech/Expression)
(cf. 6145.5 - Student Organizations and Equal Access)

5. Students shall be informed of conduct expected during such instruction and the importance of being courteous and respectful of the opinions of others.

(cf. 5131 - Conduct)
(cf. 5131.2 - Bullying)
(cf. 5137 - Positive School Climate)

6. Adequate factual information shall be provided to help students objectively analyze and evaluate the issue and draw their own conclusions.

7. The instruction shall not reflect adversely upon persons because of their race, ethnicity, national origin, sex, sexual orientation, gender identity or expression, disability, religion, or any other basis prohibited by law.

(cf. 0410 - Nondiscrimination in District Programs and Activities)
(cf. 5145.3 - Nondiscrimination/Harassment)
(cf. 5145.9 - Hate-Motivated Behavior)

8. The subject matter of the instruction shall not otherwise be prohibited by state or federal law.

When a guest speaker is invited to make a presentation related to a controversial issue, the Board requires that he/she be notified of this policy and the expectations and goals regarding the instruction. If the guest speaker is presenting only one point of view on an issue, the teacher shall be responsible for ensuring that students also receive information on opposing viewpoints.

(cf. 6145.8 - Assemblies and Special Events)

When required by law, such as in regards to comprehensive sexual health and HIV prevention education, parents/guardians shall be notified prior to instruction that they may request in writing that their child be excused from the instruction. Students whose parents/guardians decline such instruction may be offered an alternative activity of similar educational value.

A student or parent/guardian with concerns regarding instruction about controversial issues may communicate directly with the teacher or principal and/or use appropriate district complaint procedures.

(cf. 1312.1 - Complaints Concerning District Employees)
(cf. 1312.2 - Complaints Concerning Instructional Materials

Legal Reference:
EDUCATION CODE
220 Prohibition of discrimination
48950 Freedom of speech
51240 Excuse from health instruction due to religious beliefs
51500 Prohibited instruction or activity
51510 Prohibited study or supplemental materials
51511 Religious matters properly included in courses of study
51513 Materials containing questions about beliefs or practices
51530 Prohibition and definition regarding advocating or teaching communism with intent to indoctrinate
51930-51939 California Healthy Youth Act; comprehensive sexual health and HIV prevention education
60040 Portrayal of cultural and racial diversity
60044 Prohibited instructional materials
60045 Criteria for instructional materials
COURT DECISIONS
Johnson v. Poway Unified School District, (2011) 658 F.3d 954 (9th Cir.)
Mayer v. Monroe County Community School Corporation, (2007) 474 F.3d 477 (7th Cir.)
Garcetti v. Ceballos, (2006) 547 U.S. 410
(12/89 8/13) 3/17

Policy: SOUTH MONTEREY COUNTY JOINT UNION HIGH SCHOOL DISTRICT

Adopted: June 26, 2017 King City, California

Instruction

Education For English Learners

The Governing Board intends to provide English learners with challenging curriculum and instruction that develop proficiency in English while facilitating student achievement in the district's regular course of study.

The district shall identify in its local control and accountability plan (LCAP) goals and specific actions and services to enhance student engagement, academic achievement, and other outcomes for English learners.

(cf. 0460 - Local Control and Accountability Plan)
(cf. 3100 - Budget)

The Superintendent or designee shall encourage parent/guardian and community involvement in the development and evaluation of programs for English learners.

(cf. 0420 - School Plans/Site Councils)
(cf. 1220 - Citizen Advisory Committees)
(cf. 6020 - Parent Involvement)

English learners shall be provided English language development instruction targeted to their English proficiency level and aligned with the state content standards and curriculum framework. The district's program shall be based on sound instructional theory, use standards-aligned instructional materials, and assist students in accessing the full educational program.

(cf. 6011 - Academic Standards)
(cf. 6141 - Curriculum Development and Evaluation)
(cf. 6161.1 - Selection and Evaluation of Instructional Materials)
(cf. 6161.11 - Supplementary Instructional Materials)
(cf. 6171 - Title I Programs)

The Superintendent or designee shall ensure that all staff employed to teach English learners possess the appropriate authorization from the Commission on Teacher Credentialing.

(cf. 4112.22 - Staff Teaching English Learners)

The district shall provide effective professional development to teachers (including teachers in classroom settings that are not the settings of language instruction educational programs), administrators, and other school or community-based organization personnel to improve the instruction and assessment of English learners and enhance staff's ability to understand and use curricula, assessment, and instructional strategies for English learners. Such professional development shall be of sufficient intensity and duration to produce a positive and lasting impact

on teachers' performance in the classroom. (20 USC 6825)

(cf. 4131 - Staff Development)
(cf. 4231 - Staff Development)
(cf. 4331 - Staff Development)

To support students' English language development, the Superintendent or designee may provide an adult literacy training program that leads to English fluency for parents/guardians and community members.

Identification and Assessment

The Superintendent or designee shall maintain procedures for the accurate identification of English learners and an assessment of their proficiency and needs in the areas of listening, speaking, reading, and writing in English.

Once identified as an English learner, a student shall be annually assessed for language proficiency until he/she is reclassified based on criteria specified in the accompanying administrative regulation.

English learners' academic achievement in English language arts, mathematics, science, and any additional subject required by law shall be assessed using the California Assessment of Student Performance and Progress. As necessary, the test shall be administered with testing variations in accordance with 5 CCR 853.5 and 853.7. English learners who are in their first 12 months of attending a school in the United States shall be exempted from taking the English language arts assessment to the extent allowed by federal law. (Education Code 60603, 60640; 5 CCR 853.5, 853.7)

(cf. 6152.51 - State Academic Achievement Tests)

Language Acquisition Programs

In establishing the district's language acquisition programs, the Superintendent or designee shall consult with parents/guardians and the community during the LCAP development process. He/she shall also consult with administrators, teachers, and other personnel with appropriate authorizations and experience in establishing a language acquisition program. (Education Code 305)

Language acquisition programs are educational programs that are designed to ensure English acquisition as rapidly and as effectively as possible and that provide instruction to students on the state-adopted academic content standards, including the English language development standards. The language acquisition programs provided to students shall be informed by research and shall lead to grade-level proficiency and academic achievement in both English and another language. (Education Code 306)

The district shall offer English learners a structured English immersion program to ensure that English learners have access to the core academic content standards, including the English language development standards, and become proficient in English. In the structured English immersion program, nearly all of the classroom instruction shall be provided in English, but with the curriculum and presentation designed for students who are learning English. (Education Code 305-306)

For the purpose of determining the amount of instruction to be conducted in English in the structured English immersion program, "nearly all" means that all classroom instruction shall be conducted in English except for clarification, explanation, and support as needed.

In addition, language acquisition programs offered by the district may include, but are not limited to, the following: (Education Code 305-306)

1. The district may offer a dual-language immersion program that provides integrated language learning and academic instruction for native speakers of English and native speakers of another language, with the goals of high academic achievement, first and second language

proficiency, and cross-cultural understanding.

(cf. 6142.2 - World/Foreign Language Instruction)

2. The district may offer a transitional or developmental program for English learners that provides literacy and academic instruction in English and a student's native language and that enables an English learner to achieve English proficiency and academic mastery of subject matter content and higher order thinking skills, including critical thinking, in order to meet state academic content standards.

Parents/guardians of English learners may choose a language acquisition program that best suits their child. To the extent possible, any language acquisition program requested by the parents/guardians of 30 or more students at the school or by the parents/guardians of 20 or more students at any grade level shall be offered by the school. (Education Code 310)

(cf. 6151 - Class Size)

At the beginning of each school year or upon a student's enrollment, parents/guardians shall be provided information on the types of language acquisition programs available to students enrolled in the district, including, but not limited to, a description of each program. (Education Code 310)

(cf. 5145.6 - Parental Notifications)

When an English learner is determined pursuant to state and district reclassification criteria to have acquired a reasonable level of English proficiency pursuant to Education Code 313 and

52164.6, or upon request by the student's parent/guardian, the student shall be transferred from a language acquisition program into an English language mainstream classroom.

Program Evaluation

To evaluate the effectiveness of the district's educational program for English learners, the Superintendent or designee shall report to the Board, at least annually, regarding:

1. Progress of English learners towards proficiency in English

2. The number and percentage of English learners reclassified as fluent English proficient

3. The number and percentage of English learners who are or are at risk of being classified as long-term English learners in accordance with Education Code 313.1

4. The achievement of English learners on standards-based tests in core curricular areas

5. Progress toward any other goals for English learners identified in the district's LCAP

6. A comparison of current data with data from at least the previous year

The Superintendent or designee also shall provide the Board with regular reports from any district or schoolwide English learner advisory committees.

Legal Reference:
EDUCATION CODE
300-340 English language education, especially:
305-310 Language acquisition programs
313-313.5 Assessment of English proficiency
430-446 English Learner and Immigrant Pupil Federal Conformity Act
33050 State Board of Education waiver authority
42238.02-42238.03 Local control funding formula
44253.1-44253.11 Qualifications for teaching English learners
48980 Parental notifications
48985 Notices to parents in language other than English
52052 Numerically significant student subgroups
52060-52077 Local control and accountability plan
52130-52135 Impacted Languages Act of 1984
52160-52178 Bilingual Bicultural Act
56305 CDE manual on English learners with disabilities
60603 Definition, recently arrived English learner
60605.87 Supplemental instructional materials, English language development

60640 California Assessment of Student Performance and Progress
60810-60812 Assessment of language development
62005.5 Continuation of advisory committee after program sunsets
CODE OF REGULATIONS, TITLE 5
853.5-853.7 Test administration; universal tools, designated supports, and accommodations
11300-11316 English learner education
11510-11517 California English Language Development Test
UNITED STATES CODE, TITLE 20
1412 Individuals with Disabilities Education Act; state eligibility
1701-1705 Equal Educational Opportunities Act
6311 Title I state plan
6312 Title I local education agency plans
6801-7014 Title III, language instruction for English learners and immigrant students
7801 Definitions
CODE OF FEDERAL REGULATIONS, TITLE 34
100.3 Discrimination prohibited
200.16 Assessment of English learners

COURT DECISIONS
Valeria G. v. Wilson, (2002) 307 F.3d 1036
California Teachers Association v. State Board of Education et al., (9th Circuit, 2001) 271 F.3d 1141
McLaughlin v. State Board of Education, (1999) 75 Cal.App.4th 196
Teresa P. et al v. Berkeley Unified School District et al, (1989) 724 F.Supp. 698
ATTORNEY GENERAL OPINIONS
83 Ops.Cal.Atty.Gen. 40 (2000)

Management Resources:
CSBA PUBLICATIONS
English Learners in Focus, Issue 1: Updated Demographic and Achievement Profile of California's English Learners, Governance Brief, rev. September 2016
English Learners in Focus, Issue 3: Ensuring High-Quality Staff for English Learners, Governance Brief, July 2016
English Learners in Focus, Issue 2: The Promise of Two-Way Immersion Programs, Governance Brief, September 2014
CALIFORNIA DEPARTMENT OF EDUCATION PUBLICATIONS
Integrating the CA ELD Standards into K-12 Mathematics and Science Teaching and Learning, December 2015
Academic Criterion for Reclassification, CDE Correspondence, August 11, 2014
English Language Arts/English Language Development Framework for California Public Schools: Transitional Kindergarten Through Grade Twelve, 2014
Common Core State Standards for Mathematics, rev. 2013
Next Generation Science Standards for California Public Schools, Kindergarten through Grade Twelve, 2013

English Language Development Standards for California Public Schools: Kindergarten Through Grade Twelve, 2012
Matrix of Test Variations, Accommodations, and Modifications for Administration of California Statewide Assessments
U.S. DEPARTMENT OF EDUCATION PUBLICATIONS
Accountability for English Learners Under the ESEA, Non-Regulatory Guidance, January 2017
English Learner Tool Kit for State and Local Educational Agencies (SEAs and LEAs), rev. November 2016
English Learners and Title III of the Elementary and Secondary Education Act (ESEA), as Amended by the Every Student Succeeds Act (ESSA), Non-Regulatory Guidance, September 23, 2016
Dear Colleague Letter: English Learner Students and Limited English Proficient Parents, January 7, 2015
Assessment and Accountability for Recently Arrived and Former Limited English Proficient (LEP) Students, May 2007
WEB SITES
CSBA: http://www.csba.org
California Association for Bilingual Education: http://www.gocabe.org

California Department of Education: http://www.cde.ca.gov/sp/el
National Clearinghouse for English Language Acquisition: http://www.ncela.us
U.S. Department of Education: http://www.ed.gov

(11/12 4/15) 3/17

Policy: SOUTH MONTEREY COUNTY JOINT UNION HIGH SCHOOL DISTRICT

Adopted: June 26, 2017 King City, California

Instruction

Education For English Learners

Definitions

English learner means a student who is age 3-21 years, who is enrolled or is preparing to enroll in an elementary or secondary school, and whose difficulties in speaking, reading, writing, or understanding the English language may be sufficient to deny the student the ability to meet state academic standards, the ability to successfully achieve in classrooms where the language of instruction is English, or the opportunity to participate fully in society. An English learner may include a student who was not born in the United States or whose native language is a language other than English; a student who is Native American or Alaska Native, or a native resident of the outlying areas, who comes from an environment where a language other than English has had a significant impact on the individual's level of English language proficiency; or a student who is migratory, whose native language is a language other than English, and who comes from an environment where a language other than English is dominant. (Education Code 306; 20 USC 7801)

Native speaker of English means a student who has learned and used English in his/her home from early childhood and English has been his/her primary means of concept formation and communication. (Education Code 306)

Identification and Assessments

Upon enrollment in the district, each student's primary language shall be determined through the use of a home language survey. (Education Code 52164.1; 5 CCR 11307)

Any student who is identified as having a primary language other than English as determined by the home language survey, and who has not previously been identified as an English learner by a California public school or for whom there is no record of results from an administration of an English language proficiency test, shall be assessed for English proficiency using the state's designated English language proficiency test for initial identification. (Education Code 313, 52164.1; 5 CCR 11511)

Each year after a student is identified as an English learner and until he/she is redesignated as English proficient, the summative assessment of the state's designated English language proficiency test shall be administered to the student during a four-month period after January 1 as determined by the California Department of Education. (Education Code 313)

The state assessment shall be administered in accordance with test publisher instructions and 5 CCR 11511-11516.6. Variations and accommodations in test administration may be provided to English learners pursuant to 5 CCR 11516-11516.6.

Any student with a disability who is identified as an English learner shall be allowed to take the assessment with those accommodations for testing that the student has regularly used during instruction and classroom assessment as delineated in the student's individualized education program (IEP) or Section 504 plan. If the student is unable to participate in the assessment or a portion of the assessment even with such accommodations, an alternate assessment for English language proficiency shall be administered to the student as set forth in his/her IEP. (5 CCR 11516-11516.7; 20 USC 1412)

(cf. 6152.51 - State Academic Achievement Tests)
(cf. 6159 - Individualized Education Program)
(cf. 6164.6 - Identification and Education Under Section 504)

The Superintendent or designee shall notify parents/guardians of their child's results on the state's English language proficiency assessment within 30 calendar days following receipt of the results from the test contractor. (Education Code 52164.1; 5 CCR 11511.5)

(cf. 5145.6 - Parental Notifications)

The parent/guardian of a student participating in, or identified for participation in, a language instruction program supported by federal Title I or Title III funds shall receive notification of the assessment of his/her child's English proficiency. Such notice shall be provided not later than 30 calendar days after the beginning of the school year or, if the student is identified for program participation during the school year, within two weeks of the student's placement in the program. The notice shall include all of the following: (Education Code 440; 20 USC 6312)

1. The reason for the identification of the student as an English learner and the need for placement in a language acquisition program

2. The level of English proficiency, how the level was assessed, and the status of the student's academic achievement

3. A description of the language acquisition program in which the student is, or will be, participating, including a description of all of the following:

a. The methods of instruction used in the program and in other available programs, including how such programs differ in content, instructional goals, and the use of English and a native language in instruction

b. The manner in which the program will meet the educational strengths and needs of the student

c. The manner in which the program will help the student develop his/her English proficiency and meet age-appropriate academic standards for grade promotion and graduation

d. The specific exit requirements for the program, the expected rate of transition from the program into classes not tailored for English learners, and the expected rate of graduation from secondary school if applicable

e. Where the student has been identified for special education, the manner in which the program meets the requirements of the student's IEP

4. Information about the parent/guardian's right to have the student immediately removed from a program upon the parent/guardian's request

5. Information regarding a parent/guardian's option to decline to enroll the student in the program or to choose another program or method of instruction, if available

6. Information designed to assist a parent/guardian in selecting among available programs, if more than one program or method is offered

Reclassification/Redesignation

The district shall continue to provide additional and appropriate educational services to English learners for the purposes of overcoming language barriers until they: (5 CCR 11302)

1. Demonstrate English language proficiency comparable to that of the district's average native English language speakers

2. Recoup any academic deficits which may have been incurred in other areas of the core curriculum as a result of language barriers

English learners shall be reclassified as fluent English proficient when they are able to comprehend, speak, read, and write English well enough to receive instruction in an English language mainstream classroom and make academic progress at a level substantially equivalent to that of students of the same age or grade whose primary language is English and who are in the regular course of study. (Education Code 52164.6)

The measures used to determine whether an English learner shall be reclassified as fluent English proficient shall include, but not be limited to: (Education Code 313, 52164.6; 5 CCR 11303)

1. Assessment of English language proficiency using an objective assessment instrument, including, but not limited to, the state's English language proficiency assessment

2. Participation of the student's classroom teacher and any other certificated staff with direct responsibility for teaching or placement decisions related to the student

3. Parent/guardian opinion and consultation

The Superintendent or designee shall provide the parent/guardian with notice and a description of the reclassification process and of his/her opportunity to participate in the process and shall encourage his/her involvement in the process.

4. Student performance on an objective assessment of basic skills in English that shows whether the student is performing at or near grade level

The Superintendent or designee shall monitor the progress of reclassified students to ensure their correct classification and placement. (5 CCR 11304)

The Superintendent or designee shall monitor students for at least two years following their reclassification to determine whether the student needs any additional academic support to ensure his/her language and academic success.

Advisory Committee

A parent/guardian advisory committee shall be established at the district level when there are more than 50 English learners in the district and at the school level when there are more than 20 English learners at the school. Parents/guardians of English learners shall constitute committee membership in at least the same percentage as English learners represent of the total number of students in the school. (Education Code 52176; 5 CCR 11308)

The district's English language advisory committee shall advise the Governing Board on at least the following tasks: (5 CCR 11308)

1. The development of a district master plan of education programs and services for English learners, taking into consideration the school site plans for English learners

2. The districtwide needs assessment on a school-by-school basis

3. Establishment of a district program, goals, and objectives for programs and services for English learners

4. Development of a plan to ensure compliance with applicable teacher or aide requirements

5. Administration of the annual language census

6. Review of and comment on the district's reclassification procedures

(cf. 0420 - School Plans/Site Councils)
(cf. 1220 - Citizen Advisory Committees)
(cf. 5020 - Parent Rights and Responsibilities)
(cf. 6020 - Parent Involvement)

In order to assist the advisory committee in carrying out its responsibilities, the Superintendent or designee shall ensure that committee members receive appropriate training and materials. This training shall be planned in full consultation with the members. (5 CCR 11308)

LCAP Advisory Committee

When there are at least 15 percent English learners in the district, with at least 50 students who are English learners, a district-level English learner parent advisory committee shall be established to review and comment on the district's local control and accountability plan (LCAP) in accordance with BP 0460 - Local Control and Accountability Plan. The committee shall be composed of a majority of parents/guardians of English learners. (Education Code 52063; 5 CCR 15495)

(cf. 0460 - Local Control and Accountability Plan)

The advisory committee established pursuant to 5 CCR 11308, as described in the section "Advisory Committee" above, could serve as the LCAP English learner advisory committee if its composition includes a majority of parents/guardians of English learners.

(11/12 4/15) 3/17

Regulation: SOUTH MONTEREY COUNTY JOINT UNION HIGH SCHOOL DISTRICT

Adopted: June 26, 2017 King City, California

Instruction

WEEKEND/SATURDAY CLASSES

The Governing Board desires to increase educational opportunities outside the regular school week in order to meet student needs and promote academic achievement. When staffing, facilities, and other resources are available, the Board may approve the provision of classes on Saturday and/or Sunday that support and are integrated with other learning opportunities.

(cf. 4113 - Assignment)
(cf. 5148.2 - Before/After School Programs)
(cf. 6111 - School Calendar)

Any class offered on a Saturday or Sunday pursuant to Education Code 37223, except in regional occupational centers or programs (ROC/Ps), shall be one offered Monday through Friday during the regular school week. (Education Code 37223)

Weekend classes may include, but are not limited to:

1. Continuation classes

(cf. 6184 - Continuation Education)

2. Special day classes for mentally gifted minors

(cf. 6172 - Gifted and Talented Student Program)

3. Makeup classes for absences occurring during the week (Education Code 37223)

(cf. 5113 - Absences and Excuses)
(cf. 5113.1 - Chronic Absence and Truancy)
(cf. 6154 - Homework/Makeup Work)

4. The programs of a regional occupational center or regional occupational program

5. Supplemental instruction for students who need additional assistance to meet academic standards or requirements

(cf. 5123 - Promotion/Acceleration/Retention)
(cf. 6146.1 - High School Graduation Requirements)
(cf. 6179 - Supplemental Instruction)

6. Enrichment classes in core academic subjects

(cf. 6142.91 - Reading/Language Arts Instruction)
(cf. 6142.92 - Mathematics Instruction)

Except in ROC/Ps, weekend attendance shall not result in crediting any student with more than five days of attendance per week. (Education Code 37223)

Attendance at weekend classes offered pursuant to Education Code 37223 shall be voluntary, except that truants, as defined in Education Code 48260, may be required to attend classes on one day of a weekend in order to make up lost instructional time. (Education Code 37223)

A student shall be excused from a weekend class if such attendance would be in conflict with his/her religious beliefs. Such students shall be given priority for enrollment in any other available supplemental instruction offered at a time other than during the weekend.

(cf. 6141.2 - Recognition of Religious Beliefs and Customs)

A teacher shall not be assigned to work on a Saturday or Sunday if he/she objects in writing that the assignment would conflict with his/her religious beliefs or practices. In addition, a full-time teacher employed by the district prior to the implementation of weekend classes shall not be required, without his/her consent, to teach for more than 180 full days during a school year or for more than the number of full days that district schools were maintained during the year preceding implementation of weekend classes, whichever is greater. (Education Code 44824)

(cf. 4113 - Assignment)

Unless the requirement is waived by the California Department of Education, the district shall provide at least one nutritionally adequate meal during the weekend session in accordance with Education Code 49550.

(cf. 3550 - Food Service/Child Nutrition Program)
(cf. 3553 - Free and Reduced-Price Meals)
(cf. 5030 - Student Wellness)

Legal Reference:
EDUCATION CODE
37223 Weekend classes
41601 Reports of average daily attendance
44824 Weekend classes, assignment of certificated employees
48070-48070.5 Promotion and retention, supplemental instruction
48205 Excused absence for personal reasons
48260 Truants, definition
49550 Meals for needy students
52060-52077 Local control and accountability plan

Management Resources:
CALIFORNIA DEPARTMENT OF EDUCATION PUBLICATIONS
Requesting a Summer School Meal Waiver and/or a Saturday School Meal Waiver, Nutrition Services Division Management Bulletin NSD-SNP-03-2013, February 2013
WEB SITES
California Department of Education: http://www.cde.ca.gov
(11/00 12/13) 3/17

Policy SOUTH MONTEREY COUNTY JOINT UNION HIGH SCHOOL DISTRICT

Adopted: June 26, 2017 King City, California

Students

Parental Notifications

Cautionary Notice: Government Code 17581.5 relieves districts from the obligation to perform specified mandated activities when the Budget Act does not provide reimbursement during that fiscal year. The Budget Act of 2016 (SB 826, Ch. 23, Statutes of 2016) extends the suspension of these requirements through the 2016-17 fiscal year. As a result, certain provisions of the following Exhibit related to scoliosis screening and bus safety instruction may be suspended.

Note: The following exhibit lists notices which the law explicitly requires be provided to parents/guardians. See the referenced Board policy, administrative regulation, or Board bylaw for further information about related program and notice requirements. For example, see AR 1312.3 - Uniform Complaint Procedures for the contents of the annual notice regarding uniform complaint procedures (UCP) as mandated by 5 CCR 4622.

***Note: In addition to the notices required by law, there are other notices that districts are recommended to distribute. For example, AR 5145.3 - Nondiscrimination/Harassment includes an optional notice regarding the rights of transgender and gender-nonconforming students.

I. Annually

When to Notify: Beginning of each school year
Education or Other Legal Code: Education Code 310
Board Policy/Administrative Regulation #: See BP 6174, See AR 6142.2
Subject: Information on the district's language acquisition programs

When to Notify: Beginning of each school year
Education or Other Legal Code: Education Code 17611.5, 17612, 48980.3
Board Policy/Administrative Regulation #: See AR 3514.2
Subject: Use of pesticide product, active ingredients, Internet address to access information, and, if district uses certain pesticides, integrated pest management plan

When to Notify: Annually by February 1
Education or Other Legal Code: Education Code 35256, 35258
Board Policy/Administrative Regulation #: See BP 0510
Subject: School Accountability Report Card provided

When to Notify: Beginning of each school year
Education or Other Legal Code: Education Code 35291, 48980
Board Policy/Administrative Regulation #: See AR 5144, See AR 5144.1

When to Notify: Beginning of each school year, if district has adopted policy on involuntary transfer of students convicted of certain crimes when victim is enrolled at same school
Education or Other Legal Code: Education Code 48929, 48980
Board Policy/Administrative Regulation #: See BP 5116.2
Subject: District policy authorizing transfer

When to Notify: Beginning of each school year
Education or Other Legal Code: Education Code 48980
Board Policy/Administrative Regulation #: See BP 6111
Subject: Schedule of minimum days and student-free staff development days

When to Notify: Beginning of each school year
Education or Other Legal Code: Education Code 48980, 231.5; 5 CCR 4917
Board Policy/Administrative Regulation #: See AR 5145.7
Subject: Copy of sexual harassment policy as related to students

When to Notify: Beginning of each school year
Education or Other Legal Code: Education Code 48980, 32255-32255.6
Board Policy/Administrative Regulation #: See AR 5145.8
Subject: Right to refrain from harmful or destructive use of animals

When to Notify: Beginning of each school year
Education or Other Legal Code: Education Code 48980, 35160.5, 46600-46611, 48204, 48301, 48350-48361
Board Policy/Administrative Regulation #: See BP 5111.1, See AR 5116.1, See AR 5117
Subject: All statutory attendance options, available local attendance options, options for meeting residency, form for changing attendance, appeals process

When to Notify: Beginning of each school year, if Board allows such absence
Education or Other Legal Code: Education Code 48980, 46014
Board Policy/Administrative Regulation #: See AR 5113
Subject: Absence for religious exercise or purposes

When to Notify: Beginning of each school year
Education or Other Legal Code: Education Code 48980, 48205
Board Policy/Administrative Regulation #: See AR 5113, See BP 6154

Subject: Excused absences; grade/credit cannot be reduced due to excused absence if work or test has been completed; full text of Education Code 48205

When to Notify: Beginning of each school year
Education or Other Legal Code: Education Code 48980, 48206.3, 48207, 48208
Board Policy/Administrative Regulation #: See AR 6183

Subject: Availability of home/hospital instruction for students with temporary disabilities

When to Notify: Beginning of each school year
Education or Other Legal Code: Education Code 48980, 49403
Board Policy/Administrative Regulation #: See BP 5141.31
Subject: School immunization program

When to Notify: Beginning of each school year
Education or Other Legal Code: Education Code 48980, 49423, 49480
Board Policy/Administrative Regulation #: See AR 5141.21
Subject: Administration of prescribed medication

When to Notify: Beginning of each school year
Education or Other Legal Code: Education Code 48980, 49451; 20 USC 1232h
Board Policy/Administrative Regulation #: See AR 5141.3
Subject: Right to refuse consent to physical examination

When to Notify: Beginning of each school year
Education or Other Legal Code: Education Code 48980, 49471, 49472
Board Policy/Administrative Regulation #: See BP 5143
Subject: Availability of insurance

When to Notify: Annually
Education or Other Legal Code: 49013; 5 CCR 4622
Board Policy/Administrative Regulation #: See AR 1312.3
Subject: Uniform complaint procedures, available appeals, civil law remedies

When to Notify: Beginning of each school year
Education or Other Legal Code: Education Code 49063
Board Policy/Administrative Regulation #: See AR 5125, See AR 5125.3
Subject: Challenge, review and expunging of records

When to Notify: Beginning of each school year
Education or Other Legal Code: Education Code 49063, 49069; 20 USC 1232g; 34 CFR 99.7
Board Policy/Administrative Regulation #: See AR 5125
Subject: Student records: inspect and review, access, types, location, persons responsible, location of log, access criteria, cost of copies, amendment requests, criteria to determine legitimate educational interest, course prospectus availability

When to Notify: Beginning of each school year
Education or Other Legal Code: Education Code 49063, 49073; 20 USC 1232g; 34 CFR 99.37
Board Policy/Administrative Regulation #: See AR 5125.1
Subject: Release of directory information

When to Notify: Beginning of each school year
Education or Other Legal Code: Education Code 49520, 48980; 42 USC 1758; 7 CFR 245.5
Board Policy/Administrative Regulation #: See AR 3553
Subject: Free and reduced price meals

When to Notify: Beginning of each school year
Education or Other Legal Code: Education Code 51513, 20 USC 1232h
Board Policy/Administrative Regulation #: See AR 5022, See BP 6162.8
Subject: Notice of privacy policy and dates of activities re: survey, health examination, or collection of personal information for marketing; process to opt out of such activities; inspection rights and procedures

When to Notify: Beginning of each school year
Education or Other Legal Code: Education Code 56301
Board Policy/Administrative Regulation #: See BP 6164.4
Subject: Parental rights re: special education identification, referral, assessment, instructional planning, implementation and review, and procedures for initiating a referral for assessment

When to Notify: Beginning of each school year
Education or Other Legal Code: Education Code 58501, 48980
Board Policy/Administrative Regulation #: See AR 6181
Subject: Alternative schools

When to Notify: Beginning of each school year
Education or Other Legal Code: Health and Safety Code 104855
Board Policy/Administrative Regulation #: See AR 5141.6
Subject: Availability of dental fluoride treatment; opportunity to accept or deny treatment

When/Whom to Notify: Annually
Education or Other Legal Code: 5 CCR 852; Education Code 60615
Board Policy/Administrative Regulation #: See AR 6162.51
Subject: Student's participation in state assessments; option to request exemption from testing

When to Notify: Beginning of each school year, if district receives Title I funds
Education or Other Legal Code: 20 USC 6312; 34 CFR 200.61
Board Policy/Administrative Regulation #: See BP 4112.2, See AR 4222
Subject: Right to request information re: professional qualifications of child's teacher and paraprofessional

When to Notify: Beginning of each school year
Education or Other Legal Code: 34 CFR 104.8, 106.9
Board Policy/Administrative Regulation #: See BP 0410, See BP 6178
Subject: Nondiscrimination

When to Notify: Beginning of each school year to parent, teacher, and employee organizations or, in their absence, individuals
Education or Other Legal Code: 40 CFR 763.84, 40 CFR 763.93
Board Policy/Administrative Regulation #: See AR 3514
Subject: Availability of asbestos management plan; any inspections, response actions or post-response actions planned or in progress

II. At Specific Times During the Student's Academic Career

When to Notify: Beginning in grade 7, at least once prior to course selection and career counseling
Education or Other Legal Code: Education Code 221.5; 48980
Board Policy/Administrative Regulation #: See BP 6164.2
Subject: Course selection and career counseling

When to Notify: Upon a student's enrollment
Education or Other Legal Code: Education Code 310
Board Policy/Administrative Regulation #: See BP 6174, See AR 6142.2
Subject: Information on the district's language acquisition programs

When to Notify: When child first enrolls in a public school, if the school offers a fingerprinting program
Education or Other Legal Code: Education Code 32390, 48980
Board Policy/Administrative Regulation #: See AR 5142.1
Subject: Fingerprinting program

When/Whom to Notify: When participating in driver training courses under the jurisdiction of the district
Education or Other Legal Code: Education Code 35211
Board Policy/Administrative Regulation #: None
Subject: Civil liability, insurance coverage

When to Notify: Upon registration in K-6, if students have not previously been transported
Education or Other Legal Code: Education Code 39831.5
Board Policy/Administrative Regulation #: See AR 3543
Subject: School bus safety rules and information, list of stops, rules of conduct, red light crossing instructions, bus danger zones, walking to and from stops

When to Notify: Beginning of each school year for high school students, if high school is open campus
Education or Other Legal Code: Education Code 44808.5, 48980
Board Policy/Administrative Regulation #: See AR 5112.5
Subject: Open campus

When to Notify: Beginning of each school year in grades 9-12, if district allows career technical education (CTE) course to satisfy graduation requirement
Education or Other Legal Code: Education Code 48980, 51225.3
Board Policy/Administrative Regulation #: See AR 6146.1
Subject: How each high school graduation requirement does or does not satisfy college entrance a-g course criteria; list of districts CTE courses that satisfy a-g criteria

When to Notify: Upon a student's enrollment
Education or Other Legal Code: Education Code 49063
Board Policy/Administrative Regulation #: See AR 5125, See AR 5125.3
Subject: Specified rights related to student records

When to Notify: When students enter grade 7
Education or Other Legal Code: Education Code 49452.7
Board Policy/Administrative Regulation #: See AR 5141.3
Subject: Specified information on type 2 diabetes

When to Notify: When in kindergarten, or first grade if not previously enrolled in public school
Education or Other Legal Code: Education Code 49452.8
Board Policy/Administrative Regulation #: See AR 5141.32
Subject: Requirement for oral health assessment, explanation of law, importance of oral health, agency contact, privacy rights

When to Notify: Beginning of each school year for students in grades 9-12
Education or Other Legal Code: Education Code 51229, 48980
Board Policy/Administrative Regulation #: See AR 6143
Subject: College admission requirements, UC and CSU web sites that list certified courses, description of CTE, CDE Internet address, how students may meet with counselors

When to Notify: Beginning of each school year for students in grades 7-12, or at time of enrollment if after beginning of year
Education or Other Legal Code: Education Code 51938, 48980
Board Policy/Administrative Regulation #: See AR 6142.1
Subject: Sexual health and HIV prevention education; right to view A/V materials, whether taught by district staff or outside consultants, right to request specific Education Code sections, right to excuse

When to Notify: Within 20 working days of receiving results of standardized achievement tests or, if results not available in school year, within 20 working days of start of next school year

Education or Other Legal Code: Education Code 60641; 5 CCR 863
Board Policy/Administrative Regulation #: See AR 6162.51
Subject: Results of tests; test purpose, individual score and intended use

When/Whom to Notify: By October 15 for students in grade 12
Education or Other Legal Code: Education Code 69432.9
Board Policy/Administrative Regulation #: See AR 5121, See AR 5125
Subject: Forwarding of student's grade point average to Cal Grant program; timeline to opt out

When to Notify: When child is enrolled in kindergarten
Education or Other Legal Code: Health and Safety Code 124100, 124105
Board Policy/Administrative Regulation #: See AR 5141.32
Subject: Health screening examination

When to Notify: To students in grades 11-12, early enough to enable registration for fall test
Education or Other Legal Code: 5 CCR 11523
Board Policy/Administrative Regulation #: See AR 6146.2
Subject: Notice of proficiency examination provided under Education Code 48412

When to Notify: To secondary students, if district receives Title I funds
Education or Other Legal Code: 20 USC 7908
Board Policy/Administrative Regulation #: See AR 5125.1
Subject: Request that district not release name, address, phone number of child to military recruiters without prior written consent

III. When Special Circumstances Occur

When to Notify: In the event of a breach of security of district records, security of district records,
Education or Other Legal Code: Civil Code 1798.29
Board Policy/Administrative Regulation #: See BP 3580
Subject: Types of records affected, date of breach, description of incident, contact information for credit reporting agencies

When to Notify: Upon receipt of a complaint alleging discrimination
Education or Other Legal Code: Education Code 262.3
Board Policy/Administrative Regulation #: See AR 1312.3
Subject: Civil law remedies available to complainants

When to Notify: When determining whether an English learner should be reclassified as fluent English proficient
Education or Other Legal Code: Education Code 313; 5 CCR 11303
Board Policy/Administrative Regulation #: See AR 6174
Subject: Description of reclassification process, opportunity for parent/guardian to participate

When to Notify: When Student is identified as English learner and district receives Title I or Title III funds for English learner programs, not later than 30 days after beginning of school year or within two weeks of placement if identified during school year
Education or Other Legal Code: Education Code 440; 20 USC 6312

Board Policy/Administrative Regulation #: See AR 6174
Subject: Reason for classification, level of English proficiency, description of program(s), option to decline program or choose alternate, option to remove student from program at any time, exit requirements of program

When to Notify: When homeless or foster youth applies for enrollment in before/after school program
Education or Other Legal Code: Education Code 8483
Board Policy/Administrative Regulation #: See AR 5148.2
Subject: Right to priority enrollment; how to request priority enrollment

When to Notify: Before high school student attends specialized secondary program on a university campus
Education or Other Legal Code: Education Code 17288
Board Policy/Administrative Regulation #: None
Subject: University campus buildings may not meet Education Code requirements for structural safety

When to Notify: At least 72 hours before use of pesticide product not included in annual list
Education or Other Legal Code: Education Code 17612
Board Policy/Administrative Regulation #: See AR 3514.2
Subject: Intended use of pesticide product

When to Notify: To members of athletic teams
Education or Other Legal Code: Education Code 32221.5
Board Policy/Administrative Regulation #: See AR 5143
Subject: Offer of insurance; no-cost and low-cost program options

When to Notify: If school has lost its WASC accreditation status
Education or Other Legal Code: Education Code 35178.4
Board Policy/Administrative Regulation #: See BP 6190
Subject: Loss of status, potential consequences

When/Whom to Notify: When district has contracted for electronic products or services that disseminate advertising
Education or Other Legal Code: Education Code 35182.5
Board Policy/Administrative Regulation #: See BP 3312
Subject: Advertising will be used in the classroom or learning center

When to Notify: At least six months before implementing a schoolwide uniform policy
Education or Other Legal Code: Education Code 35183
Board Policy/Administrative Regulation #: See AR 5132
Subject: Dress code policy requiring schoolwide uniform

When to Notify: Before implementing a year-round schedule
Education or Other Legal Code: Education Code 37616
Board Policy/Administrative Regulation #: See BP 6117
Subject: Public hearing on year-round schedule

When to Notify: When interdistrict transfer is requested and not approved or denied within 30 days
Education or Other Legal Code: Education Code 46601
Board Policy/Administrative Regulation #: See AR 5117
Subject: Appeal process

When to Notify: Before early entry to kindergarten, if offered
Education or Other Legal Code: Education Code 48000
Board Policy/Administrative Regulation #: See AR 5111
Subject: Effects, advantages and disadvantages of early entry

When to Notify: When student identified as being at risk of retention
Education or Other Legal Code: Education Code 48070.5
Board Policy/Administrative Regulation #: See AR 5123
Subject: Student at risk of retention

When to Notify: When student excluded due to quarantine, contagious or infectious disease, danger to safety or health
Education or Other Legal Code: Education Code 48213
Board Policy/Administrative Regulation #: See AR 5112.2, See BP 5141.33
Subject: Student has been excluded from school

When to Notify: Before already admitted student is excluded for lack of immunization
Education or Other Legal Code: Education Code 48216; 17 CCR 6040
Board Policy/Administrative Regulation #: See AR 5141.31
Subject: Need to submit evidence of immunization or exemption within 10 school days; referral to medical care

When to Notify: When a student is classified as truant
Education or Other Legal Code: Education Code 48260.5, 48262
Board Policy/Administrative Regulation #: See AR 5113.1
Subject: Truancy, parental obligation, availability of alternative programs, student consequences, need for conference

When to Notify: When a truant is referred to a SARB or probation department
Education or Other Legal Code: Education Code 48263
Board Policy/Administrative Regulation #: See AR 5113.1
Subject: Name and address of SARB or probation department and reason for referral

When to Notify: When a school is identified on the state's Open Enrollment List
Education or Other Legal Code: Education Code 48354; 5 CCR 4702
Board Policy/Administrative Regulation #: See AR 5118
Subject: Student's option to transfer to another school

When to Notify: Within 60 days of receiving application for transfer out of open enrollment school
Education or Other Legal Code: Education Code 48357; 5 CCR 4702
Board Policy/Administrative Regulation #: See AR 5118
Subject: Whether student's transfer application is accepted or rejected; reasons for rejection

When/Whom to Notify: When student requests to voluntarily transfer to continuation school
Education or Other Legal Code: Education Code 48432.3
Board Policy/Administrative Regulation #: See AR 6184
Subject: Copy of district policy and regulation on continuation education

When to Notify: Prior to involuntary transfer to continuation school
Education or Other Legal Code: Education Code 48432.5
Board Policy/Administrative Regulation #: See AR 6184
Subject: Right to require meeting prior to involuntary transfer to continuation school

When/Whom to Notify: To person holding educational rights, prior to recommending placement of foster youth outside school of origin
Education or Other Legal Code: Education Code 48853.5
Board Policy/Administrative Regulation #: See AR 6173.1
Subject: Basis for the placement recommendation

When to Notify: When student is removed from class and teacher requires parental attendance at school
Education or Other Legal Code: Education Code 48900.1
Board Policy/Administrative Regulation #: See AR 5144.1
Subject: Parental attendance required; timeline for attendance

When to Notify: Prior to withholding grades, diplomas, or transcripts
Education or Other Legal Code: Education Code 48904
Board Policy/Administrative Regulation #: See AR 5125.2
Subject: Damaged school property

When to Notify: When withholding grades, diplomas or transcripts from transferring student
Education or Other Legal Code: Education Code 48904.3
Board Policy/Administrative Regulation #: See AR 5125.2
Subject: Next school will continue withholding grades, diplomas or transcripts

When to Notify: When student is released to peace officer
Education or Other Legal Code: Education Code 48906
Board Policy/Administrative Regulation #: See BP 5145.11
Subject: Release of student to peace officer for the purpose of removing minor from school, unless taken into custody as victim of suspected child abuse
When to Notify: At time of suspension
Education or Other Legal Code: Education Code 48911
Board Policy/Administrative Regulation #: See BP 5144.1, See AR 5144.1
Subject: Notice of suspension

When to Notify: When original period of suspension is extended
Education or Other Legal Code: Education Code 48911
Board Policy/Administrative Regulation #: See AR 5144.1
Subject: Extension of suspension

When to Notify: At the time a student is assigned to a supervised suspension classroom
Education or Other Legal Code: Education Code 48911.1
Board Policy/Administrative Regulation #: See AR 5144.1
Subject: The student's assignment to a supervised suspension classroom

When to Notify: Before holding a closed session re: suspension
Education or Other Legal Code: Education Code 48912
Board Policy/Administrative Regulation #: See AR 5144.1
Subject: Intent to hold a closed session re: suspension

When to Notify: When student expelled from another district for certain acts seeks admission
Education or Other Legal Code: Education Code 48915.1, 48918
Board Policy/Administrative Regulation #: See BP 5119
Subject: Hearing re: possible danger presented by expelled student

When to Notify: When readmission is denied
Education or Other Legal Code: Education Code 48916
Board Policy/Administrative Regulation #: See AR 5144.1
Subject: Reasons for denial; determination of assigned program

When to Notify: When expulsion occurs
Education or Other Legal Code: Education Code 48916
Board Policy/Administrative Regulation #: See AR 5144.1
Subject: Description of readmission procedures

When to Notify: At least 10 calendar days before expulsion hearing
Education or Other Legal Code: Education Code 48918
Board Policy/Administrative Regulation #: See AR 5144.1
Subject: Notice of expulsion hearing

When to Notify: When expulsion or suspension of expulsion occurs
Education or Other Legal Code: Education Code 48918
Board Policy/Administrative Regulation #: See AR 5144.1
Subject: Decision to expel; right to appeal to county board; obligation to inform new district of status

When to Notify: Before involuntary transfer of student convicted of certain crime when victim is enrolled at same school
Education or Other Legal Code: Education Code 48929, 48980
Board Policy/Administrative Regulation #: See BP 5116.2
Subject: Right to request a meeting with principal or designee

When to Notify: One month before the scheduled minimum day
Education or Other Legal Code: Education Code 48980
Board Policy/Administrative Regulation #: See BP 6111
Subject: When minimum days are scheduled after the beginning of the school year

When to Notify: When parents/guardians request guidelines for filing complaint of child abuse at a school site
Education or Other Legal Code: Education Code 48987
Board Policy/Administrative Regulation #: See AR 5141.4
Subject: Guidelines for filing complaint of child abuse at a school site with local child protective agencies

When to Notify: When student in danger of failing a course
Education or Other Legal Code: Education Code 49067
Board Policy/Administrative Regulation #: See AR 5121
Subject: Student in danger of failing a course

When to Notify: When student transfers from another district or private school
Education or Other Legal Code: Education Code 49068
Board Policy/Administrative Regulation #: See AR 5125
Subject: Right to receive copy of student's record and to challenge its content

When to Notify: When parent/guardian's challenge of student record is denied and parent/guardian appeals
Education or Other Legal Code: Education Code 49070
Board Policy/Administrative Regulation #: See AR 5125.3
Subject: If board sustains allegations, the correction or destruction of record; if denied, right to submit written objection

When/Whom to Notify: When district is considering program to gather safety-related information from students' social media activity
Education or Other Legal Code: Education Code 49073.6

Board Policy/Administrative Regulation #: See BP 5125
Subject: Opportunity for input on proposed program

When/Whom to Notify: When district adopts program to gather information from students' social media activity, and annually thereafter
Education or Other Legal Code: Education Code 49073.6
Board Policy/Administrative Regulation #: See AR 5125
Subject: Information is being gathered, access to records, process for removal or corrections, destruction of records

When to Notify: Within 24 hours of release of information to a judge or probation officer
Education or Other Legal Code: Education Code 49076
Board Policy/Administrative Regulation #: See AR 5125
Subject: Release of student record to a judge or probation officer for conducting truancy mediation program or for presenting evidence at a truancy petition

When to Notify: Before release of information pursuant to court order or subpoena
Education or Other Legal Code: Education Code 49077
Board Policy/Administrative Regulation #: See AR 5125
Subject: Release of information pursuant to court order or subpoena

When to Notify: When screening results in suspicion that student has scoliosis
Education or Other Legal Code: Education Code 49452.5
Board Policy/Administrative Regulation #: See AR 5141.3
Subject: Scoliosis screening

When to Notify: When test results in discovery of visual or hearing defects
Education or Other Legal Code: Education Code 49456; 17 CCR 2951
Board Policy/Administrative Regulation #: See AR 5141.3
Subject: Vision or hearing test results

When to Notify: Annually to parents/guardians of student athletes before their first practice or competition
Education or Other Legal Code: Education Code 49475
Board Policy/Administrative Regulation #: See AR 6145.2
Subject: Information on concussions and head injuries

When/Whom to Notify: To person holding educational rights, within 30 days of foster youth, homeless youth, or former juvenile court school student being transferred between high schools
Education or Other Legal Code: Educational Code 51225.1
Board Policy/Administrative Regulation #: See BP 6146.1, See AR 6173, See AR 6173.1, See AR 6173.3
Subject: Exemption from local graduation requirements, effect on college admission, option for fifth year of high school

When to Notify: Before any test/survey questioning personal beliefs
Education or Other Legal Code: Education Code 51513
Board Policy/Administrative Regulation #: See AR 5022
Subject: Permission for test, survey questioning personal beliefs

When to Notify: At least 14 days before HIV prevention or sexual health instruction, if arrangement made for guest speaker after beginning of school year
Education or Other Legal Code: Education Code 51938
Board Policy/Administrative Regulation #: See AR 6142.1
Subject: Instruction in HIV prevention or sexual health by guest speaker or outside consultant

When to Notify: Prior to administering survey regarding health risks and behaviors to students in 7-12
Education or Other Legal Code: Education Code 51938
Board Policy/Administrative Regulation #: See AR 5022
Subject: Notice that the survey will be administered

When to Notify: Within 30 calendar days of receipt of results of assessment or reassessment of English proficiency
Education or Other Legal Code: Education Code 52164.1, 52164.3; 5 CCR 11511.5
Board Policy/Administrative Regulation #: See AR 6174
Subject: Results of state test of English proficiency

When to Notify: When migrant education program is established
Education or Other Legal Code: Education Code 54444.2
Board Policy/Administrative Regulation #: See BP 6175, See AR 6175
Subject: Parent advisory council membership composition

When to Notify: When child participates in licensed child care and development program
Education or Other Legal Code: Health and Safety Code 1596.857
Board Policy/Administrative Regulation #: See AR 5148
Subject: Parent/guardian right to enter facility

When/Whom to Notify: When district receives Tobacco-Use Prevention Education Funds
Education or Other Legal Code: Health and Safety Code 104420
Board Policy/Administrative Regulation #: See AR 3513.3
Subject: The district's tobacco-free schools' policy and enforcement procedures

When to Notify: When sharing student immunization information with an immunization system
Education or Other Legal Code: Health and Safety Code 120440
Board Policy/Administrative Regulation #: See AR 5125
Subject: Types of information to be shared, name and address of agency, acceptable use of the information, right to examine, right to refuse to share

When/Whom to Notify: At least 14 days prior to sex offender coming on campus as volunteer
Education or Other Legal Code: Penal Code 626.81
Board Policy/Administrative Regulation #: See AR 1240, See BP 1250
Subject: Dates and times permission granted; obtaining information from law enforcement

When to Notify: When hearing is requested by person asked to leave school premises
Education or Other Legal Code: Penal Code 627.5
Board Policy/Administrative Regulation #: See AR 3515.2
Subject: Notice of hearing

When/Whom to Notify: When responding to complaint re: discrimination, special education, or noncompliance with law
Education or Other Legal Code: 5 CCR 4631
Board Policy/Administrative Regulation #: See AR 1312.3
Subject: Findings, disposition of complaint, any corrective actions, appeal rights and procedures

When to Notify: When child participates in licensed child care and development program
Education or Other Legal Code: 5 CCR 18066
Board Policy/Administrative Regulation #: See AR 5148
Subject: Policies re: excused and unexcused absences

When to Notify: Within 30 days of application for subsidized child care or preschool services
Education or Other Legal Code: 5 CCR 18094, 18118
Board Policy/Administrative Regulation #: See AR 5148, See AR 5148.3
Subject: Policies re: Approval or denial of services

When to Notify: Upon recertification or update of application for child care or preschool services
Education or Other Legal Code: 5 CCR 18095, 18119
Board Policy/Administrative Regulation #: See AR 5148, See AR 5148.3
Subject: Policies re: Any change in service, such as in fees, amount of service, termination of service

When to Notify: Upon child's enrollment in child care program
Education or Other Legal Code: 5 CCR 18114
Board Policy/Administrative Regulation #: See AR 5148
Subject: Policies re: Policy on fee collection

When to Notify: When payment of child care fees is seven days late
Education or Other Legal Code: 5 CCR 18114
Board Policy/Administrative Regulation #: See AR 5148
Subject: Policies re: Notice of delinquent fees

When to Notify: When district substantively changes policy on student privacy rights

Education or Other Legal Code: 20 USC 1232h
Board Policy/Administrative Regulation #: See AR 5022
Subject: Notice of any substantive change in policy or regulation

When to Notify: For districts receiving Title I funds, when a child has been assigned or taught for four or more consecutive weeks by a teacher who does not meet state certification requirements for the grade level/subject taught
Education or Other Legal Code: 20 USC 6312
Board Policy/Administrative Regulation #: See AR 4112.24
Subject: Timely notice to parent/guardian of child's assignment

When to Notify: For districts receiving Title I funds, not later than 30 days after beginning of school year, to parents/guardians of English learners
Education or Other Legal Code: 20 USC 6312
Board Policy/Administrative Regulation #: See AR 6174
Subject: Reasons for placement, level of proficiency, instructional methods, how program meets child's strengths and teaches English, exit requirements, right to choose another program

When to Notify: For schools receiving Title I funds, upon development of parent involvement policy
Education or Other Legal Code: 20 USC 6316
Board Policy/Administrative Regulation #: See AR 6020
Subject: Notice of policy

When to Notify: When household is selected for verification of eligibility for free or reduced-price meals
Education or Other Legal Code: 42 USC 1758; 7 CFR 245.6a
Board Policy/Administrative Regulation #: See AR 3553
Subject: Need to submit verification information; any subsequent change in benefits; appeals

When/Whom to Notify: When student is homeless or unaccompanied minor
Education or Other Legal Code: 42 USC 11432; Education Code 48852.5
Board Policy/Administrative Regulation #: See AR 6173
Subject: Educational and related opportunities; transportation services; placement decision and right to appeal

When to Notify: When student transfers out of state and records are disclosed without consent pursuant to 34 CFR 99.30
Education or Other Legal Code: 34 CFR 99.34
Board Policy/Administrative Regulation #: See AR 5125
Subject: Right to review records

When to Notify: When district receives federal funding assistance for nutrition program
Education or Other Legal Code: USDA FNS Instruction 113-1

Board Policy/Administrative Regulation #: See BP 3555
Subject: Rights and responsibilities, nondiscrimination policy, complaint procedures

IV. Special Education Notices

When to Notify: Prior to conducting initial evaluation
Education or Other Legal Code: Education Code 56301, 56321, 56321.5, 56321.6, 56329; 20 USC 1415 (d); 34 CFR 300.502, 300.503
Board Policy/Administrative Regulation #: See BP 6159.1, See AR 6159.1, See AR 6164.4
Subject: Proposed evaluation plan, related parental rights, prior written notice, procedural safeguards

When/Whom to Notify: Before functional behavioral assessment begins
Education or Other Legal Code: Education Code 56321
Board Policy/Administrative Regulation #: See AR 6159
Subject: Notification and consent

When to Notify: 24 hours before IEP when district intending to record
Education or Other Legal Code: Education Code 56341.1
Board Policy/Administrative Regulation #: See AR 6159
Subject: Intention to audio-record IEP meeting

When to Notify: Early enough to ensure opportunity for parent to attend IEP meeting
Education or Other Legal Code: Education Code 56341.5; 34 CFR 300.322
Board Policy/Administrative Regulation #: See AR 6159
Subject: Time, purpose, location, who will attend, participation of others with special knowledge, transition statements if appropriate

When to Notify: When parent/guardian orally requests review of IEP
Education or Other Legal Code: Education Code 56343.5
Board Policy/Administrative Regulation #: See AR 6159
Subject: Need for written request

When to Notify: Within one school day of emergency intervention or serious property damage
Education or Other Legal Code: Education Code 56521.1
Board Policy/Administrative Regulation #: See AR 6159.4
Subject: Emergency intervention

When to Notify: Whenever there is a proposal or refusal to initiate or change the identification, evaluation, placement, or FAPE, including when parent/guardian revokes consent for services
Education or Other Legal Code: 20 USC 1415(c); 34 CFR 300.300, 300.503
Board Policy/Administrative Regulation #: See AR 6159, See AR 6159.1
Subject: Prior written notice

When/Whom to Notify: Upon filing of state complaint
Education or Other Legal Code: 20 USC 1415(d), 34 CFR 300.504
Board Policy/Administrative Regulation #: See AR 6159.1
Subject: Procedural safeguards notice

When/Whom to Notify: When disciplinary measures are taken or change in placement
Education or Other Legal Code: 20 USC 1415(k); 34 CFR 300.530
Board Policy/Administrative Regulation #: See AR 5144.2
Subject: Decision and procedural safeguards notice

When to Notify: Upon requesting a due process hearing
Education or Other Legal Code: 20 USC 1415(k); 34 CFR 300.508
Board Policy/Administrative Regulation #: See AR 6159.1
Subject: Child's name, address, school, description of problem, proposed resolution

When to Notify: Eligibility for services under Section 504
Education or Other Legal Code: 34 CFR 104.32, 104.36
Board Policy/Administrative Regulation #: See AR 6164.6
Subject: District responsibilities, district actions, procedural safeguards

V. Classroom Notices

When to Notify: In each classroom in each school
Education or Other Legal Code: Education Code 35186
Board Policy/Administrative Regulation #: See AR/E 1312.4
Subject: Complaints re: sufficiency of instructional materials, teacher vacancy and misassignment, maintenance of facilities, right of students who did not pass the exit exam to receive intensive instruction after grade 12

(4/15 5/16) 3/17

Exhibit: SOUTH MONTEREY COUNTY JOINT UNION HIGH SCHOOL DISTRICT

Adopted: June 26, 2017 King City, California